



(51) International Patent Classification:

H01M 10/056 (2010.01) H01M 10/0562 (2010.01)
H01M 10/05 (2010.01) H01M 10/0565 (2010.01)
H01M 10/054 (2010.01)

(21) International Application Number:

PCT/US2016/036176

(22) International Filing Date:

7 June 2016 (07.06.2016)

(25) Filing Language:

English

(26) Publication Language:

English

(30) Priority Data:

62/172,467 8 June 2015 (08.06.2015) US

(71) Applicant: IONIC MATERIALS, INC. [US/US]; 10-M Commerce Way, Woburn, MA 01801 (US).

(72) Inventors; and

(71) Applicants : ZIMMERMAN, Michael, A. [US/US]; 55 Rosemont Drive, No. Andover, MA 01845 (US). GAVRILOV, Alexei, B. [US/US]; 4133 Inwood Drive, Woburn, MA 01801 (US). LIU, Ting [CN/US]; 77 West Street, Wilmington, MA 01887 (US). SMITH, Keith [US/US]; 79 Butternut Lane, Methuen, MA 01844 (US).

(74) Agents: SCHURGIN, Stanley, M. et al.; Preti Flaherty Beliveau & Pachios LLP, 60 State Street, Suite 1100, Boston, MA 02109 (US).

(81) Designated States (unless otherwise indicated, for every kind of national protection available): AE, AG, AL, AM,

AO, AT, AU, AZ, BA, BB, BG, BH, BN, BR, BW, BY, BZ, CA, CH, CL, CN, CO, CR, CU, CZ, DE, DK, DM, DO, DZ, EC, EE, EG, ES, FI, GB, GD, GE, GH, GM, GT, HN, HR, HU, ID, IL, IN, IR, IS, JP, KE, KG, KN, KP, KR, KZ, LA, LC, LK, LR, LS, LU, LY, MA, MD, ME, MG, MK, MN, MW, MX, MY, MZ, NA, NG, NI, NO, NZ, OM, PA, PE, PG, PH, PL, PT, QA, RO, RS, RU, RW, SA, SC, SD, SE, SG, SK, SL, SM, ST, SV, SY, TH, TJ, TM, TN, TR, TT, TZ, UA, UG, US, UZ, VC, VN, ZA, ZM, ZW.

(84) Designated States (unless otherwise indicated, for every kind of regional protection available): ARIPO (BW, GH, GM, KE, LR, LS, MW, MZ, NA, RW, SD, SL, ST, SZ, TZ, UG, ZM, ZW), Eurasian (AM, AZ, BY, KG, KZ, RU, TJ, TM), European (AL, AT, BE, BG, CH, CY, CZ, DE, DK, EE, ES, FI, FR, GB, GR, HR, HU, IE, IS, IT, LT, LU, LV, MC, MK, MT, NL, NO, PL, PT, RO, RS, SE, SI, SK, SM, TR), OAPI (BF, BJ, CF, CG, CI, CM, GA, GN, GQ, GW, KM, ML, MR, NE, SN, TD, TG).

Declarations under Rule 4.17:

- as to applicant's entitlement to apply for and be granted a patent (Rule 4.17(ii))
- as to the applicant's entitlement to claim the priority of the earlier application (Rule 4.17(iii))
- of inventorship (Rule 4.17(iv))

Published:

- with international search report (Art. 21(3))

(54) Title: BATTERY HAVING ALUMINUM ANODE AND SOLID POLYMER ELECTROLYTE

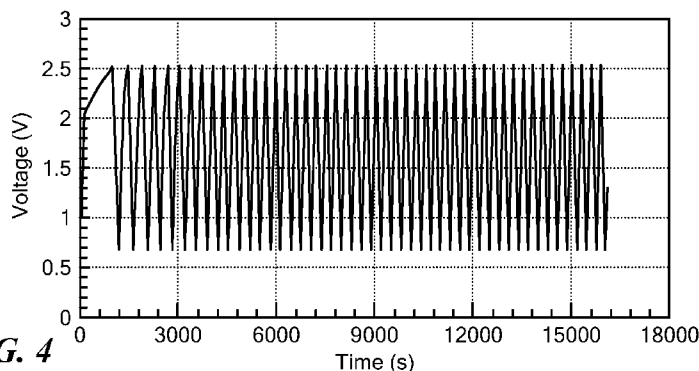


FIG. 4

(57) Abstract: A battery, having polyvalent aluminum metal as the electrochemically active anode material and also including a solid ionically conducting polymer material.

WO 2016/200785 A1

SUMMARY OF THE INVENTION

According to an aspect of the invention, an electrochemical battery is provided with an aluminum anode component which also comprises a solid ionically conducting polymer material.

5 In one aspect a battery comprises: a negative electrode comprising aluminum; a positive electrode comprising a depolarizer that is capable of electrochemically reacting to produce a hydroxide ion upon reduction; and an electrolyte comprising a solid ionically conducting polymer material interposed between the negative electrode and positive electrode to ionically conduct hydroxide ions between the electrodes.

10 Further aspects of the battery can include one or more of the following:

The battery wherein the cathode further comprises the solid ionically conducting polymer material.

The battery wherein the depolarizer is a metal oxide.

The battery wherein the depolarizer comprises manganese dioxide.

15 The battery wherein the anode further comprises an electrically conducting material.

The battery wherein the cathode further comprises an electrically conducting material.

The battery wherein the anode further comprises the solid ionically conducting polymer material, and wherein the aluminum is dispersed within the solid ionically conducting polymer material.

20 The battery wherein the depolarizer comprises manganese dioxide and the solid ionically conducting polymer material.

The battery wherein the solid ionically conducting polymer material comprises: a crystallinity greater than 30%; a glassy state; and both at least one cationic and anionic diffusing ion, wherein at least one diffusing ion is mobile in the glassy state.

25 The battery wherein the at least one anionic diffusing ion comprises hydroxide.

The battery wherein the solid ionically conducting polymer material comprises a plurality of charge transfer complexes.

The battery wherein the solid ionically conducting polymer material comprises a plurality of monomers, and wherein each charge transfer complex is positioned on a
30 monomer.

The battery wherein the electronic conductivity of the solid ionically conducting polymer material is less than 1×10^{-8} S/cm at room temperature.

The battery wherein the solid ionically conducting polymer material has a glassy state which exists at temperatures below the melting temperature of the solid ionically conducting polymer material.

5 The battery wherein the charge transfer complex is formed by the reaction of a polymer and an electron acceptor.

The battery wherein the melting temperature of the solid ionically conducting polymer material is greater than 250°C.

The battery wherein the ionic conductivity of the solid ionically conducting polymer material is greater than 1.0×10^{-5} S/cm at room temperature.

10 The battery wherein the solid ionically conducting polymer material comprises a single cationic diffusing ion, wherein the diffusivity of the cationic diffusing ion is greater than 1.0×10^{-12} m²/s at room temperature.

The battery wherein the solid ionically conducting polymer material comprises a single anionic diffusing ion, wherein the diffusivity of the anionic diffusing ion is greater
15 than 1.0×10^{-12} m²/s at room temperature.

The battery wherein at least one cationic diffusing ion comprises an alkali metal, an alkaline earth metal, a transition metal, or a post transition metal.

The battery wherein the solid ionically conducting polymer material comprises a plurality of monomers and wherein there is at least one anionic diffusing ion per monomer.

20 The battery wherein the solid ionically conducting polymer material comprises a plurality of monomers and wherein there is at least one cationic diffusing ion per monomer.

The battery wherein there is at least one mole of the cationic diffusing ion per liter of solid ionically conducting polymer material.

The battery wherein the solid ionically conducting polymer material is formed by the
25 reaction of a polymer, electron acceptor, and an ionic compound.

The battery wherein the solid ionically conducting polymer material is formed from at least one ionic compound, wherein the ionic compound comprises each at least one cationic and anionic diffusing ion.

30 The battery wherein the solid ionically conducting polymer material is a thermoplastic.

The battery wherein each at least one cationic and anionic diffusing ion have a diffusivity, wherein the anionic diffusivity is greater than the cationic diffusivity.

The battery wherein the diffusing cation is monovalent.

The battery wherein both the at least one diffusing anion and the diffusing cation are monovalent.

The battery wherein the cationic transference number of the solid ionically conducting polymer material is equal to or less than 0.5, and greater than zero.

5 The battery wherein one of the at least one cationic diffusing ion, has a diffusivity greater than $1.0 \times 10^{-12} \text{ m}^2/\text{s}$.

The battery wherein one of the at least one anionic diffusing ion has a diffusivity greater than $1.0 \times 10^{-12} \text{ m}^2/\text{s}$.

10 The battery wherein one of both the at least one anionic diffusing ion and at least one cationic diffusing ion has a diffusivity greater than $1.0 \times 10^{-12} \text{ m}^2/\text{s}$.

The battery wherein the solid ionically conducting polymer material comprises a plurality of monomers, wherein each monomer comprises an aromatic or heterocyclic ring structure positioned in the backbone of the monomer.

15 The battery wherein the solid ionically conducting polymer material further includes a heteroatom incorporated in the ring structure or positioned on the backbone adjacent the ring structure.

The battery wherein the heteroatom is selected from the group consisting of sulfur, oxygen or nitrogen.

20 The battery wherein the heteroatom is positioned on the backbone of the monomer adjacent the ring structure.

The battery wherein the heteroatom is sulfur.

The battery wherein the solid ionically conducting polymer material is pi-conjugated.

25 The battery wherein the solid ionically conducting polymer material comprises a plurality of monomers, wherein the molecular weight of each monomer is greater than 100 grams/mole.

The battery wherein the solid ionically conducting polymer material is hydrophilic.

The battery wherein the ionic conductivity of the solid ionically conducting polymer material is isotropic.

30 The battery wherein the solid ionically conducting polymer material has an ionic conductivity greater than $1 \times 10^{-4} \text{ S/cm}$ at room temperature.

The battery wherein the solid ionically conducting polymer material has an ionic conductivity greater than $1 \times 10^{-3} \text{ S/cm}$ at 80°C .

The battery wherein the solid ionically conducting polymer material has an ionic conductivity greater than $1 \times 10^{-5} \text{ S/cm}$ at -40°C .

The battery wherein the diffusivity of the hydroxide ion is greater than 1.0×10^{-13} m²/s at room temperature.

The battery wherein the solid ionically conducting polymer material is non-flammable.

5 The battery wherein the Young's modulus of the solid ionically conducting polymer material is equal to or greater than 3.0 MPa.

The battery wherein the solid ionically conducting polymer material becomes ionically conductive after being doped by an electron acceptor in the presence of an ionic compound that either contains both a cationic and anionic diffusing ion or is convertible into
10 both the cationic and anionic diffusing ion via reaction with the electron acceptor.

The battery wherein the solid ionically conducting polymer material is formed from the reaction product of a base polymer, electron acceptor and an ionic compound.

The battery wherein the base polymer is a conjugated polymer.

The battery wherein the base polymer is PPS or a liquid crystal polymer.

15 The battery wherein the aluminum is mixed with the solid ionically conducting polymer material and wherein the anode is thermoplastic.

The battery wherein the depolarizer comprises manganese dioxide, and the manganese dioxide is selected from a group comprising β -MnO₂ (pyrolusite), ramsdellite, γ -MnO₂, ϵ -MnO₂, λ -MnO₂, EMD, CMD, and combinations thereof.

20 The base polymer is PPS, PEEK, LCP, PPy, or a combination thereof;

The dopant is selected from DDQ, TCNE, chloranil, SO₃, ozone, a transition metal oxide, MnO₂, oxygen and air;

The ionic compound is a salt, hydroxide, oxide or other material containing hydroxide ions or convertible to hydroxide;

25 The ionic compound comprises LiOH, NaOH, or KOH;

These and other features, advantages, and objects will be further understood and appreciated by those skilled in the art by reference to the following specification, claims, and appended drawings.

30

BRIEF DESCRIPTION OF THE DRAWINGS

In the drawings:

FIG. 1 is an energy density curve comparing the energy density of an aspect to other electrochemical systems;

FIG. 2 is a potentiodynamic curve of aluminum foil and an aluminum electrode dispersed in the solid ionically conductive polymer material in a NaOH-based electrolyte recorded at 1 mV/s scan rate;

FIG. 3 shows discharge curves of a dispersed Al anode versus an Al foil anode, both with MnO₂ cathodes as counter electrodes;

FIG. 4 is a charge/discharge curve of a cell with the dispersed aluminum anode and MnO₂ cathode at a 0.5 mA discharge current over fifty (50) repetitive charge/discharge cycles.

10 DETAILED DESCRIPTION OF THE PREFERRED EMBODIMENTS

This application claims the benefit of U.S. Provisional Patent Application No. 62/172,467 filed June 8, 2015 incorporated herein by reference; and also incorporates by reference U. S. Provisional Patent Application No. 62/158,841 filed May 8, 2015; U.S. Patent Application 14/559,430 filed December 3, 2014; U.S. Provisional Patent Application 15 No. 61/911,049 filed December 3, 2013; U.S. Patent Application No. 13/861,170 filed April 11, 2013; and U.S. Provisional Patent Application No. 61/622,705 filed April 11, 2012.

In an aspect, electrochemically active aluminum particles are incorporated into a solid ionically conductive polymer material allows for increasing specific capacity of the active material to the levels close to their respective theoretical discharge. Coupling a 2e-MnO₂ cathode with aluminum anode further increases the energy density, ideally resulting in high volumetric performance in a rechargeable battery. Referring to FIG.1, the energy density of this aspect is compared to other electrochemical systems. Such a secondary battery benefits from both cathode and anode material being abundant, inexpensive and environmentally benign.

25 The anode electrochemical reaction is set forth in equation (3):



In an aspect where MnO₂ used as the cathode depolarizer, the cathode electrochemical reaction is set forth in equation (4):



30 Thus the manganese dioxide produces a hydroxide ion when it is reduced to the oxyhydroxide. In another aspect the cathode can comprise an alternative depolarizer (e.g. metal oxide) that is capable of electrochemically reacting to produce hydroxide ions upon reduction.

Theoretically, aluminum discharges at a voltage about 0.9 V more negative compared to Zn, resulting more than double specific energy (Wh/Kg) and almost double energy density (Wh/L) when both anodes are against MnO₂ cathodes. However, in aqueous alkaline solutions, aluminum is not stable undergoing more severe corrosion than Zn. Electrodes with aluminum powder dispersed in the herein described solid ionically conductive polymer material display corrosion at more negative voltages than aluminum foil anode. Referring to FIG. 2., there is shown a potentiodynamic curve of aluminum foil and an aluminum electrode dispersed in the solid ionically conductive polymer material in a NaOH-based electrolyte recorded at 1 mV/s scan rate.

Dispersing fine aluminum powder in the solid ionically conductive polymer material increases aluminum surface area, thus reduces effective current density to mitigate surface passivation. Cells with the dispersed aluminum anode and an MnO₂ cathode demonstrated comparable discharge capacity to Al foil. Referring to FIG. 3, there are shown discharge curves of the dispersed Al anode versus an Al foil anode, both with MnO₂ cathodes as countering electrodes. The discharging voltage is about 1 V higher in the battery with the dispersed aluminum, than Al foil, which means doubled energy density considering other components are the same.

These cells display typical charge/discharge behavior. Referring to FIG. 4, there is shown a charge/discharge curve of a cell with the dispersed aluminum anode and MnO₂ cathode at a 0.5 mA discharge current. The cell displayed fifty (50) repetitive charge/discharge cycles, demonstrating rechargeability of this aspect.

The following explanations of terms are provided to better detail the descriptions of aspects, embodiments and objects that will be set forth in this section. Unless explained or defined otherwise, all technical and scientific terms used herein have the same meaning as commonly understood to one of ordinary skill in the art to which this disclosure belongs. In order to facilitate review of the various embodiments of the disclosure, the following explanations of specific terms are provided:

A depolarizer is a synonym of electrochemically active substance, i.e., a substance which changes its oxidation state, or partakes in a formation or breaking of chemical bonds, in a charge-transfer step of an electrochemical reaction and electrochemically active material. When an electrode has more than one electroactive substances they can be referred to as codepolarizers.

Thermoplastic is a characteristic of a plastic material or polymer to become pliable or moldable above a specific temperature often around or at its melting temperature and to solidify upon cooling.

5 Solid electrolytes include solvent free polymers, and ceramic compounds (crystalline and glasses).

A "Solid" is characterized by the ability to keep its shape over an indefinitely long period, and is distinguished and different from a material in a liquid phase. The atomic structure of solids can be either crystalline or amorphous. Solids can be mixed with or be components in composite structures.

10 For purposes of this application and its claims, a solid ionically conducting polymer material requires that that material be ionically conductive through the solid and not through any solvent, gel or liquid phase, unless it is otherwise described. For purposes of this application and its claims, gelled (or wet) polymers and other materials dependent on liquids for ionic conductivity are defined as not being solid electrolytes (solid ionically conducting
15 polymer material) in that they rely on a liquid phase for their ionic conductivity.

A polymer is typically organic and comprised of carbon based macromolecules, each of which have one or more type of repeating units or monomers. Polymers are light-weight, ductile, usually non-conductive and melt at relatively low temperatures. Polymers can be made into products by injection, blow and other molding processes, extrusion, pressing,
20 stamping, three dimensional printing, machining and other plastic processes. Polymers typically have a glassy state at temperatures below the glass transition temperature T_g . This glass temperature is a function of chain flexibility, and occurs when there is enough vibrational (thermal) energy in the system to create sufficient free-volume to permit sequences of segments of the polymer macromolecule to move together as a unit. However,
25 in the glassy state of a polymer, there is no segmental motion of the polymer.

Polymers are distinguished from ceramics which are defined as inorganic, non-metallic materials; typically compounds consisting of metals covalently bonded to oxygen, nitrogen or carbon, brittle, strong and non-conducting.

The glass transition, which occurs in some polymers, is a midpoint temperature
30 between the supercooled liquid state and a glassy state as a polymer material is cooled. The thermodynamic measurements of the glass transition are done by measuring a physical property of the polymer, e.g. volume, enthalpy or entropy and other derivative properties as a function of temperature. The glass transition temperature is observed on such a plot as a break in the selected property (volume of enthalpy) or from a change in slope (heat capacity

or thermal expansion coefficient) at the transition temperature. Upon cooling a polymer from above the T_g to below the T_g , the polymer molecular mobility slows down until the polymer reaches its glassy state.

As a polymer can comprise both amorphous and crystalline phase, polymer crystallinity is the amount of this crystalline phase relative the amount of the polymer and is represented as a percentage. Crystallinity percentage can be calculated via x-ray diffraction of the polymer by analysis of the relative areas of the amorphous and crystalline phases.

A polymer film is generally described as a thin portion of polymer, but should be understood as equal to or less than 300 micrometers thick.

It is important to note that the ionic conductivity is different from electrical conductivity. Ionic conductivity depends on ionic diffusivity, and the properties are related by the Nernst-Einstein equation. Ionic conductivity and ionic diffusivity are both measures of ionic mobility. An ionic is mobile in a material if its diffusivity in the material is positive (greater than zero), or it contributes to a positive conductivity. All such ionic mobility measurements are taken at room temperature (around 21°C), unless otherwise stated. As ionic mobility is affected by temperature, it can be difficult to detect at low temperatures. Equipment detection limits can be a factor in determining small mobility amounts. Mobility can be understood as diffusivity of an ion at least 1×10^{-14} m²/s and preferably at least 1×10^{-13} m²/s, which both communicate an ion is mobile in a material.

A solid polymer ionically conducting material is a solid that comprises a polymer and that conducts ions as will be further described.

An aspect includes a method of synthesizing a solid ionically conducting polymer material from at least three distinct components: a polymer, a dopant and an ionic compound. The components and method of synthesis are chosen for the particular application of the material. The selection of the polymer, dopant and ionic compound may also vary based on the desired performance of the material. For example, the desired components and method of synthesis may be determined by optimization of a desired physical characteristic (e.g. ionic conductivity).

Synthesis:

The method of synthesis can also vary depending on the particular components and the desired form of the end material (e.g. film, particulate, etc.). However, the method includes the basic steps of mixing at least two of the components initially, adding the third component in an optional second mixing step, and heating the components/reactants to

synthesize the solid ionically conducting polymer material in a heating step. In one aspect of the invention, the resulting mixture can be optionally formed into a film of desired size. If the dopant was not present in the mixture produced in the first step, then it can be subsequently added to the mixture while heat and optionally pressure (positive pressure or vacuum) are applied. All three components can be present and mixed and heated to complete the synthesis of the solid ionically conducting polymer material in a single step. However, this heating step can be done when in a separate step from any mixing or can be completed while mixing is being done. The heating step can be performed regardless of the form of the mixture (e.g. film, particulate, etc.). In an aspect of the synthesis method, all three components are mixed and then extruded into a film. The film is heated to complete the synthesis.

When the solid ionically conducting polymer material is synthesized, a color change occurs which can be visually observed as the reactants color is a relatively light color, and the solid ionically conducting polymer material is a relatively dark or black color. It is believed that this color change occurs as charge transfer complexes are being formed, and can occur gradually or quickly depending on the synthesis method.

An aspect of the method of synthesis is mixing the base polymer, ionic compound and dopant together and heating the mixture in a second step. As the dopant can be in the gas phase, the heating step can be performed in the presence of the dopant. The mixing step can be performed in an extruder, blender, mill or other equipment typical of plastic processing. The heating step can last several hours (e.g. twenty-four (24) hours) and the color change is a reliable indication that synthesis is complete or partially complete.

In an aspect of the synthesis method, the base polymer and ionic compound can be first mixed. The dopant is then mixed with the polymer-ionic compound mixture and heated. The heating can be applied to the mixture during the second mixture step or subsequent to the mixing step.

In another aspect of the synthesis method, the base polymer and the dopant are first mixed, and then heated. This heating step can be applied after the mixing or during, and produces a color change indicating the formation of the charge transfer complexes and the reaction between the dopant and the base polymer. The ionic compound is then mixed to the reacted polymer dopant material to complete the formation of the solid ionically conducting polymer material.

Typical methods of adding the dopant are known to those skilled in the art and can include vapor doping of film containing the base polymer and ionic compound and other doping methods known to those skilled in the art. Upon doping the solid polymer material

becomes ionically conductive, and it is believed that the doping acts to activate the ionic components of the solid polymer material so they are diffusing ions.

Other non-reactive components can be added to the above described mixtures during the initial mixing steps, secondary mixing steps or mixing steps subsequent to heating. Such other components include but are not limited to depolarizers or electrochemically active materials such as anode or cathode active materials, electrically conductive materials such as carbons, rheological agents such as binders or extrusion aids (e.g. ethylene propylene diene monomer "EPDM"), catalysts and other components useful to achieve the desired physical properties of the mixture.

Polymers that are useful as reactants in the synthesis of the solid ionically conducting polymer material are electron donors or polymers which can be oxidized by electron acceptors. Semi-crystalline polymers with a crystallinity index greater than 30%, and greater than 50% are suitable reactant polymers. Totally crystalline polymer materials such as liquid crystal polymers ("LCPs") are also useful as reactant polymers. LCPs are totally crystalline and therefore their crystallinity index is hereby defined as 100%. Undoped conjugated polymers and polymers such as polyphenylene sulfide ("PPS") are also suitable polymer reactants.

Polymers are typically not electrically conductive. For example, virgin PPS has electrical conductivity of 10^{-20} S cm^{-1} . Non-electrically conductive polymers are suitable reactant polymers.


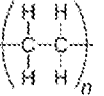
In an aspect, polymers useful as reactants can possess an aromatic or heterocyclic component in the backbone of each repeating monomer group, and a heteroatom either incorporated in the heterocyclic ring or positioned along the backbone in a position adjacent the aromatic ring. The heteroatom can be located directly on the backbone or bonded to a carbon atom which is positioned directly on the backbone. In both cases where the heteroatom is located on the backbone or bonded to a carbon atom positioned on the backbone, the backbone atom is positioned on the backbone adjacent to an aromatic ring. Non-limiting examples of the polymers used in this aspect of the invention can be selected from the group including PPS, Poly(p-phenylene oxide)("PPO"), LCPs, Polyether ether ketone ("PEEK"), Polyphthalamide ("PPA"), Polypyrrole, Polyaniline, and Polysulfone. Copolymers including monomers of the listed polymers and mixtures of these polymers may also be used. For example, copolymers of p-hydroxybenzoic acid can be appropriate liquid crystal polymer base polymers.

Table 1 details non-limiting examples of reactant polymers useful in the synthesis of the solid ionically conducting polymer material along with monomer structure and some physical property information which should be considered also non-limiting as polymers can take multiple forms which can affect their physical properties.

5

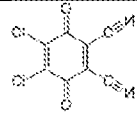
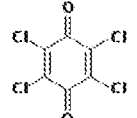
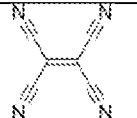
TABLE 1

Polymer	Monomer Structure	Melting Pt.(C)	MW
PPS polyphenylene sulfide		285	109
PPO Poly(<i>p</i> -phenylene oxide)		262	92
PEEK Polyether ether ketone		335	288
PPA Polyphthalamide		312	
Polypyrrole			
Polyaniline Poly-Phenylamine [C ₆ H ₄ NH] _n		385	442
Polysulfone			240
Xydar (LCP)			
Vectran Poly-paraphenylene terephthalamide [-CO-C ₆ H ₄ -CO-NH-C ₆ H ₄ -NH-] _n			
Polyvinylidene fluoride (PVDF)		177 °C	
Polyacrylonitrile (PAN)		300 °C	

Polytetrafluoroethylene (PTFE)		327	
Polyethylene (PE)		115-135	

Dopants that are useful as reactants in the synthesis of the solid ionically conducting polymer material are electron acceptors or oxidants. It is believed that the dopant acts to release ions for ionic transport and mobility, and it is believed to create a site analogous to a charge transfer complex or site within the polymer to allow for ionic conductivity. Non-limiting examples of useful dopants are quinones such as: 2,3-dicyano-5,6-dichlorodicyanoquinone ($C_8Cl_2N_2O_2$) also known as “DDQ”, and tetrachloro-1,4-benzoquinone ($C_6Cl_4O_2$), also known as chloranil, tetracyanoethylene (C_6N_4) also known as TCNE, sulfur trioxide (“ SO_3 ”), ozone (trioxygen or O_3), oxygen (O_2 , including air), transition metal oxides including manganese dioxide (“ MnO_2 ”), or any suitable electron acceptor, etc. and combinations thereof. Dopants that are temperature stable at the temperatures of the synthesis heating step are useful, and quinones and other dopants which are both temperature stable and strong oxidizers quinones are very useful. Table 2 provides a non-limiting listing of dopants, along with their chemical diagrams.

TABLE 2

Dopant	Formula	Structure
2,3-Dichloro-5,6-dicyano-1,4-benzoquinone (DDQ)	$C_6Cl_2(CN)_2O_2$	
tetrachloro-1,4-benzoquinone (chloranil)	$C_6Cl_4O_2$	
Tetracyanoethylene (TCNE)	C_2N_4	
Sulfur Trioxide	SO_3	
Ozone	O_3	
Oxygen	O_2	
Transition Metal Oxides	$MxOy$ (M=Transition Metal, x and y are equal to or greater than 1)	

Ionic compounds that are useful as reactants in the synthesis of the solid ionically
5 conducting polymer material are compounds that release desired ions during the synthesis of
the solid ionically conducting polymer material. The ionic compound is distinct from the
dopant in that both an ionic compound and a dopant are required. Non-limiting examples
include Li_2O , $LiOH$, $NaOH$, KOH , $LiNO_3$, Na_2O , MgO , $CaCl_2$, $MgCl_2$, $AlCl_3$, LiTFSI
(lithium bis-trifluoromethanesulfonimide), LiFSI (Lithium bis(fluorosulfonyl)imide),
10 Lithium bis(oxalato)borate ($LiB(C_2O_4)_2$ “LiBOB”) and other lithium salts and combinations
thereof. Hydrated forms (e.g. monohydrate) of these compounds can be used to simplify
handling of the compounds. Inorganic oxides, chlorides and hydroxide are suitable ionic
compounds in that they dissociate during synthesis to create at least one anionic and cationic
diffusing ion. Any such ionic compound that dissociates to create at least one anionic and
15 cationic diffusing ion would similarly be suitable. Multiple ionic compounds can also be
useful that result in multiple anionic and cationic diffusing ions can be preferred. The
particular ionic compound included in the synthesis depends on the utility desired for the

material. For example, in an application where it would be desired to have a hydroxide anion, a lithium hydroxide, or an oxide convertible to a hydroxide ion would be appropriate. As would be any hydroxide containing compound that releases a diffusing hydroxide anion during synthesis. A non-limiting group of such hydroxide ionic compounds includes metal hydroxides. The hydroxide ionic compounds can include alkaline metals, alkaline earth metals, transition metals, and post transition metals in a form that can produce both the desired cationic and anionic diffusing species are appropriate as synthesis reactant ionic compounds.

The purity of the materials is potentially important so as to prevent any unintended side reactions and to maximize the effectiveness of the synthesis reaction to produce a highly conductive material. Substantially pure reactants with generally high purities of the dopant, base polymer and the ionic compound are useful, and purities greater than 98% are more useful with even higher purities, e.g. LiOH: 99.6%, DDQ: >98%, and Chloranil: >99% also useful. Impurities in Aluminum powder can produce undesired corrosion reactions, therefore relative pure aluminum is desired such as 5N purity powder.

Using certain aluminum alloys instead of pure aluminum powder and utilizing electrolyte additives, such as MgO, Na₂SnO₃ and others may be used in an aspect of the aluminum anode. Further optimization may include incorporating desired additives into the anode structure (intermixing with aluminum or alloy powder). 2000, 5000 and 7000 series alloys and other alloy or dopant elements such as Gallium, Magnesium, Manganese, Copper, Zinc, Cadmium, Tin, Indium, Barium and combinations thereof may be useful to maintain stability of the aluminum alloy. In an aspect, the aluminum is alloyed with zinc, tin, gallium, magnesium or a combination of two or more of the elements.

In addition to alloying, particle size can be varied, zinc oxide can be mixed in to reduce corrosion rate, and other functional additives can be added to promote plating and reduce agglomeration and dendrite formation e.g. phosphates, potassium fluoride, calcium hydroxide, titanium nitride, etc.

The aluminum is dispersed within the solid ionically conductive polymer material, by being mixed with it. Additional electrically conductive material can be added to the anode and dispersed/mixed with the aluminum and solid ionically conductive polymer material. Graphites, carbons, aluminum flake, and bimodal distributions of aluminum powder can be used to increase the electrical conductivity of the anode.

In an aspect, the cathode comprises manganese dioxide. Specifically, the cathodes electrochemically active cathode material can be added in the form of β -MnO₂ (pyrolusite),

ramsdellite, γ - MnO_2 , ϵ - MnO_2 , λ - MnO_2 and other MnO_2 phases or mixtures thereof, including, but not limited to, EMD and CMD.

In an alternative aspect, other alkaline battery cathode materials that produce hydroxide ion upon reduction can be useful. Silver oxide and silver dioxide, other metal
5 oxides and metal oxyhydroxides (e.g. NiOOH) are also useful to produce the hydroxide ion upon electrochemical reduction.

The solid ionically conductive polymer electrolyte can be mixed with the electrochemically active cathode material and an electrical conductive material. Graphite,
10 carbons and other electrically conductive materials typical of alkaline cathodes are useful to maintain a requisite electrical conductivity. Aqueous electrolyte can also be added to the cathode and can be sealed relative the anode by the solid ionically conductive polymer electrolyte interposed between the anode and cathode. Potassium, and sodium hydroxide are suitable aqueous electrolytes.

The electrolyte can comprise solid ionically conductive polymer in an aspect and can
15 be thermoformed or extruded into a film that is interposed between the anode and cathode. The solid ionically conductive polymer electrolyte acts to ionically conduct the hydroxide ion to and from the cathode. Thus the solid ionically conductive polymer electrolyte need to provide an ionic pathway between the anode and cathode's electrochemically active materials.

20 As the electrolyte, anode and cathode can all comprise the solid ionically conductive polymer electrolyte, each battery component can be thermoformed as the solid ionically conductive polymer electrolyte is a thermoplastic. The battery components can be adhered to each other by heating, or can be co-extruded.

To further describe the utility of the solid ionically conducting polymer material and
25 the versatility of the above described method of the synthesis of the solid ionically conducting polymer material, several classes of the solid ionically conducting polymer material useful for multiple electrochemical applications and distinguished by their application are described:

30 Example 1

The solid ionically conductive polymer material is synthesized in two aspects to describe how the material can be used in different aspects of the battery design:

Example 1A

PPS polymer was mixed with the ionic compound LiOH monohydrate in the proportion of about 10-40% (by wt.) of the metal hydroxide, respectively, and mixed using jet milling. This undoped mixture is heated between 320-380 °C and extruded into a 10-15 micrometer thick film. The extruded film was then annealed at 150 °C for about two hours to increase the crystallinity of the mixed PPS polymer. Chloranil dopant was added via vapor doping to the resulting mixture at a temperature between 190-200 °C for 1-16 hours in a tube furnace under vacuum to synthesize a solid ionically conducting polymer material (PPS/LiOH/Chloranil). The synthesized material undergoes a color change during doping indicating that the chemical reaction takes place, and indicating the formation of the solid ionically conductive polymer material.

Example 1B

In an aspect, the solid ionically conducting polymer material (PPS/LiOH/DDQ) is synthesized in a particulate form by first mixing the DDQ dopant and base polymer PPS in a ratio of one mole DDQ per 4.2 moles of PPS monomer. and heated between 250 and 325 °C to create a particulate form. Ionic LiOH is mixed to the particular form to create the solid ionically conductive polymer material.

Electronic conductivity of the materials in both Example 1A and 1B was measured using the potentiostatic method between blocking electrodes, and was determined to be about 6.5×10^{-9} S/cm (less than or less conductive than 1×10^{-8} S/cm).

Ionic diffusivity measurements were conducted on a compression molded particulate form of the PPS/LiOH/DDQ material using fundamental NMR techniques. Specifically, the diffusivity of lithium and hydroxide ions was evaluated by a pulsed gradient spin echo ("PGSE") lithium NMR method. The PGSE-NMR measurements were made using a Varian-S Direct Drive 300 (7.1 T) spectrometer. The solid polymer ionically conducting material, has a Li^+ diffusivity of 5.7×10^{-11} m²/s at room temperature, and the diffusivity of the OH^- ion was 4.1×10^{-11} m²/s at room temperature. These diffusivity values can be used to calculate both an anionic and cationic transference number. Although related, the anionic transference number is more relevant in that the diffusivity of the hydroxide is important in alkaline batteries.

Example 2

A cathode is made by mixing the solid ionically conductive polymer material prepared in Example 1B with electrically conductive carbon powder, EMD, a binder (PVDF or Kraton with DMA or NMP as a solvent) in desired proportion and slurry-casted onto an electrically conducting (e.g. metal, titanium or stainless steel which has a thin layer of graphite primer to reduce collector to cathode resistance) current collector. The cathode was then dried at 80-120°C for 2-12 hours, calendared and sliced into desired dimensions for coin cells or pouch cell.

10 Example 3

Aluminum powder (ultra-pure powder or alloy powder) mixed with solid ionically conducting polymer material from Example 1B, conductive carbon, additives such as zinc oxide and/or other corrosion-resistive additives. PVDF or Kraton is used as binder, with DMA or NMP as solvent. Mixed slurry is then casted onto a titanium or stainless steel current collector, which has a thin layer of graphite primer. Electrodes were then dried at 80-120 °C for 2-12 hours, calendared and sliced into desired dimensions for coin cells or pouch cells.

The solid ionically conducting polymer material retains the thermoplastic physical properties of its base polymer. For example, it is capable of being thermoformed, extruded or otherwise shaped into a myriad of webs, annulus, powders, meshes, convolutes, coatings, films, and other useful forms. As the electrode materials are encapsulated by the solid ionically conducting polymer material the electrodes are also thermoplastic as they can be molded while maintaining this encapsulation. This property of solid ionically conducting polymer material is particularly useful in a battery in that electrode can be molded into plurality of shapes.

Different types of cells have been constructed using the above anode, cathode and polymer electrolyte films, including 2032-type coin cells, pouch cells and bipolar pouch cells. In a typical cell, layers of cathode, polymer electrolyte and anode are stacked from bottom to top, and sealed for testing.

30 Example 4

Batteries were assembled from the components described in Examples 2 and 3. NaOH solution containing additives was used as electrolyte. A non-woven separator from Nippon Kodoshi Corporation (VLS55L200) was used. The discharge voltage was about 1V higher compared to Al foil anode (other components being the same), as shown in Fig. 3.

Example 5

Batteries were assembled from the components described in Examples 1-3. With the solid ionically conducting polymer material from Example 1A shaped into a film of 15 micrometers and interposed as an electrolyte between the anode from Example 3 and cathode from Example 2, an Aluminum-MnO₂ battery was constructed and tested. The battery displayed typical charge-discharge behavior as shown in Fig. 4.

While the invention has been described in detail herein in accordance with certain preferred embodiments thereof, many modifications and changes therein may be affected by those skilled in the art without departing from the spirit of the invention. Accordingly, it is our intent to be limited only by the scope of the appending claims and not by way of the details and instrumentalities describing the embodiments shown herein. It is to be understood that variations and modifications can be made on the aforementioned structure without departing from the concepts of the describe aspects, and further it is to be understood that such concepts are intended to be covered by the following claims unless these claims by their language expressly state otherwise.

CLAIMS

What is claimed is:

- 5 1. A battery comprising:
a negative electrode comprising aluminum and a solid ionically conducting polymer material;
a positive electrode comprising a depolarizer that is capable of electrochemically reacting to
produce a hydroxide ion upon reduction; and
an electrolyte interposed between the negative electrode and positive electrode to ionically
10 conduct hydroxide ions between the electrodes.
2. The battery of claim 1, wherein the electrolyte further comprises the solid ionically
conducting polymer material.
- 15 3. The battery of claim 1, wherein the cathode further comprises the solid ionically
conducting polymer material.
4. The battery of claim 1, wherein the depolarizer is a metal oxide.
- 20 5. The battery of claim 1, wherein the depolarizer comprises manganese dioxide.
6. The battery of claim 2, wherein the anode further comprises an electrically conducting
material.
- 25 7. The battery of claim 2, wherein the cathode further comprises an electrically
conducting material.
8. The battery of claim 1, wherein the anode further comprises the solid ionically
conducting polymer material, and wherein the aluminum is dispersed within the solid
30 ionically conducting polymer material.
9. The battery of claim 8, wherein the depolarizer comprises manganese dioxide and the
solid ionically conducting polymer material.

10. The battery of claim 1, wherein the solid ionically conducting polymer material comprises:

a crystallinity greater than 30%;

a glassy state;

5 and both at least one cationic and anionic diffusing ion, wherein at least one diffusing ion is mobile in the glassy state.

11. The battery of claim 10, wherein the at least one anionic diffusing ion comprises hydroxide.

10

12. The battery of claim 1, wherein the solid ionically conducting polymer material comprises a plurality of charge transfer complexes.

13. The battery of claim 12, wherein the solid ionically conducting polymer material
15 comprises a plurality of monomers, and wherein each charge transfer complex is positioned on a monomer.

14. The battery of claims 1 or 12, wherein the electronic conductivity of the solid ionically conducting polymer material is less than 1×10^{-8} S/cm at room temperature.

20

15. The battery of claim 6, wherein the solid ionically conducting polymer material has a glassy state which exists at temperatures below the melting temperature of the solid ionically conducting polymer material.

25 16. The battery of claim 12, wherein the charge transfer complex is formed by the reaction of a polymer and an electron acceptor.

17. The battery of claim 1, wherein the melting temperature of the solid ionically conducting polymer material is greater than 250°C.

30

18. The battery of claim 1, wherein the ionic conductivity of the solid ionically conducting polymer material is greater than 1.0×10^{-5} S/cm at room temperature.

19. The battery of claim 10, wherein the solid ionically conducting polymer material comprises a single cationic diffusing ion, wherein the diffusivity of the cationic diffusing ion is greater than $1.0 \times 10^{-12} \text{ m}^2/\text{s}$ at room temperature.
- 5 20. The battery of claim 10, wherein the solid ionically conducting polymer material comprises a single anionic diffusing ion, wherein the diffusivity of the anionic diffusing ion is greater than $1.0 \times 10^{-12} \text{ m}^2/\text{s}$ at room temperature.
21. The battery of claim 10, wherein at least one cationic diffusing ion comprises an
10 alkali metal, an alkaline earth metal, a transition metal, or a post transition metal.
22. The battery of claim 1, wherein the solid ionically conducting polymer material comprises a plurality of monomers and wherein there is at least one anionic diffusing ion per monomer.
- 15 23. The battery of claim 1, wherein the solid ionically conducting polymer material comprises a plurality of monomers and wherein there is at least one cationic diffusing ion per monomer.
- 20 24. The battery of claim 1, wherein there is at least one mole of the cationic diffusing ion per liter of solid ionically conducting polymer material.
25. The battery of claim 1, wherein the solid ionically conducting polymer material is formed by the reaction of a polymer, electron acceptor, and an ionic compound.
- 25 26. The battery of claim 1, wherein the solid ionically conducting polymer material is formed from at least one ionic compound, wherein the ionic compound comprises each at least one cationic and anionic diffusing ion.
- 30 27. The battery of claim 1, wherein the solid ionically conducting polymer material is a thermoplastic.
28. The battery of claims 1, wherein each at least one cationic and anionic diffusing ion have a diffusivity, wherein the anionic diffusivity is greater than the cationic diffusivity.
- 35 29. The battery of claim 1, wherein the diffusing cation is monovalent.

30. The battery of claim 1, wherein both the at least one diffusing anion and the diffusing cation are monovalent.
- 5 31. The battery of claim 1, wherein the cationic transference number of the solid ionically conducting polymer material is equal to or less than 0.5, and greater than zero.
32. The battery of claim 1, wherein one of the at least cationic diffusing ion, has a diffusivity greater than $1.0 \times 10^{-12} \text{ m}^2/\text{s}$.
- 10 33. The battery of claim 1, wherein one of the at least one anionic diffusing ion has a diffusivity greater than $1.0 \times 10^{-12} \text{ m}^2/\text{s}$.
34. The battery of claim 1, wherein one of both the at least one anionic diffusing ion and
15 at least one cationic diffusing ion has a diffusivity greater than $1.0 \times 10^{-12} \text{ m}^2/\text{s}$.
35. The battery of claim 1, wherein the solid ionically conducting polymer material comprises a plurality of monomers, wherein each monomer comprises an aromatic or heterocyclic ring structure positioned in the backbone of the monomer.
- 20 36. The battery of claim 35, wherein the solid ionically conducting polymer material further includes a heteroatom incorporated in the ring structure or positioned on the backbone adjacent the ring structure.
- 25 37. The battery of claim 36, wherein the heteroatom is selected from the group consisting of sulfur, oxygen or nitrogen.
38. The battery of claim 37, wherein the heteroatom is positioned on the backbone of the monomer adjacent the ring structure.
- 30 39. The battery of claim 38, wherein the heteroatom is sulfur.
40. The battery of claim 1, wherein the solid ionically conducting polymer material is pi-conjugated.
- 35

41. The battery of claim 1, wherein the solid ionically conducting polymer material comprises a plurality of monomers, wherein the molecular weight of each monomer is greater than 100 grams/mole.
- 5 42. The battery of claim 1, wherein the solid ionically conducting polymer material is hydrophilic.
43. The battery of claim 1, wherein the ionic conductivity of the solid ionically conducting polymer material is isotropic.
- 10 44. The battery of claim 1, wherein the solid ionically conducting polymer material has an ionic conductivity greater than 1×10^{-4} S/cm at room temperature.
45. The battery of claim 1, wherein the solid ionically conducting polymer material has
15 an ionic conductivity greater than 1×10^{-3} S/cm at 80°C.
46. The battery of claim 1, wherein the solid ionically conducting polymer material has an ionic conductivity greater than 1×10^{-5} S/cm at -40°C.
- 20 47. The battery of claim 1, wherein the diffusivity of the hydroxide ion is greater than 1.0×10^{-13} m²/s at room temperature.
48. The battery of claim 1, wherein the solid ionically conducting polymer material is non-flammable.
- 25 49. The battery of claim 1, wherein the Young's modulus of the solid ionically conducting polymer material is equal to or greater than 3.0 MPa.
50. The battery of claim 1, wherein the solid ionically conducting polymer material
30 becomes ionically conductive after being doped by an electron acceptor in the presence of an ionic compound that either contains both a cationic and anionic diffusing ion or is convertible into both the cationic and anionic diffusing ion via reaction with the electron acceptor.
51. The battery of claim 1, wherein the solid ionically conducting polymer material is
35 formed from the reaction product of a base polymer, electron acceptor and an ionic compound.

52. The battery of claim 51, wherein the base polymer is a conjugated polymer.

53. The battery of claim 51, wherein the base polymer is PPS or a liquid crystal polymer.

5

54. The battery of claim 1, wherein the aluminum is mixed with the solid ionically conducting polymer material and wherein the anode is thermoplastic.

55. The battery of claim 1 wherein the depolarizer comprises manganese dioxide, and the
10 manganese dioxide is selected from a group comprising β -MnO₂ (pyrolusite), ramsdellite, γ -MnO₂, ϵ -MnO₂, λ -MnO₂, EMD, CMD, and combinations thereof.

1/2

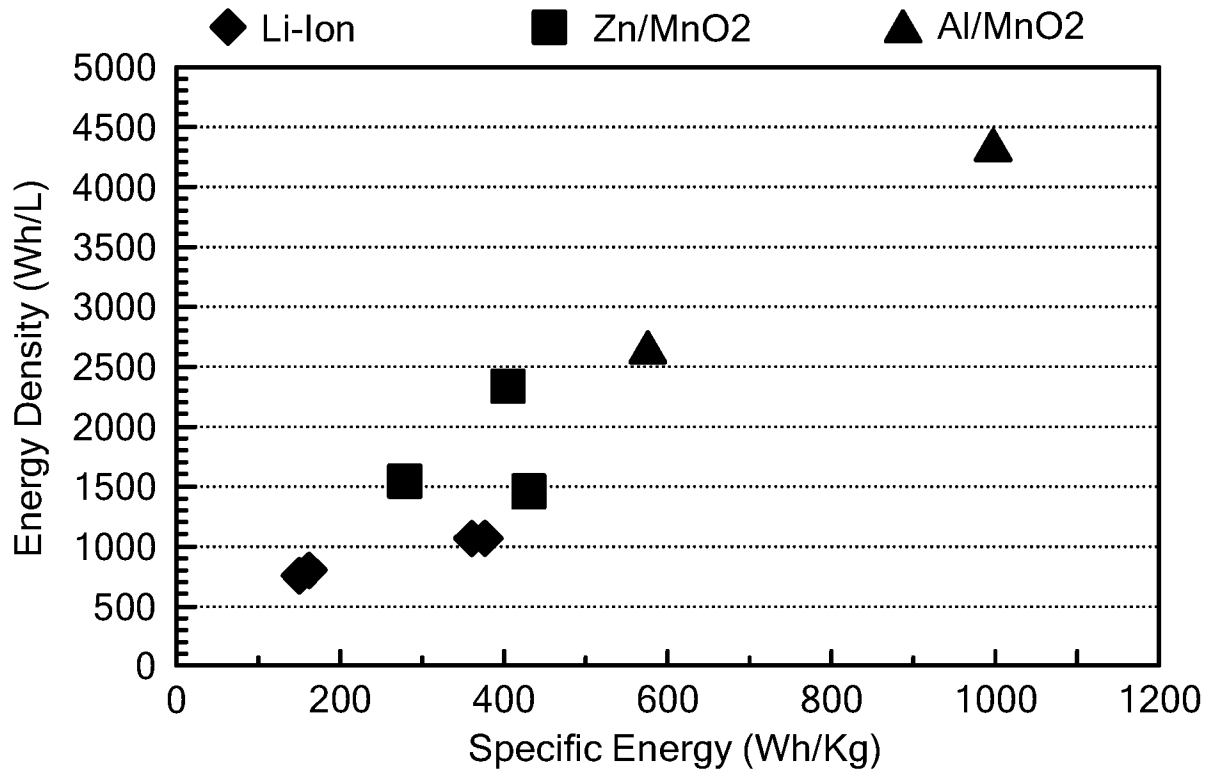


FIG. 1

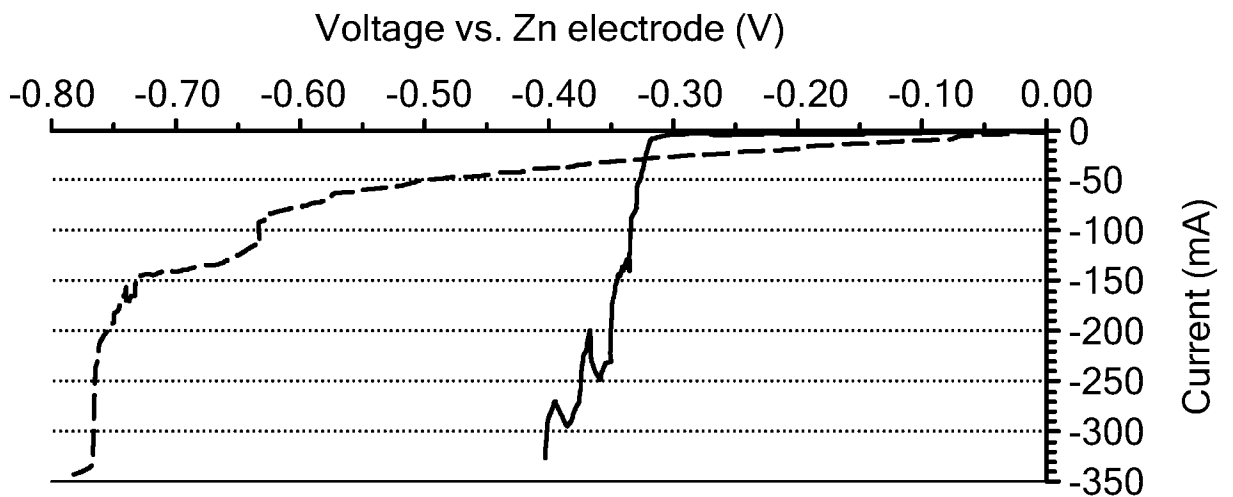


FIG. 2

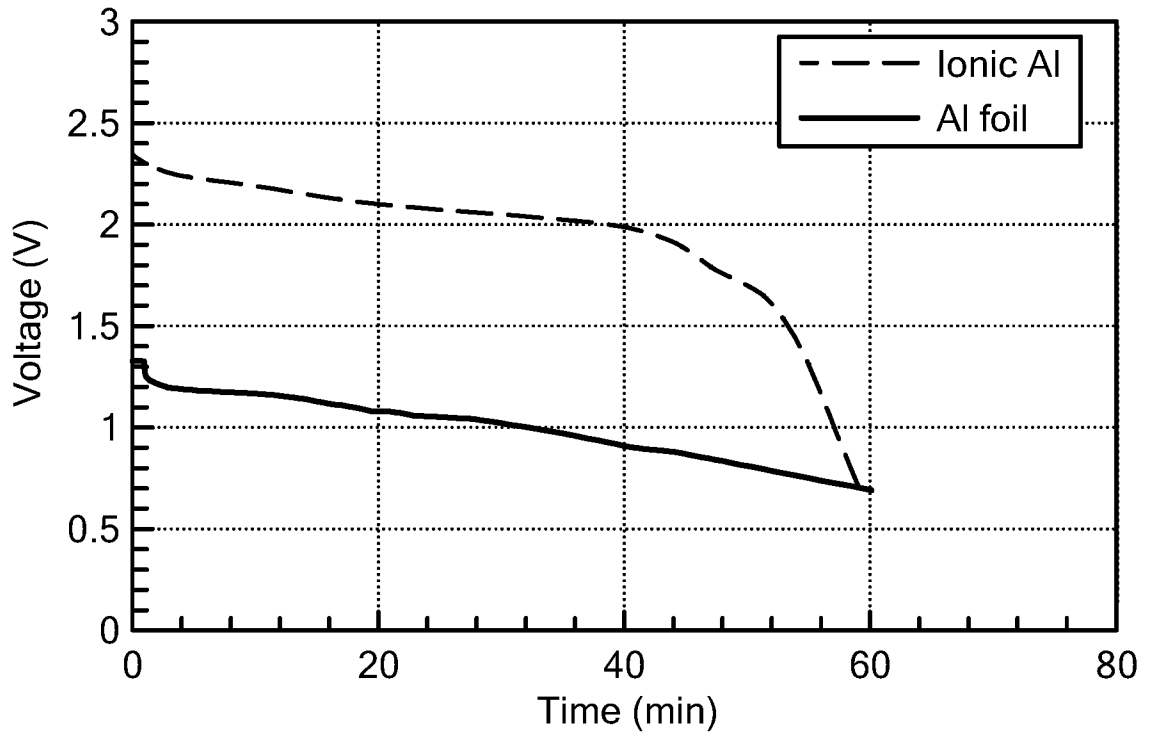


FIG. 3

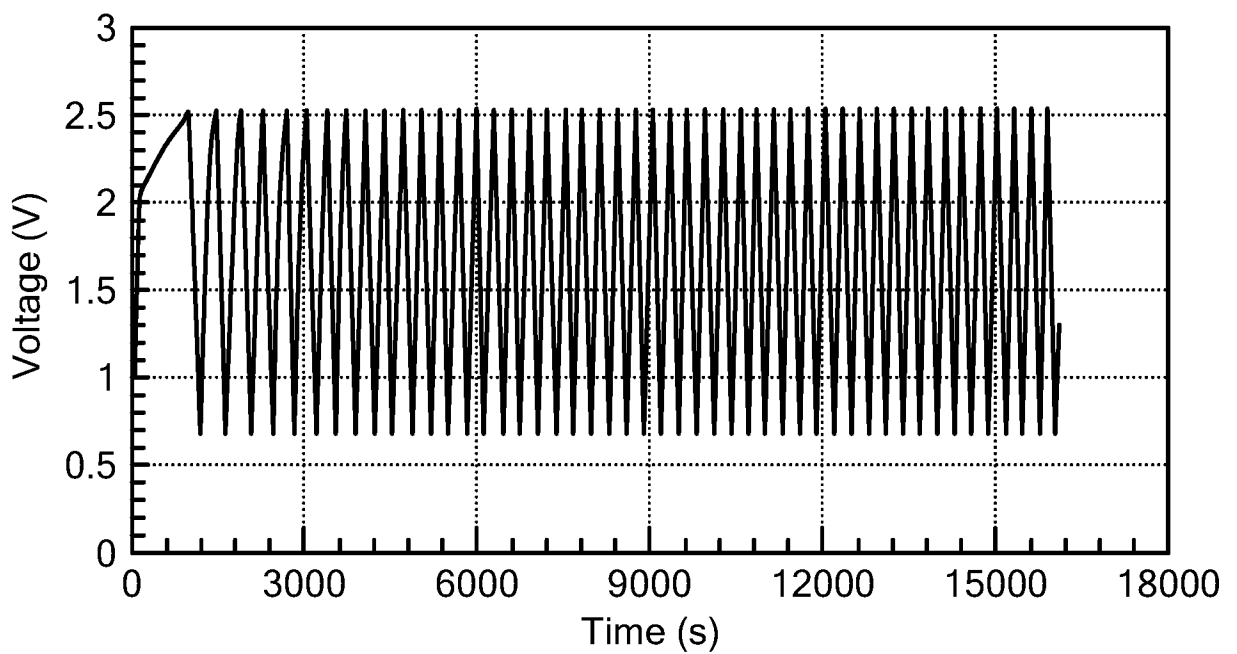


FIG. 4

INTERNATIONAL SEARCH REPORT

International application No.

PCT/US2016/036176

A. CLASSIFICATION OF SUBJECT MATTER IPC(8) - H01M 10/056; H01M 10/05; H01M 10/054; H01M 10/0562; H01M 10/0565 (2016.01) CPC - H01M 10/056; H01M 8/1018; H01M 8/14; H01M 10/05; H01M 10/0565; H01M 10/3927 (2016.05) According to International Patent Classification (IPC) or to both national classification and IPC		
B. FIELDS SEARCHED Minimum documentation searched (classification system followed by classification symbols) IPC - H01M 4/13; H01M 6/18; H01M 6/24; H01M 8/10; H01M 8/1016; H01M 8/1018; H01M 8/102; H01M 8/1213; H01M 8/14; CPC - H01M 4/364; H01M 4/50; H01M 4/602; H01M 4/624; H01M 6/18; H01M 6/181; H01M 6/24; H01M 8/1018; H01M 8/14; H01M 10/05; H01M 10/054; H01M 10/056; H01M 10/0562; H01M 10/0565; H01M 10/26 Documentation searched other than minimum documentation to the extent that such documents are included in the fields searched USPC - 429/104; 429/105; 429/209; 429/304; 429/305; 429/314; 429/465; 429/479; 429/482 (keyword delimited) Electronic data base consulted during the international search (name of data base and, where practicable, search terms used) Orbit, Google Patents, Google Scholar Search terms used: battery, cathode, anode, electrode, aluminum, depolarizer, hydrogen ion, OH, reduction, solid, polymer, manganese dioxide, charge transfer complex, monomer, glassy, ion mobility		
C. DOCUMENTS CONSIDERED TO BE RELEVANT		
Category*	Citation of document, with indication, where appropriate, of the relevant passages	Relevant to claim No.
X	US 2015/0155559 A1 (IONIC MATERIALS, INC.) 04 June 2015 (04.06.2015) entire document	1-9, 14, 15, 17, 18, 24-30, 32-42, 44-55
---		---
Y		10-13, 16, 19-23, 31, 43
Y	US 5,506,073 A (ANGELL et al) 09 April 1996 (09.04.1996) entire document	10, 11, 19-21
Y	US 3,336,279 A (SCOTT) 15 August 1967 (15.08.1967) entire document	12, 13, 16
Y	US 2012/0107690 A1 (WAKIZAKA et al) 03 May 2012 (03.05.2012) entire document	22, 23
Y	US 5,599,355 A (NAGASUBRAMANIAN et al) 04 February 1997 (04.02.1997) entire document	31
Y	US 4,465,744 A (SUSMAN et al) 14 August 1984 (14.08.1984) entire document	43
T	US 2007/0051366 A1 (HANSMANN et al) 08 March 2007 (08.03.2007) entire document	1-55
T	US 2007/0250036 A1 (VOLK et al) 25 October 2007 (25.10.2007) entire document	1-55
<input type="checkbox"/> Further documents are listed in the continuation of Box C. <input type="checkbox"/> See patent family annex.		
* Special categories of cited documents: "A" document defining the general state of the art which is not considered to be of particular relevance "E" earlier application or patent but published on or after the international filing date "L" document which may throw doubts on priority claim(s) or which is cited to establish the publication date of another citation or other special reason (as specified) "O" document referring to an oral disclosure, use, exhibition or other means "P" document published prior to the international filing date but later than the priority date claimed "T" later document published after the international filing date or priority date and not in conflict with the application but cited to understand the principle or theory underlying the invention "X" document of particular relevance; the claimed invention cannot be considered novel or cannot be considered to involve an inventive step when the document is taken alone "Y" document of particular relevance; the claimed invention cannot be considered to involve an inventive step when the document is combined with one or more other such documents, such combination being obvious to a person skilled in the art "&" document member of the same patent family		
Date of the actual completion of the international search		Date of mailing of the international search report
09 August 2016		25 AUG 2016
Name and mailing address of the ISA/ Mail Stop PCT, Attn: ISA/US, Commissioner for Patents P.O. Box 1450, Alexandria, VA 22313-1450 Facsimile No. 571-273-8300		Authorized officer Blaine R. Copenheaver PCT Helpdesk: 571-272-4300 PCT OSP: 571-272-7774