

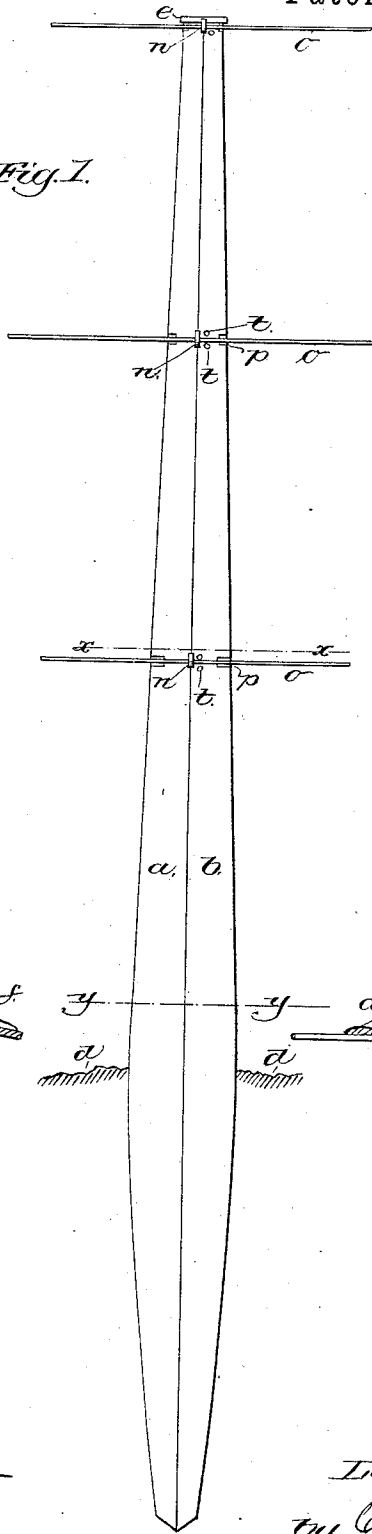
(No Model.)

L. GODDU.  
FENCE POST.

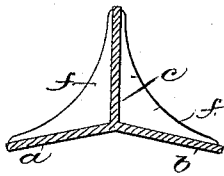
No. 315,018.

Patented Apr. 7, 1885.


*Fig. 1.*



*Fig. 3.*



*Fig. 2.*



*Witnesses:*  
*Wm F. C. Prindle*  
*Fred A. Powell*

*Inventor:*  
*Louis Goddu*  
*by Crosby & Ingray attys.*

# UNITED STATES PATENT OFFICE.

LOUIS GODDU, OF WINCHESTER, MASSACHUSETTS, ASSIGNOR TO THE GODDU IMPROVEMENT COMPANY OF MAINE.

## FENCE-POST.

SPECIFICATION forming part of Letters Patent No. 315,018, dated April 7, 1885.

Application filed April 4, 1883. (No model.)

*To all whom it may concern:*

Be it known that I, LOUIS GODDU, of Winchester, county of Middlesex, State of Massachusetts, have invented an Improvement in Fence-Posts, of which the following description, in connection with the accompanying drawings, is a specification, like letters on the drawings representing like parts.

This invention has for its object the production of a cheap, light-weight, strong, and serviceable fence-post from metal, such being greatly needed in connection with wire fences, and especially where wooden posts are not obtainable except at high prices.

My improved post is constructed as hereinafter described, and particularly pointed out in the claim.

Figure 1 is a side elevation representing one of my improved cast-metal posts with wires attached; Fig. 2, a section thereof on the dotted line *x x*, and Fig. 3 a section on the dotted line *y y*.

The post is composed of three thin webs, *a b c*, cast to radiate in different planes from a common point or center, as shown best in Figs. 2 and 3, and preferably tapered from the ground or earth line *d* upward and downward, as in Fig. 1.

The top of the post has a head, *e*, cast upon it to cover the thin webs *a b c*, and at or near the ground-line the post is provided with corner-pieces *f*, (see Fig. 3,) which act as braces for the said webs, the head *e* also acting as a brace.

At suitable intervals the pattern used in making the mold in the sand prior to casting the post is provided with hook-holding enlargements or bunches, to secure the formation of thickened portions on the casting, as at *m*, the said portions serving to receive the shanks of wrought-metal hooks *n*, behind which the wires *o* are passed, as shown, the said wires also entering recesses *p*, made in the webs *a b* at their edges, the projecting corners of the

webs at the said recesses extending over the wire, as in Fig. 2, and preventing the same from being lifted from the hook *n*. This cast-iron post, having the cross-section shown, is very strong, and may also be cast very thin, thus requiring but little weight of metal.

The post will be painted or coated with asphalt or other material to obviate rust.

The web *b* will be provided with two holes, *t*, to receive a wire or staple to embrace and hold the fence-wire to the post in case the hook *n* should be broken off.

It will be seen that by making the webs radiate in different planes, as shown, the wire need not be bent in order to be put into and held in the notches in the edges of the webs. If, however, the notches and the hook in its ordinary position (as illustrated) are insufficient to retain the wire in place, the hook can be bent over the wire, thus insuring its retention on the post.

I am aware that metal fence-posts have been made with three or more webs radiating from a common line of junction and provided with means for securing the wire thereto. Therefore I make no broad claim to such construction; but

I claim—

The improved metal post for wire fences, having a body composed of the webs *a, b*, and *c*, radiating from a common line of junction in different planes, the edges of two of them, as *a* and *b*, provided at opposite points with notches *p*, with hooks *n* between and in line with said notches held in the thickened portions *m*, and holes *t* at the side of said hooks, all as shown and described.

In testimony whereof I have signed my name to this specification in the presence of two subscribing witnesses.

LOUIS GODDU.

Witnesses:

G. W. GREGORY,  
B. J. NOYES.