



(12) **United States Design Patent**
Jarosz et al.

(10) **Patent No.:** **US D779,584 S**
(45) **Date of Patent:** **** Feb. 21, 2017**

(54) **INTERNAL MUTE FOR BRASS MUSICAL INSTRUMENTS**

D210,247 S * 2/1968 Olson et al. D17/13
D223,726 S * 5/1972 Crown 84/400
D234,875 S * 4/1975 Beversdorf D17/13

(Continued)

(71) Applicants: **Michael Jarosz**, Haddon Township, NJ (US); **Elena Jarosz**, Haddon Township, NJ (US)

Primary Examiner — Susan E Krakower
Assistant Examiner — Lisa A Grabenstetter
(74) *Attorney, Agent, or Firm* — Intelent Patents LLC; Ahmed Alhafidh

(72) Inventors: **Michael Jarosz**, Haddon Township, NJ (US); **Elena Jarosz**, Haddon Township, NJ (US)

(**) Term: **15 Years**

(57) **CLAIM**

We claim the ornamental design for an internal mute for brass musical instruments, as shown and described.

(21) Appl. No.: **29/539,681**

(22) Filed: **Sep. 16, 2015**

DESCRIPTION

(51) **LOC (10) Cl.** **17-99**

(52) **U.S. Cl.**
USPC **D17/13**

(58) **Field of Classification Search**
USPC D9/516, 517, 523, 545, 546; D17/13, 24, D17/99; D21/301, 317, 388, 415, 787, D21/788
CPC G10D 9/00; G10D 9/06
See application file for complete search history.

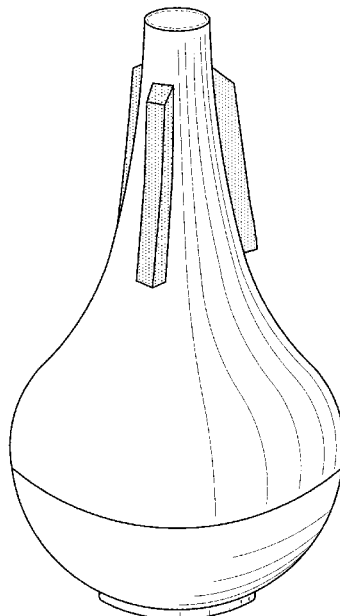
FIG. 1 is a perspective view of an internal mute for brass musical instruments showing our new design; FIG. 2 is a front elevational view of the internal mute of FIG. 1; FIG. 3 is a back elevational view of the internal mute of FIG. 1; FIG. 4 is a left side elevational view of the internal mute of FIG. 1; FIG. 5 is a right side elevational view of the internal mute of FIG. 1; FIG. 6 is a cross-sectional view taken from line 6-6 in FIG. 5; FIG. 7 is a top plan view of the internal mute of FIG. 1, shown in an enlarged scale for ease of illustration; and FIG. 8 is a bottom plan view of the internal mute of FIG. 1, shown in an enlarged scale for ease of illustration. The broken lines in the drawings illustrate a portion of the internal mute which forms no part of the claimed design. The pattern appearing on the rectangular features near the upper portion of the internal mute represents texture.

(56) **References Cited**

U.S. PATENT DOCUMENTS

1,033,307 A * 7/1912 Elrod G10D 9/06 84/400
D71,647 S * 12/1926 Magosy D17/13
D71,648 S * 12/1926 Magosy D17/13
D71,649 S * 12/1926 Magosy D17/13
1,714,513 A * 5/1929 Magosy G10D 9/06 84/400
2,037,508 A * 4/1936 Gilman A63B 69/345 473/444
2,244,205 A * 6/1941 Koeder G10D 9/06 100/258 A

1 Claim, 8 Drawing Sheets



(56)

References Cited

U.S. PATENT DOCUMENTS

D258,215	S	*	2/1981	Berg	D17/13
4,273,021	A	*	6/1981	Mackie	G10D 9/06
						84/400
D325,233	S	*	4/1992	Brunette	D21/787
D371,969	S	*	7/1996	Cabo	D9/500
D386,198	S	*	11/1997	Hamanaga	84/400
2013/0047818	A1	*	2/2013	Hamanaga	G10D 9/06
						84/400

* cited by examiner




FIG. 1

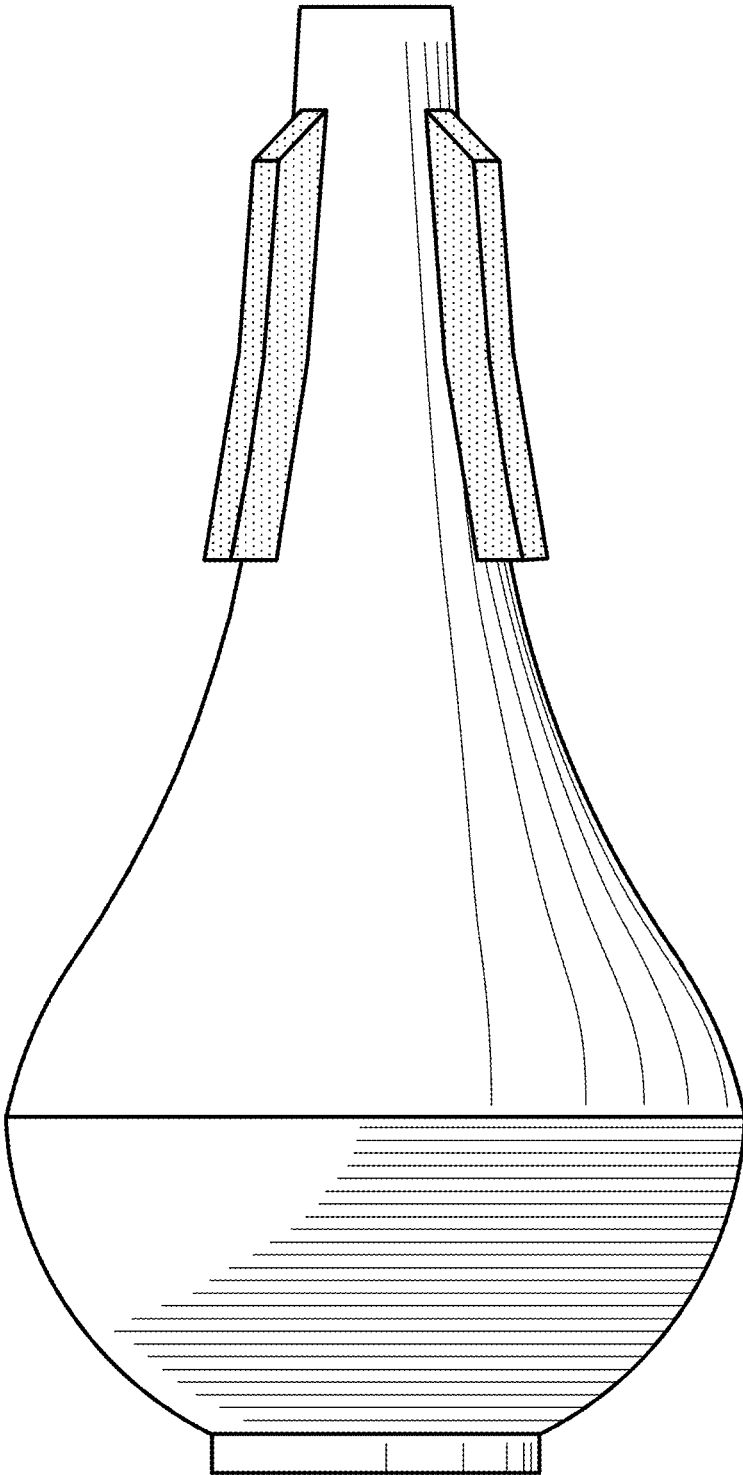


FIG. 2

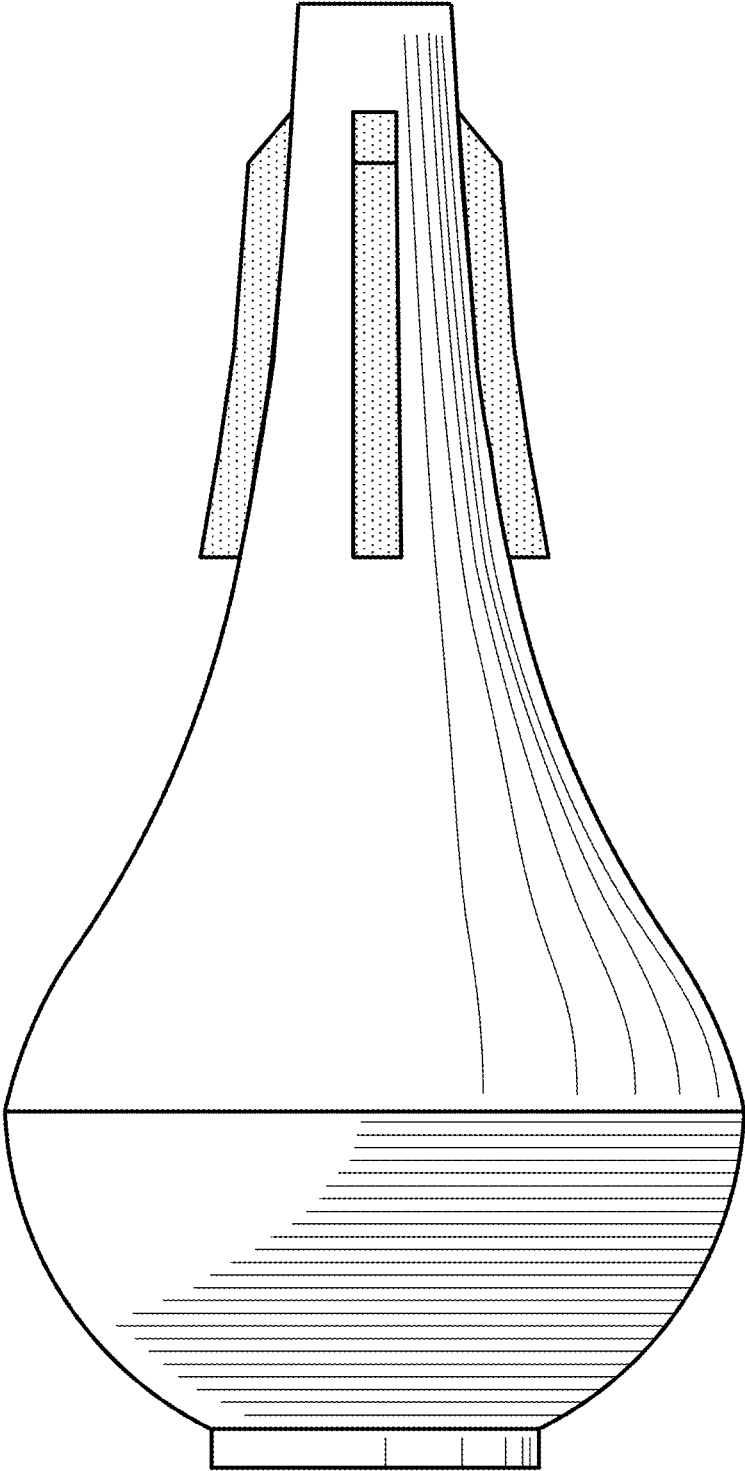


FIG. 3

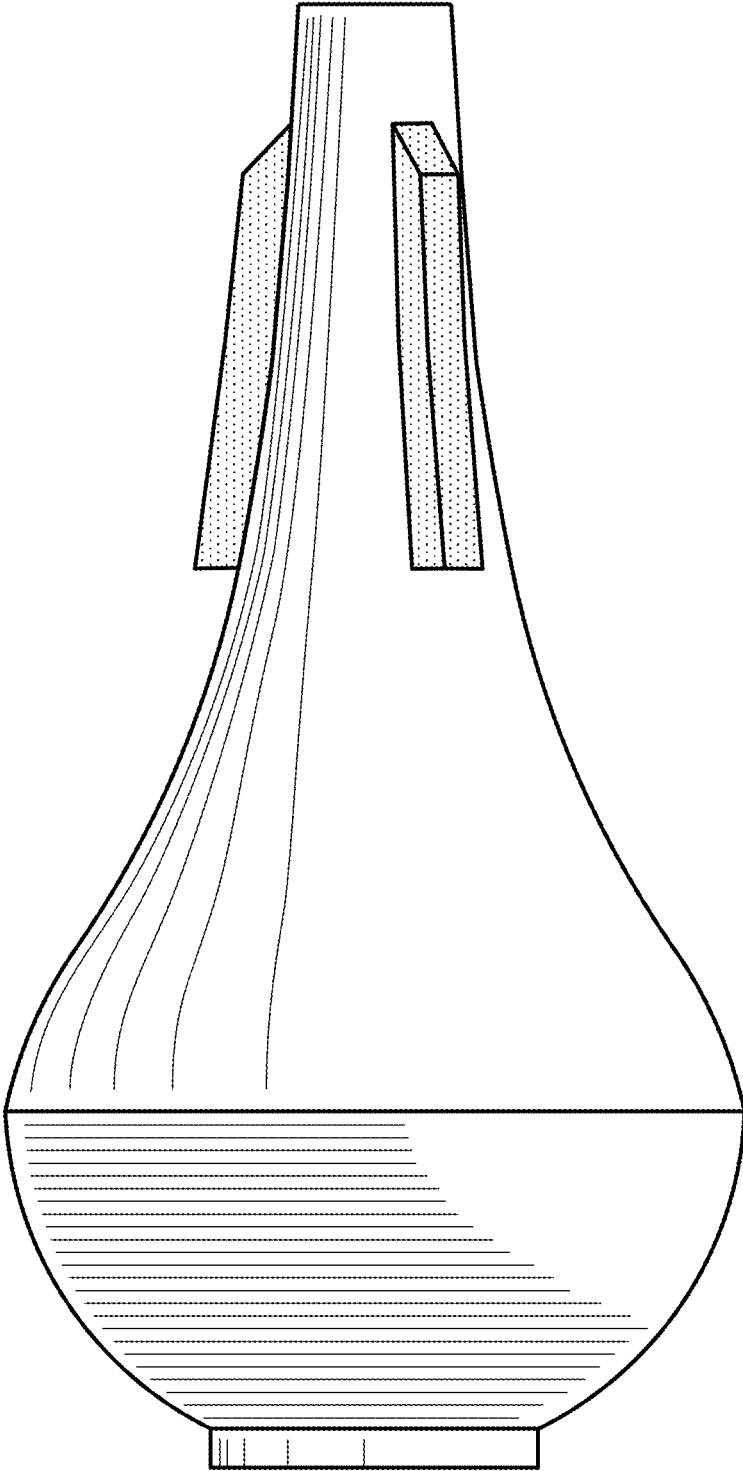


FIG. 4

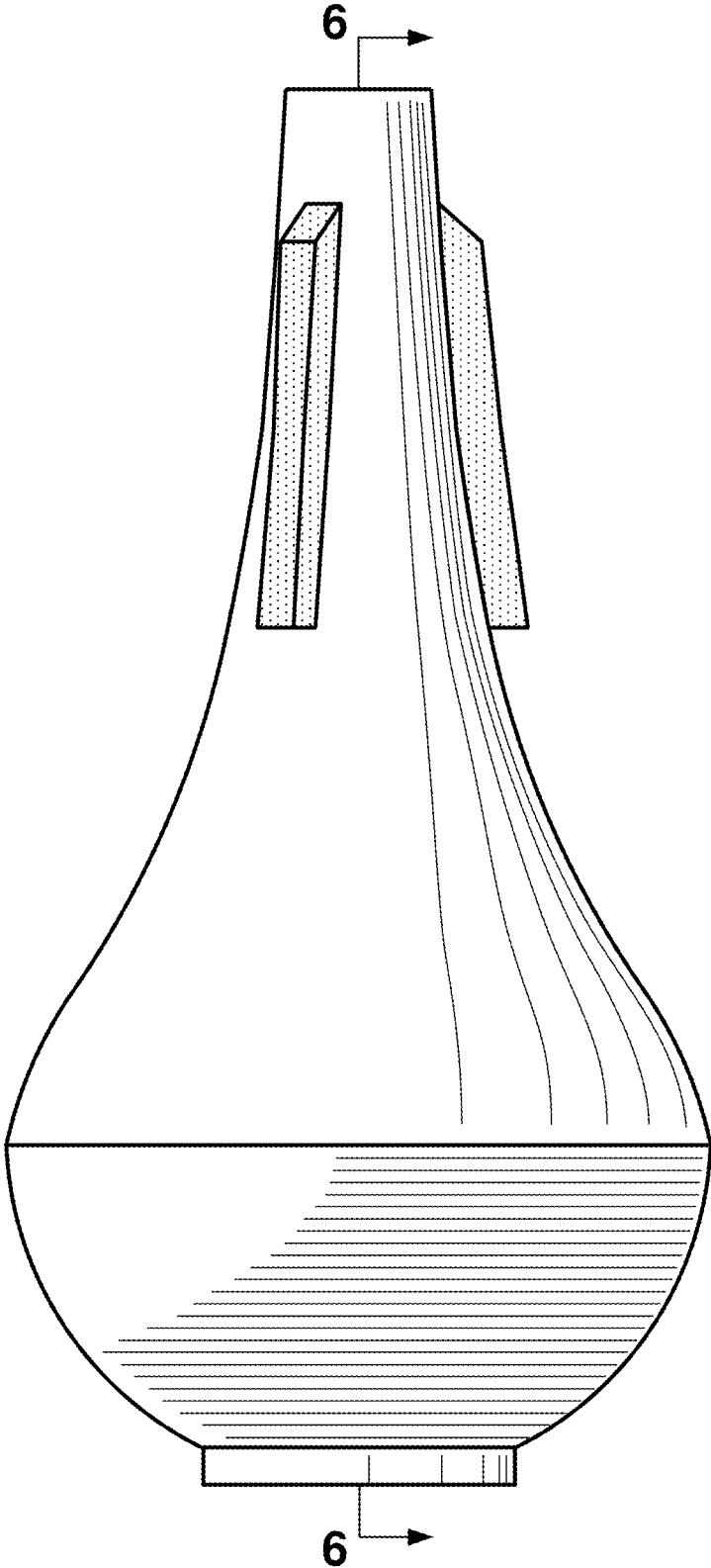


FIG. 5

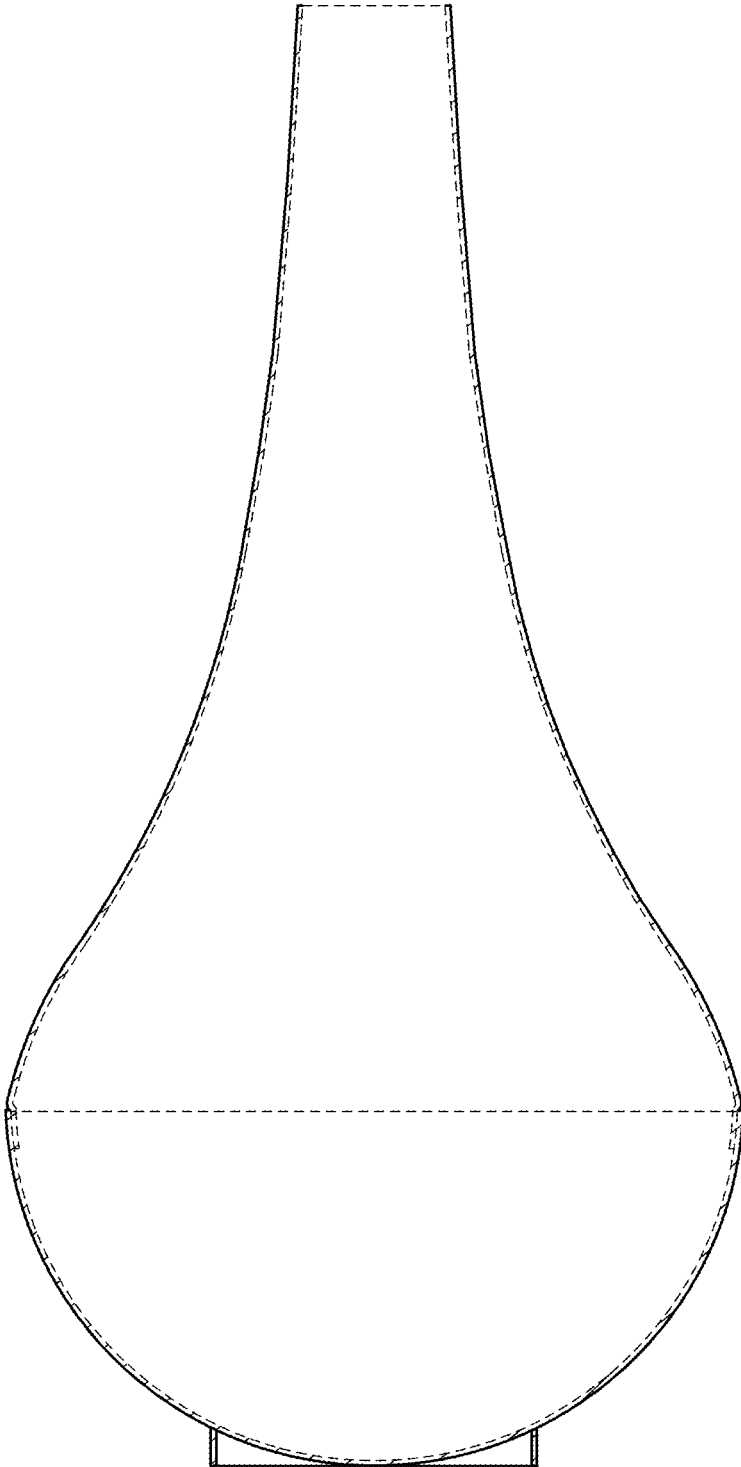


FIG. 6

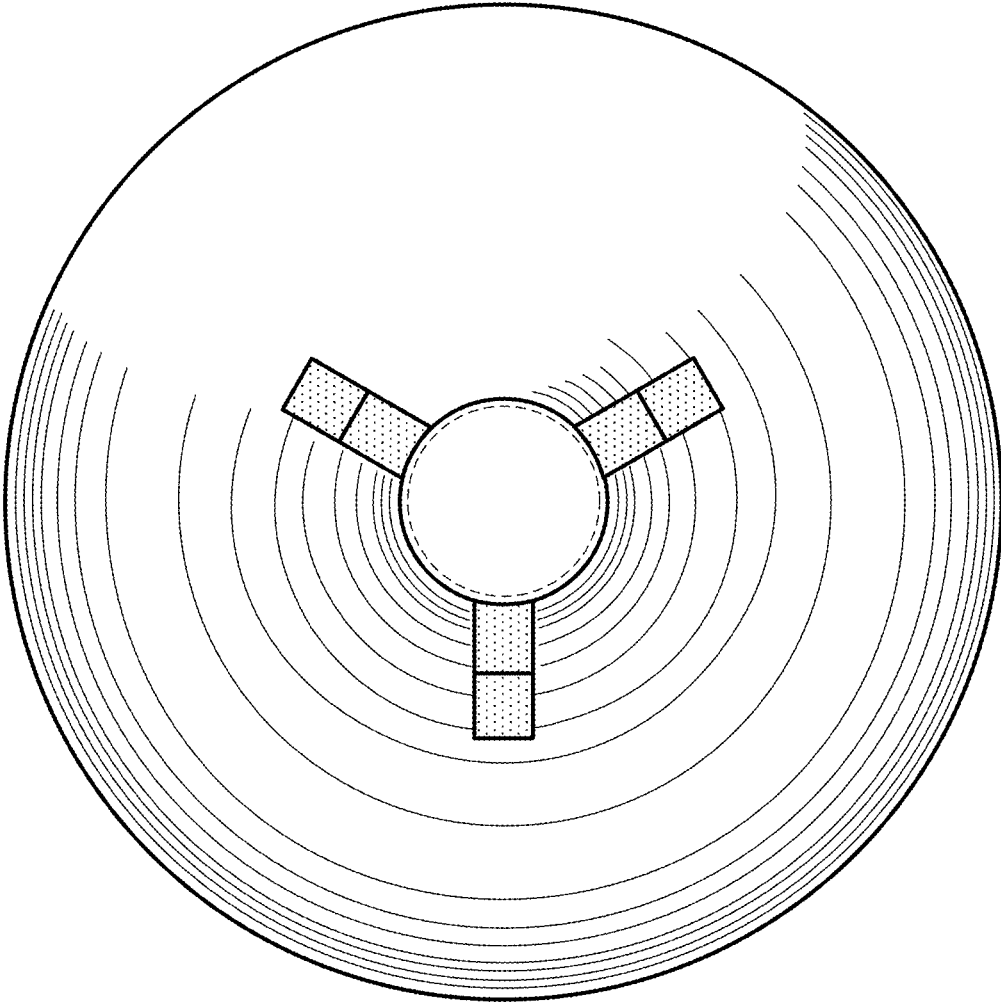


FIG. 7

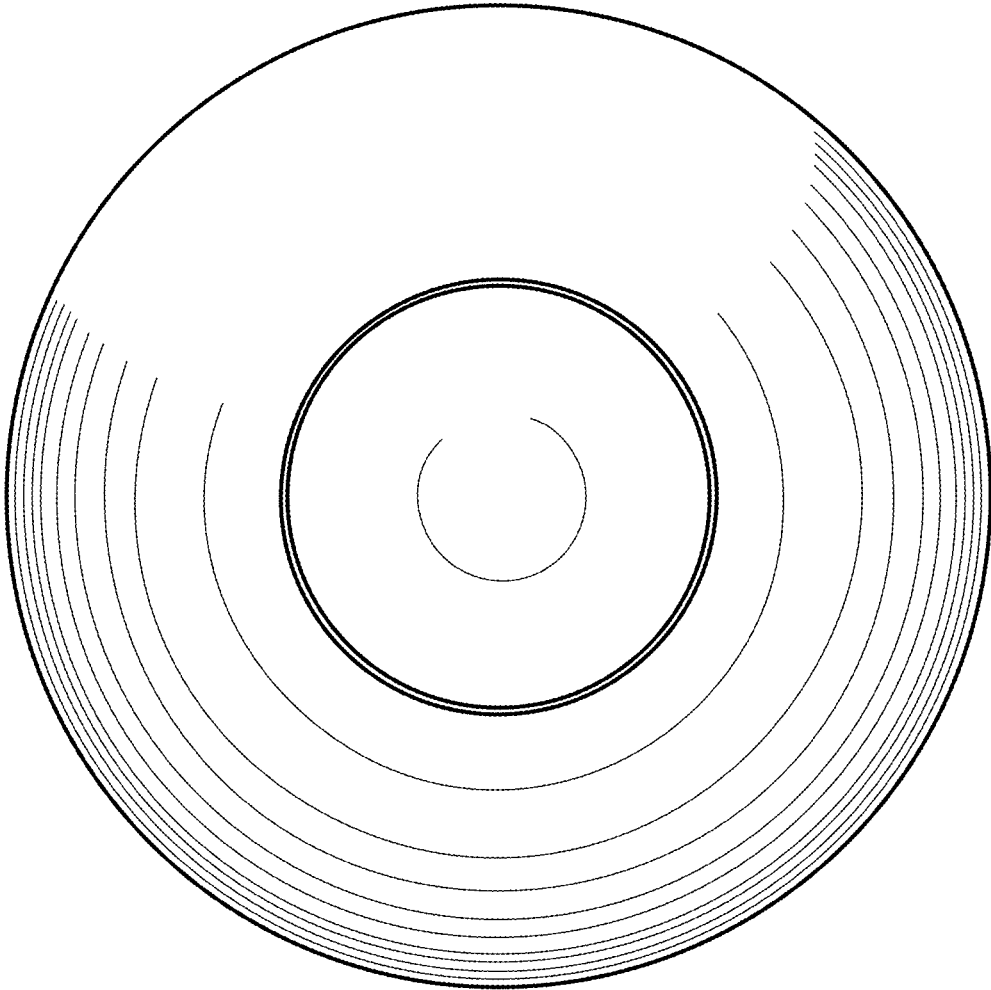


FIG. 8