



(51) International Patent Classification:

A01N 43/40 (2006.01)

(21) International Application Number:

PCT/US2012/060361

(22) International Filing Date:

16 October 2012 (16.10.2012)

(25) Filing Language:

English

(26) Publication Language:

English

(30) Priority Data:

61/553,454 31 October 2011 (31.10.2011) US

(71) Applicant: GLAXO WELLCOME MANUFACTURING PTE LTD [SG/SG]; 1 Pioneer Sector 1, Singapore 628413 (SG).

(72) Inventors; and

(71) Applicants : Gossett Augustus Campbell [US/US]; c/o GlaxoSmithKline, Global Patents, 1250 S. Collegeville Road, Collegeville, Pennsylvania 19426-0989 (US). RICHARDSON, Helen [GB/GB]; 14 Wellman Avenue, Brymbo, Wrexham Wales LL11 5HX (GB). WILLIAMS, Peter, A. [GB/GB]; Glyndwr University, Plas Coch, Mold Road, Wrexham Wales LL11 2AW (GB).

(74) Agents: BRINK, Robert, H. et al.; GlaxoSmithKline, Global Patents, Five Moore Drive, PO Box 13398, Research Triangle Park, North Carolina 27709 (US).

(81) Designated States (unless otherwise indicated, for every kind of national protection available): AE, AG, AL, AM,

AO, AT, AU, AZ, BA, BB, BG, BH, BN, BR, BW, BY, BZ, CA, CH, CL, CN, CO, CR, CU, CZ, DE, DK, DM, DO, DZ, EC, EE, EG, ES, FI, GB, GD, GE, GH, GM, GT, HN, HR, HU, ID, IL, IN, IS, JP, KE, KG, KM, KN, KP, KR, KZ, LA, LC, LK, LR, LS, LT, LU, LY, MA, MD, ME, MG, MK, MN, MW, MX, MY, MZ, NA, NG, NI, NO, NZ, OM, PA, PE, PG, PH, PL, PT, QA, RO, RS, RU, RW, SC, SD, SE, SG, SK, SL, SM, ST, SV, SY, TH, TJ, TM, TN, TR, TT, TZ, UA, UG, US, UZ, VC, VN, ZA, ZM, ZW.

(84) Designated States (unless otherwise indicated, for every kind of regional protection available): ARIPO (BW, GH, GM, KE, LR, LS, MW, MZ, NA, RW, SD, SL, SZ, TZ, UG, ZM, ZW), Eurasian (AM, AZ, BY, KG, KZ, RU, TJ, TM), European (AL, AT, BE, BG, CH, CY, CZ, DE, DK, EE, ES, FI, FR, GB, GR, HR, HU, IE, IS, IT, LT, LU, LV, MC, MK, MT, NL, NO, PL, PT, RO, RS, SE, SI, SK, SM, TR), OAPI (BF, BJ, CF, CG, CI, CM, GA, GN, GQ, GW, ML, MR, NE, SN, TD, TG).

Declarations under Rule 4.17:

— as to applicant's entitlement to apply for and be granted a patent (Rule 4.17(ii))

— of inventorship (Rule 4.17(iv))

Published:

— with international search report (Art. 21(3))

(54) Title: PAZOPANIB FORMULATION

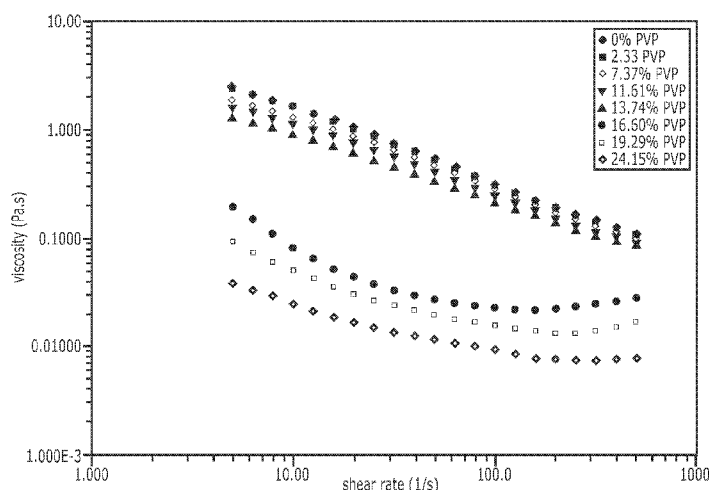


Figure 1

Effects of PVP on the viscosity of suspension

(57) Abstract: A granulation formulation of 5-[[4-[(2,3-dimethyl-2H-indazol-6-yl)methylamino]-2-pyrimidinyl]amino]-2-methylbenzenesulfonamide or pharmaceutically acceptable salt thereof, which is adapted for reconstitution with aqueous vehicle, and associated oral suspension.

PAZOPANIB FORMULATION

FIELD OF THE INVENTION

The present invention relates to pharmaceutical compositions containing, as an active ingredient, 5-[[4-[(2,3-dimethyl-2H-indazol-6-yl)methylamino]-2-pyrimidinyl]amino]-2-methylbenzenesulfonamide as well as use of the compositions in the treatment of proliferative diseases such as cancer. In particular, the pharmaceutical compositions contain 5-[[4-[(2,3-dimethyl-2H-indazol-6-yl)methylamino]-2-pyrimidinyl]amino]-2-methylbenzenesulfonamide as an active ingredient that is an inhibitor of VEGF.

BACKGROUND OF THE INVENTION

Pazopanib is an angiogenesis inhibitor targeting vascular endothelial growth factor receptors (VEGFR)-1, -2, and -3, platelet-derived growth factor receptors (PDGFR)- α / β , and c-Kit. The hydrochloride salt of pazopanib (5-[[4-[(2,3-dimethyl-2H-indazol-6-yl)methylamino]-2-pyrimidinyl]amino]-2-methylbenzenesulfonamide) is marketed by GlaxoSmithKline as Votrient®, which is approved in the United States and other countries for the treatment of renal cell carcinoma (RCC).

Votrient® is currently prescribed to adults in the form of 200 mg tablets for oral administration, with each 200 mg tablet containing an amount of pazopanib hydrochloride equivalent to 200 mg of pazopanib free base.

Though the current tablets are acceptable of use in adults, the tablets are not preferred for use in potential future use for administering pazopanib to children. In pediatric populations, it is often desired that drug be available as a powder for reconstitution to an oral suspension. Manufacture of such a powder requires dry blending of various excipients with the active substance to provide good flow properties and content uniformity of the powder blend.

Several additional challenges exist concerning the use of pazopanib in a pediatric formulation. For instance, the nature of the drug substance favors conversion from the hydrochloride salt to the free base and hydrate forms in an aqueous environment such that standard formulations fail to provide adequate suspension stability at long term storage conditions of 25°C/65% RH or room temperature. Further, the drug has been found to have a bitter taste and, therefore, taste masking is critical.

It is desired to invent a pediatric formulation of pazopanib hydrochloride suitable for administration to a pediatric population.

SUMMARY OF THE INVENTION

5 The present invention is related to a direct blend formulation of 5-[[4-[(2,3-dimethyl-2H-indazol-6-yl)methylamino]-2-pyrimidinyl]amino]-2-methylbenzenesulfonamide or pharmaceutically acceptable salt thereof, which is adapted for reconstitution with an aqueous vehicle. This invention is also related to a prepared aqueous suspension, or dispersion, formulation, particularly to a stable oral
10 pharmaceutical formulation, comprising 5-[[4-[(2,3-dimethyl-2H-indazol-6-yl)methylamino]-2-pyrimidinyl]amino]-2-methylbenzenesulfonamide or pharmaceutically acceptable salt thereof mixed with an aqueous vehicle. Additionally, the present invention is related to the method of preparing these formulations.

BRIEF DESCRIPTION OF THE DRAWINGS

15 FIGURE 1 is a graph showing the effect of PVP content on the viscosity of the disclosed formulation.

 FIGURE 2 is a graph showing the solubility of pazopanib in water at various pH.

DETAILED DESCRIPTION

20 According to one embodiment, the present invention is a direct powder blend formulation of 5-[[4-[(2,3-dimethyl-2H-indazol-6-yl)methylamino]-2-pyrimidinyl]amino]-2-methylbenzenesulfonamide or pharmaceutically acceptable salt thereof, which is adapted for reconstitution with an aqueous vehicle.
25

 According to another embodiment, there is provided a direct powder blend formulation comprising 5-[[4-[(2,3-dimethyl-2H-indazol-6-yl)methylamino]-2-pyrimidinyl]amino]-2-methylbenzenesulfonamide or pharmaceutically acceptable salt thereof, thickening agent, suspending agent, buffer, and sweetener.

30 According to another embodiment, there is provided a direct powder blend formulation comprising 5-[[4-[(2,3-dimethyl-2H-indazol-6-yl)methylamino]-2-pyrimidinyl]amino]-2-methylbenzenesulfonamide hydrochloride, thickening agent, suspending agent, buffer, and sweetener.

 According to another embodiment, there is provided a direct powder blend
35 formulation comprising micronized 5-[[4-[(2,3-dimethyl-2H-indazol-6-yl)methylamino]-2-pyrimidinyl]amino]-2-methylbenzenesulfonamide hydrochloride, thickening agent,

suspending agent, surfactant, buffer, preservative, anti-adherent, sweetener, and flavor.

According to another embodiment, there is provided a direct powder blend formulation comprising micronized 5-[[4-[(2,3-dimethyl-2H-indazol-6-yl)methylamino]-2-pyrimidinyl]amino]-2-methylbenzenesulfonamide hydrochloride, guar gum as a thickening agent, polyvinylpyrrolidone (PVP) as a suspending agent, Polysorbate 80 as a surfactant, citric acid and sodium phosphate as buffers, methylparaben as an antimicrobial preservative, colloidal silicon dioxide as an anti-adherent, sucralose and mannitol as a sweetener, and lemon flavor.

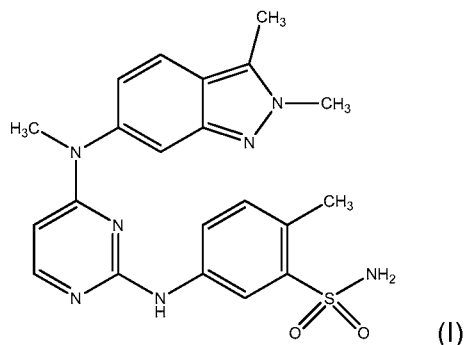
According to another embodiment, there is provided a direct powder blend formulation comprising 35.0 to 50.0 w/w% micronized 5-[[4-[(2,3-dimethyl-2H-indazol-6-yl)methylamino]-2-pyrimidinyl]amino]-2-methylbenzenesulfonamide hydrochloride, 3.0 to 8.0 w/w% guar gum as a thickening agent, 3.0 to 12.0 w/w% (or advantageously 3.2 to 7.8 w/w%) polyvinylpyrrolidone (PVP) as a suspending agent, 0.02 to 0.55 w/w% Polysorbate 80 as a surfactant, about 4.7 w/w% citric acid and about 4.0 w/w% sodium phosphate as buffers, 1.2 to 2.0 w/w% methylparaben as an antimicrobial preservative, 0.32 to 0.64 w/w% colloidal silicon dioxide as an anti-adherent, 5.0 to 11.0 w/w% sucralose and 18.0 to 30.0 mannitol as a sweetener, and 1.0 to 5.0 w/w% lemon flavor.

According to another embodiment, there is provided an oral suspension comprising 5-[[4-[(2,3-dimethyl-2H-indazol-6-yl)methylamino]-2-pyrimidinyl]amino]-2-methylbenzenesulfonamide hydrochloride, thickening agent, suspending agent, surfactant, buffer, preservative, anti-adherent, sweetener, flavor, and an aqueous vehicle.

According to another embodiment, there is provided an oral suspension comprising 5-[[4-[(2,3-dimethyl-2H-indazol-6-yl)methylamino]-2-pyrimidinyl]amino]-2-methylbenzenesulfonamide hydrochloride, guar gum as a thickening agent, polyvinylpyrrolidone (PVP) as a suspending agent, Polysorbate 80 as a surfactant, citric acid and sodium phosphate as buffers, methylparaben as an antimicrobial preservative, colloidal silicon dioxide as an anti-adherent, sucralose and mannitol as a sweetener, lemon flavor, and water.

The components of the direct powder blend may be combined in any order, either individually or with two or more components of the blend being pre-mixed. According to one embodiment, guar gum, mannitol and polysorbate 80 are combined into a single multi-component granules prior to combination with the other ingredients.

Pazopanib, which is preferably present as a monohydrochloride salt, is 5-[[4-[(2,3-dimethyl-2H-indazol-6-yl)methylamino]-2-pyrimidinyl]amino]-2-methylbenzenesulfonamide, shown below as formula (I):



5

Pazopanib is disclosed and claimed, along with pharmaceutically acceptable salts thereof, as being useful as an inhibitor of VEGFR activity, particularly in treatment of cancer, in International Application No. PCT/US01/49367, having an International filing date of December 19, 2001, International Publication Number WO02/059110 and an International Publication date of August 1, 2002, the entire disclosure of which is hereby incorporated by reference. Pazopanib can be prepared as directed in the WO'110 publication. Particularly, the monohydrochloride salt of pazopanib is described in Example 69.

The pazopanib active substance is preferably micronized. Micronization of the pazopanib has been found to enhance the solubility and in-vivo exposure of the drug. Particle size reduction also helps to improve the mouth-feel of the suspension. Micronization may be achieved using techniques known in the art. According to one embodiment, particle size reduction is achieved through the use of fluid energy jet mill wherein the powder gets suspended in a high velocity nitrogen gas stream in a milling chamber, and particle size is reduced due to the principle of impact and attrition due to the high velocity collisions between particles suspended within the nitrogen gas stream, causing them to break down into smaller particles. Centrifugal force causes the larger, heavy particles to separate from smaller, lighter particles. The small particles are dragged by the escaping fluid stream towards the center of the mill, where they are discharged into filter bags, and the material is then collected into drums. The large particles are thrown outward where they recirculate and re-collide, causing them to breakdown. According to one embodiment, the resulting particle size distribution of pazopanib hydrochloride particles is >90% between 0.61 and 10.0 microns. In another embodiment, at least 50% is from 1 to 10 microns,

30

preferably from 1.1 to 3.9 microns. In another embodiment 90% is 20 microns or less, preferably 10 microns or less.

The micronized pazopanib is advantageously present in the direct blend powder formulation (before reconstitution in aqueous vehicle) in an amount from
5 about 35% to about 50% w/w, and further alternatively between 35% and 45% w/w. According to another embodiment, the amount of micronized pazopanib is about 39.0% to 41.6% w/w.

Examples of the thickening agent, suspending agents, surfactants, buffers, preservatives, sweeteners, and flavors are understood in the art, such components
10 are described, for example, in Martindale--The Extra Pharmacopoeia Pharmaceutical Press, London (1993) and Martin (ed.), Remington's Pharmaceutical Sciences.

According to one embodiment, "thickening agent" is a substance (liquid or solid) which increase the viscosity of a solution, suspension, or liquid/solid mixture without substantially modifying its other properties. Thickeners may also improve the
15 dispersion of other ingredients or emulsions which increases the stability of the product. Some also proves thixotropic properties, shear dependent viscosity, for example Guar gum. For instance, suitable thickening agents include, but are not limited to, protective colloids or non-ionic gums such as hydroxyethylcellulose, hydroxypropylcellulose, xanthan gum, guar gum, magnesium aluminum silicate,
20 silica, microcrystalline wax, beeswax, paraffin, and cetyl palmitate. Preferred thickening agents are xanthan gum and guar gum. Guar gum is more preferred.

According to one embodiment, "suspending agent" is a substance (liquid or solid) that helps to keep the drug uniformly dispersed or suspended in a suspension. A suspending agent reduces or eliminates the sedimentation rate of particles in
25 suspension. For instance, suitable suspending agents include, but are not limited to, hypromellose, polyvinylpyrrolidone, and commercially available suspending agents such as Avicel® RC-591, Avicel® CL-611, and SEPITRAP®. PVP is most preferred but the amount of PVP is also important as is explained below.

According to one embodiment, "viscosity modifier" is a substance (liquid or
30 solid) that reduces the change in viscosity due to changes in temperature.

According to one embodiment, "surfactant" is a surface active agent that lowers the surface tension of a liquid, the interfacial tension between two liquids, and the interfacial tension between a liquid and a solid, thereby increasing the wettability of the drug particles in suspension. For instance, suitable surfactants include, but
35 are not limited to, Hypromellose (HPMC), Polysorbate 80, Polysorbate 20, and Sodium Lauryl Sulphate (SLS).

As used herein, "buffer" is a mixture of a weak acid and its conjugate base or a weak base and its conjugate acid that is used to resist the change in pH by the addition of a small amount of acid or base.

As used herein, "preservative" is used to prevent the growth of bacteria
5 and/or fungi in the liquid formulation. For instance, suitable preservatives include, but are not limited to, parabens (methyl, ethyl, propyl, and butyl), paraben sodium salt, potassium sorbate, sodium benzoate, and sorbic acid.

As used herein, "anti-adherent" or "glidant" are used alternatively to improve the flowability of the powder and reduce sticking of the suspended particle to inner
10 walls of the container.

As used herein, "sweetener" is a substance (solid or liquid) that is used to improve the palatability of the formulation. For instance, suitable sweeteners include, but are not limited to xylitol, mannitol, sucrose, sucralose, saccharin, ammonium and sodium glyceryrhizinate, aspartame, and sorbitol.

According to one embodiment, "process aid" is a substance (solid or liquid)
15 used to enhance the processability of the formulation. For example, if the drug adheres to the walls of the blender the use of a granular excipient such mannitol can remove the drug off the walls of the blender and help to disperse the drug uniformly.

As used herein, "flavor" is a substance (liquid or solid) that provides a distinct
20 taste and aroma to the formulation. Flavors also help to improve the palatability of the formulation.

As used herein, "vehicle" is a liquid use to reconstitute a powder into an oral suspension or solution. The vehicle needs to be compatible with the formulation so that stability can be attained and maintained. For instance, suitable vehicles include,
25 but are not limited to, purified water, sterile water for injection, sterile water for irrigation, Ora-Sweet®, Ora-Plus®, and Pro-Sweet®. According to one embodiment, the vehicle is purified or sterile water.

Concerning viscosity, early attempts to formulate the composition of the invention into an oral suspension caused difficulty. Several commercially available
30 suspension vehicles were tried, and each resulted in a very thick suspension, phase separation or settling, solidification, or gellation. For instance, various mixtures of each of purified water, Suspendol®, Ora-Sweet®, and Ora-Plus® Syrup vehicles failed to be satisfactory. Only a formulation that was reconstituted with 3:1 v/v ratio of Ora-Sweet® syrup and purified water was exceptionally stable by XRPD, based on
35 physical stability for 35 days at 25°C/60%RH and room temperature. Although this formulation was found to be acceptable for clinical use, the suspension became very

thick and lumpy overtime, which caused problems in dispensing and dosing, the agglomeration resulted in settling. In addition, the suspension tends to build up and cake on the inner walls on the container.

The inventors discovered that Guar gum gives the invented suspension
5 thixotropic properties that allow the suspension viscosity to decrease as the container is shaken for ease of pouring or dispensing and administration of accurate doses. As the container remains undisturbed the viscosity of the suspension increases causing the active particles to remain suspended, which eliminates settling, and agglomeration/lumping. Guar gum is preferably present in the
10 compositions of the invention as 3 to 12% by weight, more preferably from 4 to 9 % by weight.

The use of PVP in the suspension as a viscosity modifier further enhances the stability of the suspension under long term storage. It was observed that the viscosity of the suspension decreased with an increase in the amount of PVP. In
15 Figure 1 the effect of PVP on the viscosity of the suspension is demonstrated. For instance, at PVP levels above about 13% the suspension viscosity decreases significantly and resulted in shorter physical stability under long term storage conditions. The optimum PVP concentration was determined to be around 7% w/w of powder. Preferably, the compositions of this invention contain PVP as from 2 to
20 14 % by weight, more preferably from 7 to 14% by weight. This effect of decrease in viscosity with increase in PVP amount is most likely due to the faster hydration rate of PVP compared to gaur gum. While not wanting to be bound by a particular theory, it may be that upon dilution or reconstitution, the PVP is preferentially hydrated resulting in an incomplete hydration of gaur gum, which causes the viscosity to
25 decrease.

Thus, the use of PVP at levels specified herein enhances the physical stability of the suspension, and the use of guar gum and PVP in the formulation allows reconstitution with purified water with significant increase in physical stability compared to suspensions prepared according to standard practice.

30 Regarding the use of buffers, physical stability of the invented suspension was determined to be a function of pH, temperature, buffering system, and buffer strength as shown in Table 1 (some repeat runs are shown).

Table 1

Buffer System	Buffer strength	Initial pH	PVP [%wt/wt]	Physical Stability @ 5°C/Ambient	Physical Stability @ 25°C/60%RH
Citric Acid / Sodium Citrate	0.2M	4.0	0	Mixture by day 21; Conversion to Citrate salt by day 42	Conversion to Citrate salt by day 7
Citric Acid / Sodium Citrate	0.5M	4.0	0	Conversion to Citrate salt by day 14	Mixture at initial; Conversion to Citrate salt by day 14
Citric Acid / Sodium Phosphate	0.2M	4.0	0	43 days	At least 7 Days; Conversion to Citrate salt by day 20
Citric Acid / Sodium Phosphate	0.1M	4.0	0	43 days	At least 7 Days; Mixture of forms by day 20
Citric Acid / Sodium Phosphate	0.05M	4.0	0	43 days	At least 7 Days; Mixture of forms by day 20
Citric Acid / Sodium Citrate	0.05M	4.0	0	43 days	Mixture of forms by day 7
Citric Acid / Sodium Phosphate	0.2M	3.5	0	Conversion to Citrate salt by day 17	n/a
Citric Acid / Sodium Phosphate	0.2M	3.2	0	Conversion to Citrate salt by day 17	n/a
Citric Acid / Sodium Phosphate	0.2M	3.0	0	Conversion to Citrate salt by day 17	n/a

Conversion of pazopanib to the citrate salt in citric acid and sodium citrate buffer system at pH 4.0 and buffer strength of 0.05 M to 0.5 M was observed at initial

5 to day 7 when stored at long term storage conditions of 25°C/60% RH and at 5°C form conversion started at least on day 14. By removing the sodium citrate from the buffering system the rate of formation of the citrate salt under both refrigerated and long term storage conditions was impeded. Suspensions containing citric acid and sodium phosphate buffering system at pH 4.0 with buffer strength from 0.05 to 0.20

10 M and no PVP were all stable up to 43 days at refrigerated conditions. At long term storage conditions of 25°C/60% RH form conversion was detected at day 7 but the citrate salt was first observed on day 20.

The addition of PVP to the suspension buffered with citric acid and sodium phosphate at pH 4.0 and buffering strength 0.05 M increases the physical stability to at least 20 days. At PVP levels between 3.8 to 7.4 % w/w, inclusive, the pazopanib monohydrochloride salt was maintained until 34 days.

5 Based on the pH-solubility curve of pazopanib (Figure 2) the solubility profile between pH 3 and pH 6 is on a steep slope and therefore, small changes in pH will have a large change in solubility. At the lower pH levels the citrate and monohydrate salts predominate and at the higher pH the freebase predominates. When the suspension is buffered at pH 3.5 and below with citric acid and sodium phosphate
10 buffering system, the drug substance in the suspension changes form to the hydrate and Citrate salts in less than 17 days after reconstitution under refrigerated storage condition 5°C. This indicates that the physical stability of pazopanib is better controlled around a pH of 4. Therefore, the compositions of this invention are such that when reconstituted they preferably provide a suspension with a pH from 2.5 to
15 4.5, preferably a pH of from 3.0 to 4.2, and most preferably a pH of from 3.5 to 4.0.

 The taste of previous formulations of pazopanib has been summarized as being bitter with a gritty mouth feel. The taste perception of the suspension formulation was assessed by the Astree® electronic tongue (e-tongue). The e-tongue measures and maps the relative repartition and proximity of the taste
20 between an active suspension formulation and its matching placebo. The e-tongue measurements are analyzed by principal component analysis (PCA). It is assumed that the placebo represents the ideal "target" taste profile, since the bitter active component is not present. Therefore, masking of bitterness or taste proximity is quantified using the euclidean distance between the active and placebo formulations
25 on the PCA map, with a smaller distance indicating a flavor that is doing a better job of masking and therefore bringing the active and placebo e-Tongue "fingerprint" closer together. The discrimination index (DI in %) takes into account the difference between the center of gravity of the sensors output for each pair of formulation as well as the dispersion within the sensors output for the formulations. The higher the
30 value of discrimination index (closer to 100%), the less similarity between the formulations and less masking occurred.

 Multiple different flavors and combinations were tested at 0.3% in the suspension formulation and its matching placebo to assess their masking efficiency. Not all the flavors decreased the distance of the unmasked pazopanib suspension.
35 For example, after adding Grape or Vanilla to the base suspension, the distance increases suggesting less similarity in taste perception between the unflavored and

flavored suspensions. All the other flavors when added to the base suspension decreased the distance. However, the discrimination indices indicated that the tested lemon and cherry flavorings were the most effective in masking the bitter taste of pazopanib suspension. This result was in concordance with a human taste panel and therefore, lemon flavor was selected as a preferred flavor, along with sweeteners for taste, preferably sucralose and mannitol.

Mannitol is also used to provide good processibility of the powder by enhancing the flow properties and content uniformity of the powder blend. In addition to the above excipients, a surfactant and/or anti-adherent may be used to aid in the wetting of the active substance and preventing sticking/caking of the suspension to the inner wall of the container.

In addition to the above excipients, a surfactant and/or anti-adherent may be used to aid with good flow properties and content uniformity of the powder blend, both during powder manufacture and storage.

Antimicrobial or other preservatives may be added to extend in use longevity. An exemplary antimicrobial is methylparaben.

EXAMPLES

As used herein the symbols and conventions used in these processes, schemes and examples are consistent with those used in the contemporary scientific literature, for example, the *Journal of the American Chemical Society* or the *Journal of Biological Chemistry*. Unless otherwise indicated, all temperatures are expressed in °C (degrees Centigrade). All reactions conducted under an inert atmosphere at room temperature unless otherwise noted.

Example 1

Preparation Exemplary formulation

(i) Formation of single multi-component placebo granules (Batch size – 110 Kilograms)

To provide adequate secondary processibility of the formulation a spray dried granulation of Guar gum, Mannitol and Polysorbate 80 was manufactured in a Glatt WST60 250L bowl granulator using fluidized air technology. The Mannitol (66% w/w) and Guar gum (29.9% w/w) powder were added to the granulator. A solution containing 14% of polysorbate 80 (amount of polysorbate 80 added is 4% w/w of batch size) and 0.3% of Guar gum (amount of Guar gum added is 0.1% w/w of batch

size) in water was prepared using a lightnin' mixer in a suitable size container. The mannitol and guar gum in the Glatt 250 L bowl were fluidized and pre-heated using an inlet air temperature of 80°C until an outlet air temperature of 45°C was achieved. Spraying of the 14% polysorbate 80 and 0.3% guar gum solution was then initiated at
 5 a spray rate of 850 g/minute with an atomizing air pressure of 25-30 psi. Once all the solution was sprayed onto the powder bed the bed was dried until the moisture content (LOD) of the granules was less than 2.5%. The dried granules were passed through a Quadro® Co-mil® Model 197S cone mill fitted with a 0.032 inch round holed screen (2A032R02528) with 0.175 inch spacer at approximately 1000 rpm. The
 10 intent of the placebo granules is to use it as a platform for all pediatric suspension dosage form.

It is worth noting that the individual components of the placebo granules can be added directly to the pazopanib powder blend for reconstitution formulation without changes to the product quality, processability, and physical stability of the
 15 powder for reconstitution. In this case, the preparation of the platform granules can be avoided.

Sieve analysis was performed and bulk/tapped density profiles established. Sieve analysis was performed using a Retsch sieve shaker, Model AS200 Digit. Approximately 55 g of the dried platform placebo granules was placed on the top of a
 20 nest of tared sieves of 20, 40, 60, 80, 100, 200, 270, and 325 meshes. Shaking was done for 5 minutes at an amplitude setting of 60 with the pulse on. This sieve analysis revealed little batch to batch variation in particle size of the platform granules. The granules were also characterized for Bulk Density (BD) and Tapped Density (TD) using a VanKel Tap Density Meter. BD and TD of the granules were
 25 measured by adding a weighed amount of granules into a 100 ml graduated cylinder and measuring the volume initially and after 100, 200, 300 and 500 taps respectively. BD and TD showed minimal variation between batches. Carr indices were less than 12 which are indicative of good flowability of the platform placebo granules.

30 (ii) Pazopanib powder blend for reconstitution formulation (batch size 10,000 grams)

A simple four step secondary manufacturing process was developed for the powder for reconstitution to a suspension formulation which includes Blending, Milling, Blending and Filling. The first process step was blending, during this phase
 35 of the process all excipients were screened through a 30 mesh screen and 5-[[4-[(2,3-dimethyl-2H-indazol-6-yl)methylamino]-2-pyrimidinyl]amino]-2-

methybenzenesulfonamide hydrochloride was screened through a 4 mesh screen and transferred to a Servolift 50 L bin blender. The materials were blended for 15 minutes at 15 +/- 2 rpm. The second process step was milling, this unit operation was used to delump and narrow the particle size distribution of the blend using a

5 Quadro® Co-mil® assembled with a 0.032 inch round holed screen (2A032R02528) at 1000 rpm. In the third step, the milled material was placed back into the Bin Blender and blended at 15 +/- 2 rpm for 25 minutes to achieve uniform distribution of the drug substance and excipients.

The process of Example 1 resulted in a composition having the following

10 composition shown in Table 3.

The target amount 13.87 grams is designed to be reconstituted with 90 mL of purified water to achieve a final concentration of pazopanib of 50 mg/mL.

Table 3

COMPOSITION & SPECIFICATION	UNIT FORMULA (g/bottle) (w/w%)	FUNCTION
pazopanib hydrochloride, micronized	5.420 (39.0%)	Active substance
Grinsted Guar Gum 5000	0.681 4.9%	Thickening Agent
Polyvinylpyrrolidone (PVP)	1.000 7.2%	Suspending Agent/ Viscosity Modifier
Polysorbate 80	0.091 0.7%	Surfactant
Citric acid monohydrate	0.650 4.7%	Buffer
Sodium Phosphate , Dibasic, Anhydrous	0.550 4.0%	Buffer
Methylparaben, Powder	0.200 1.4%	Antimicrobial Preservative
Colloidal Silicon Dioxide	0.070 0.5%	Anti-adherent
Sucralose powder	1.400 10.0%	Sweetener
Mannitol Pearlitol 100SD	3.498 25.2%	Process Aid/Sweetener
Lemon Flavor	0.310 2.2%	Flavor
TOTAL	13.870	
RECONSTITUTION VEHICLE		
Purified Water	90 mL	Vehicle

Example 25 *Comparative Formulations*

Table 4 depicts a qualitatively similar formulation to the exemplary formulation, Example 1. Both formulations were manufactured using the same unit operations and processing parameters. The main differences in the comparative formulation are that sodium phosphate was replaced with trisodium citrate and the quantities of sucralose and mannitol were slightly reduced. At long term storage

conditions of 25°C/60% RH or room temperature the physical stability of the comparative suspension monitored by XRPD indicated a mixture of forms were detected at day 7 compared with the exemplary formulation (Table 3) that was stability up to 34 days. It was determined that the use of citric acid and trisodium
5 citrate buffer system speed the conversion to the pazopanib citrate salt. It is believed that this is driven by the smaller buffering capacity of citric acid and trisodium citrate buffer.

The process of Example 2 resulted in a composition having the following composition shown in Table 4.

10

Table 4

COMPOSITION & SPECIFICATION	UNIT FORMULA (g/bottle) (w/w%)	FUNCTION
Pazopanib hydrochloride, Micronized	5.420 (44.28%)	Active substance
Grinsted Guar Gum 5000	0.681 5.56%	Thickening Agent
Polyvinylpyrrolidone (PVP)	1.000 8.17%	Suspending Agent/ Viscosity Modifier
Polysorbate 80	0.091 0.74%	Surfactant
Citric acid monohydrate	0.660 5.39%	Buffer
Trisodium Citrate Dihydrate	0.560 4.58%	Buffer
Methylparaben, Powder	0.200 1.63%	Antimicrobial Preservative
Colloidal Silicon Dioxide	0.070 0.57%	Anti-adherent
Sucralose powder	1.100 8.99%	Sweetener
Mannitol Pearlitol 100SD	2.148 17.55%	Process Aid/Sweetener
Lemon Flavor	0.310 2.53%	Flavor
TOTAL	12.240	
RECONSTITUTION VEHICLE		
Purified Water	90 mL	Vehicle

5 **Example 3**
Comparative Formulations

Table 5 depicts a qualitatively similar formulation to the exemplary formulation, Example 1. In this formulation the individual excipients and drug substance are blended following steps ii “Pazopanib powder blend for reconstitution
10 formulation”. The main differences in the comparative formulation are that PVP is replaced with HPMC and Polysorbate 80 is removed from the formulation.

The process of Example 3 resulted in a composition having the following composition shown in Table 5.

Table 5

5

COMPOSITION & SPECIFICATION	UNIT FORMULA (g/bottle) (w/w%)	FUNCTION
Pazopanib hydrochloride, Micronized	5.420 (41.60%)	Active substance
Grinsted Guar Gum 5000	0.680 5.22%	Thickening Agent
Hypromellose, HPMC	0.200 1.53%	Suspending Agent
Citric acid monohydrate	0.650 4.99%	Buffer
Sodium Phosphate Dibasic, Anhydrous	0.550 4.22%	Buffer
Methylparaben	0.2500 1.92%	Antimicrobial Preservative
Colloidal Silicon Dioxide	0.070 0.54%	Anti-adherent
Sucralose powder	1.400 10.74%	Sweetener
Manitol Pearlitol 100SD	3.500 26.86%	Process Aid/Sweetener
Lemon Flavor	0.310 2.38%	Flavor
TOTAL	13.03	
RECONSTITUTION VEHICLE		
Purified Water	90 mL	Vehicle

CLAIMS

We claim:

- 5 1. A composition suitable for reconstitution into an aqueous suspension, comprising
5-[[4-[(2,3-dimethyl-2H-indazol-6-yl)methylamino]-2-pyrimidinyl]amino]-2-
methylbenzenesulfonamide hydrochloride and guar gum.
2. A composition according to Claim 1 further comprising polyvinylpyrrolidone.
- 10 3. A composition according to Claim 1 or Claim 2 wherein said guar gum is present
as from 3% to 8% by weight of the weight of the composition.
4. A composition according to any of Claims 1 to 3 wherein said polyvinylpyrrolidone
15 is present as from 3% to 12% by weight of the weight of the composition.
5. A composition according to any of Claims 1-4 wherein said 5-[[4-[(2,3-dimethyl-
2H-indazol-6-yl)methylamino]-2-pyrimidinyl]amino]-2-methylbenzenesulfonamide
hydrochloride is micronized.
- 20 6. A composition according to Claim 5 wherein said micronized 5-[[4-[(2,3-dimethyl-
2H-indazol-6-yl)methylamino]-2-pyrimidinyl]amino]-2-methylbenzenesulfonamide
hydrochloride has a particle size distribution such that more than 90% of the particles
are between 0.61 and 10.0 microns.
- 25 7. A composition according to any of Claims 1-6 wherein when said composition is
reconstituted into an aqueous suspension, it has a pH of from 3.0 to 4.2.
8. A composition according to any of Claims 1-6 wherein when said composition is
30 reconstituted into an aqueous suspension, it has a pH of from 3.5 to 4.0.
9. Direct blend powder for use in a pharmaceutical composition, comprising
 - i) 5-[[4-[(2,3-dimethyl-2H-indazol-6-yl)methylamino]-2-pyrimidinyl]amino]-2-
methylbenzenesulfonamide hydrochloride,
 - 35 ii) thickening agent,
 - iii) suspending agent,

- iv) surfactant,
- v) buffer,
- vi) preservative,
- vii) anti-adherent or glidant,
- 5 viii) sweetener, and
- ix) flavor.

10. The powder of claim 9, comprising
- i) 35.0 to 50.0 w/w% micronized 5-[[4-[(2,3-dimethyl-2H-indazol-6-yl)methylamino]-2-pyrimidinyl]amino]-2-methylbenzenesulfonamide hydrochloride,
 - 10 ii) 3.0 to 8.0 w/w% guar gum as a thickening agent,
 - iii) 3.0 to 12.0 w/w% polyvinylpyrrolidone (PVP) as a suspending agent,
 - iv) 0.02 to 0.55 w/w% Polysorbate 80 as a surfactant,
 - v) about 4.7 w/w% citric acid and about 4.0 w/w% sodium phosphate as buffer,
 - 15 vi) 1.2 to 2.0 w/w% methylparaben as an antimicrobial preservative,
 - vii) 0.32 to 0.64 w/w% colloidal silicon dioxide as an anti-adherent,
 - viii) 5.0 to 11.0 w/w% sucralose and 18.0 to 30.0 w/w% mannitol as a sweetener, and
 - ix) 1.0 to 4.0 w/w% lemon flavor.

- 20 11. The powder of claim 10, consisting of
- i) 35.0 to 50.0 w/w% micronized 5-[[4-[(2,3-dimethyl-2H-indazol-6-yl)methylamino]-2-pyrimidinyl]amino]-2-methylbenzenesulfonamide hydrochloride,
 - ii) 3.0 to 8.0 w/w% guar gum as a thickening agent,
 - iii) 3.0 to 12.0 w/w% polyvinylpyrrolidone (PVP) as a suspending agent,
 - 25 iv) 0.02 to 0.55 w/w% Polysorbate 80 as a surfactant,
 - v) about 4.7 w/w% citric acid and about 4.0 w/w% sodium phosphate as buffer,
 - vi) 1.2 to 2.0 w/w% methylparaben as an antimicrobial preservative,
 - vii) 0.32 to 0.64 w/w% colloidal silicon dioxide as an anti-adherent,
 - viii) 5.0 to 11.0 w/w% sucralose and 18.0 to 30.0 w/w% mannitol as a sweetener, and
 - 30 ix) 1.0 to 4.0 w/w% lemon flavor.

12. An oral suspension pharmaceutical formulation, comprising
- i) 5-[[4-[(2,3-dimethyl-2H-indazol-6-yl)methylamino]-2-pyrimidinyl]amino]-2-methylbenzenesulfonamide hydrochloride,
 - 35 ii) thickening agent,
 - iii) suspending agent,

- iv) surfactant,
- v) buffer,
- vi) preservative,
- vii) anti-adherent,
- 5 viii) sweetener,
- ix) flavor, and
- x) water.

13.. An oral suspension comprising

- 10 a) a direct blend powder comprising
 - i) 35.0 to 50.0 w/w% micronized 5-[[4-[(2,3-dimethyl-2H-indazol-6-yl)methylamino]-2-pyrimidinyl]amino]-2-methylbenzenesulfonamide hydrochloride,
 - ii) 3.0 to 8.0 w/w% guar gum as a thickening agent,
 - 15 iii) 3.0 to 12.0 w/w% polyvinylpyrrolidone (PVP) as a suspending agent,
 - iv) 0.02 to 0.55 w/w% Polysorbate 80 as a surfactant,
 - v) about 4.7 w/w% citric acid and about 4.0 w/w% sodium phosphate as buffer,
 - vi) 1.2 to 2.0 w/w% methylparaben as an antimicrobial preservative,
 - 20 vii) 0.32 to 0.64 w/w% colloidal silicon dioxide as an anti-adherent,
 - viii) 5.0 to 11.0 w/w% sucralose and 18.0 to 30.0 w/w% mannitol as a sweetener, and
 - ix) 1.0 to 4.0 w/w% lemon flavor, and
- b) purified water.

25

14. The powder of claim 9, comprising

- i) 35.0 to 50.0 w/w% micronized 5-[[4-[(2,3-dimethyl-2H-indazol-6-yl)methylamino]-2-pyrimidinyl]amino]-2-methylbenzenesulfonamide hydrochloride,
- ii) 12.0 to 20.0 w/w% platform placebo granules (containing guar gum, polysorbate
- 30 80, and mannitol) as a thickening agent,
- iii) 3.0 to 12.0 w/w% polyvinylpyrrolidone (PVP) as a suspending agent,
- iv) about 4.7 w/w% citric acid and about 4.0 w/w% sodium phosphate as buffer,
- v) 5.0 to 11.0 w/w% sucralose and 10.0 to 20.0 w/w% mannitol as a sweetener,
- vi) 1.2 to 2.0 w/w% methylparaben as an antimicrobial preservative,
- 35 vii) 0.32 to 0.64 w/w% colloidal silicon dioxide as an anti-adherent,
- viii) and 1.0 to 4.0 w/w% lemon flavor.

15. The powder of claim 9, consisting of
- i) 35.0 to 50.0 w/w% micronized 5-[[4-[(2,3-dimethyl-2H-indazol-6-yl)methylamino]-2-pyrimidinyl]amino]-2-methylbenzenesulfonamide hydrochloride,
 - 5 ii) 3.0 to 12.0 w/w% guar gum as a thickening agent,
 - iii) 0.5 to 4.0 w/w% Hypromellose (HPMC) as a suspending agent,
 - iv) about 4.7 w/w% citric acid and about 4.0 w/w% sodium phosphate as buffer,
 - v) 1.2 to 2.0 w/w% methylparaben as an antimicrobial preservative,
 - vi) 0.32 to 0.64 w/w% colloidal silicon dioxide as an anti-adherent,
 - 10 vii) 5.0 to 14.0 w/w% sucralose and 18.0 to 30.0 w/w% mannitol as a sweetener, and
 - viii) 1.0 to 4.0 w/w% lemon flavor.

1/2

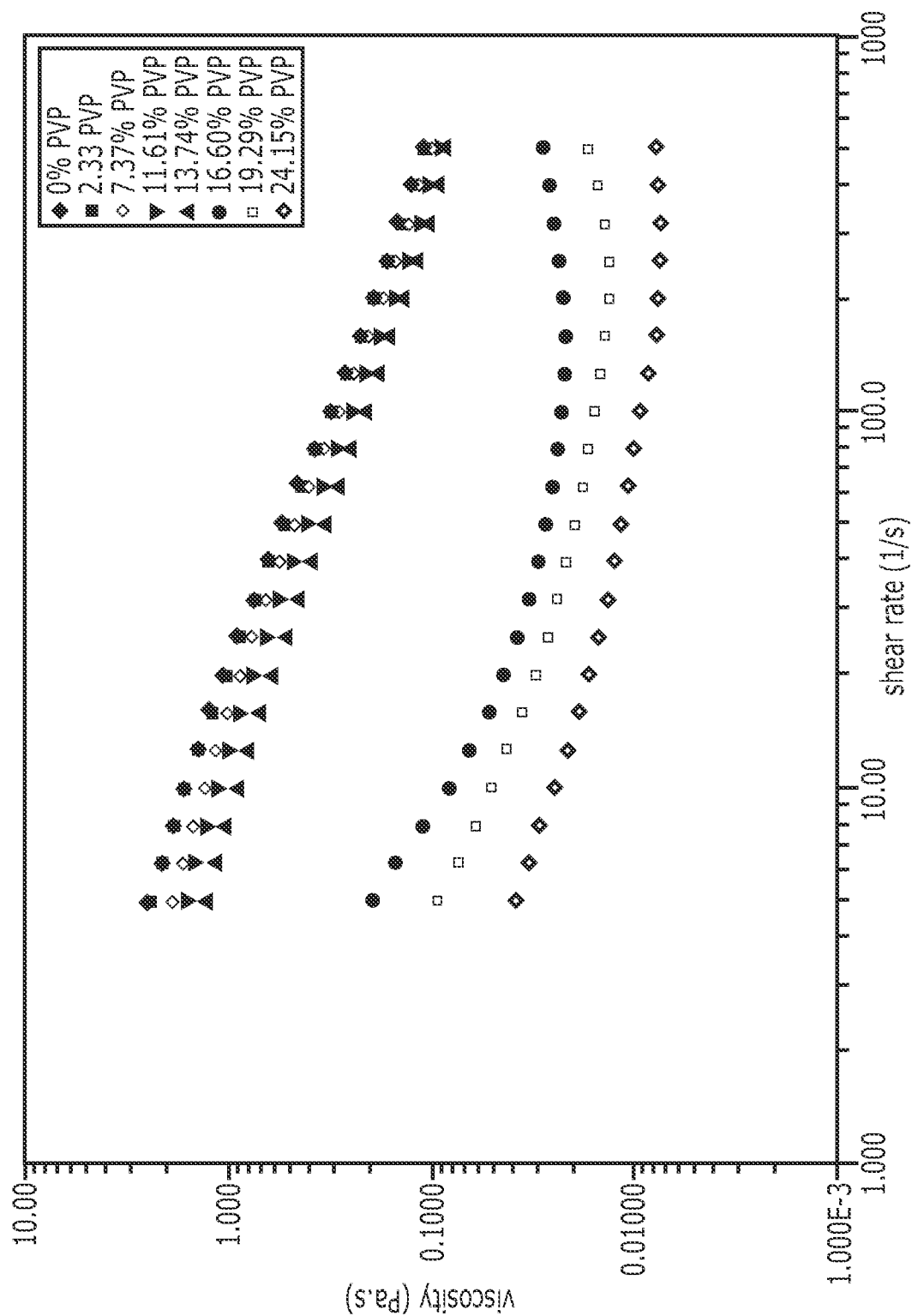


Figure 1
Effects of PVP on the viscosity of suspension

2/2

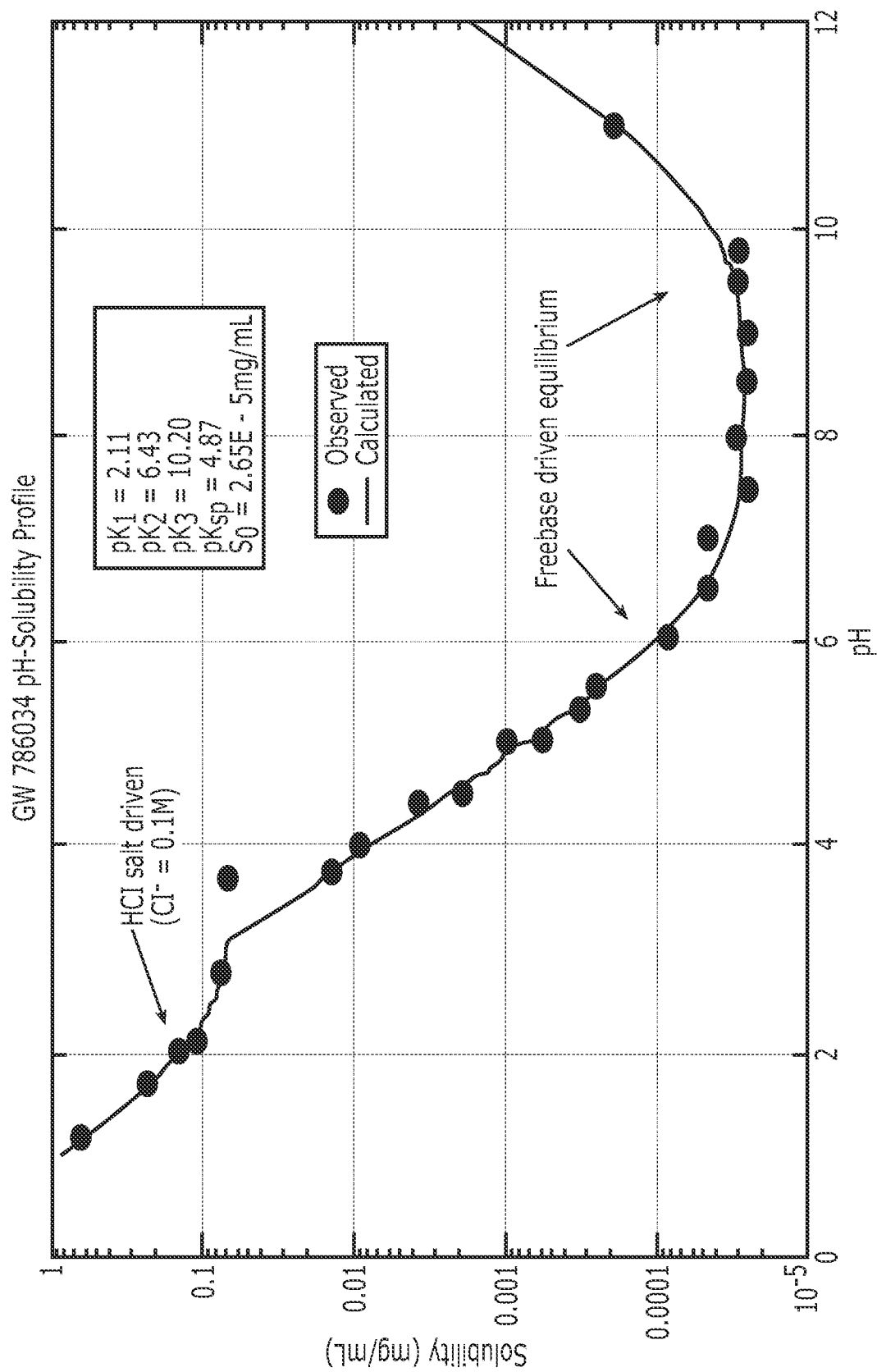


Figure 2
pH solubility profile

INTERNATIONAL SEARCH REPORT

International application No.

PCT/US 12/60361

A. CLASSIFICATION OF SUBJECT MATTER

IPC(8) - A01N 43/40 (2012.01)

USPC - 514/324

According to International Patent Classification (IPC) or to both national classification and IPC

B. FIELDS SEARCHED

Minimum documentation searched (classification system followed by classification symbols)

USPC: 514/324

Documentation searched other than minimum documentation to the extent that such documents are included in the fields searched

Electronic data base consulted during the international search (name of data base and, where practicable, search terms used)

Electronic Database Searched: TOTALPATENT, Google, surechem. Search Terms Used Pazopanib, polyvinylpyrrolidone, guar gum, water, aqueous, formulation, composition

C. DOCUMENTS CONSIDERED TO BE RELEVANT

Category*	Citation of document, with indication, where appropriate, of the relevant passages	Relevant to claim No.
X -- Y	US 2009/0005406 A1 (Pandite et al.) 01 January 2009 (01.01.2009) entire document especially para [0006]; [0014]-[0016]; [0024]; [0026]-[0027]; [0030]; [0034]; [0040]; [0104]	1-3, 9 and 12 ----- 10-11 and 13-15
Y	US 2010/0267787 A1 (Harasymiw et al.) 21 October 2010 (21.10.2010) entire document especially para [0007]-[0010]	10-11 and 13-15
A	US 2010/0291025 A1 to Rao et al. (Rao et al.) 18 November 2010 (18.11.2010) entire document	1-3, and 9-15
A	US 2007/0292513 A1 (Bolor et al.) 20 December 2007 (20.12.2007) entire document	1-3, and 9-15

☐ Further documents are listed in the continuation of Box C.

* Special categories of cited documents:

"A" document defining the general state of the art which is not considered to be of particular relevance

"E" earlier application or patent but published on or after the international filing date

"L" document which may throw doubts on priority claim(s) or which is cited to establish the publication date of another citation or other special reason (as specified)

"O" document referring to an oral disclosure, use, exhibition or other means

"P" document published prior to the international filing date but later than the priority date claimed

"T" later document published after the international filing date or priority date and not in conflict with the application but cited to understand the principle or theory underlying the invention

"X" document of particular relevance; the claimed invention cannot be considered novel or cannot be considered to involve an inventive step when the document is taken alone

"Y" document of particular relevance; the claimed invention cannot be considered to involve an inventive step when the document is combined with one or more other such documents, such combination being obvious to a person skilled in the art

"&" document member of the same patent family

Date of the actual completion of the international search

22 November 2012 (22.11.2012)

Date of mailing of the international search report

06 DEC 2012

Name and mailing address of the ISA/US

Mail Stop PCT, Attn: ISA/US, Commissioner for Patents
P.O. Box 1450, Alexandria, Virginia 22313-1450

Facsimile No. 571-273-3201

Authorized officer:

Lee W. Young

PCT Helpdesk: 571-272-4300
PCT OSP: 571-272-7774

INTERNATIONAL SEARCH REPORT

International application No.

PCT/US 12/60361

Box No. II Observations where certain claims were found unsearchable (Continuation of item 2 of first sheet)

This international search report has not been established in respect of certain claims under Article 17(2)(a) for the following reasons:

1. ☐ Claims Nos.:
because they relate to subject matter not required to be searched by this Authority, namely:

2. ☐ Claims Nos.:
because they relate to parts of the international application that do not comply with the prescribed requirements to such an extent that no meaningful international search can be carried out, specifically:

3. ☒ Claims Nos.: 4-8
because they are dependent claims and are not drafted in accordance with the second and third sentences of Rule 6.4(a).

Box No. III Observations where unity of invention is lacking (Continuation of item 3 of first sheet)

This International Searching Authority found multiple inventions in this international application, as follows:

1. ☐ As all required additional search fees were timely paid by the applicant, this international search report covers all searchable claims.
2. ☐ As all searchable claims could be searched without effort justifying additional fees, this Authority did not invite payment of additional fees.
3. ☐ As only some of the required additional search fees were timely paid by the applicant, this international search report covers only those claims for which fees were paid, specifically claims Nos.:

4. ☐ No required additional search fees were timely paid by the applicant. Consequently, this international search report is restricted to the invention first mentioned in the claims; it is covered by claims Nos.:

Remark on Protest

- ☐ The additional search fees were accompanied by the applicant's protest and, where applicable, the payment of a protest fee.
- ☐ The additional search fees were accompanied by the applicant's protest but the applicable protest fee was not paid within the time limit specified in the invitation.
- ☐ No protest accompanied the payment of additional search fees.

摘要

5-[[4-[(2,3-二甲基-2H-吡唑-6-基)甲基氨基]-2-嘧啶基]氨基]-2-甲基苯磺酰胺或其药学上可接受的盐的颗粒化制剂，其适合用含水媒介物重构，以及相关的口服悬浮液。