



US00D662360S

(12) **United States Design Patent**
George

(10) **Patent No.:** **US D662,360 S**

(45) **Date of Patent:** **** Jun. 26, 2012**

(54) **BEVERAGE CONTAINER**

(75) Inventor: **Sarah Danger George**, Seattle, WA (US)

(73) Assignee: **Pacific Market International, LLC**, Seattle, WA (US)

(**) Term: **14 Years**

(21) Appl. No.: **29/362,625**

(22) Filed: **May 27, 2010**

(51) **LOC (9) Cl.** **07-01**

(52) **U.S. Cl.** **D7/510; D7/511**

(58) **Field of Classification Search** D7/510,
D7/511, 509; D9/503, 543; 220/592.16,
220/592.17

See application file for complete search history.

(56) **References Cited**

U.S. PATENT DOCUMENTS

D287,211 S *	12/1986	Weiss	D7/608
D422,503 S *	4/2000	Lehn	D9/503
D458,134 S *	6/2002	Berish et al.	D9/443
D482,607 S *	11/2003	McRae	D9/614
D519,380 S *	4/2006	Leoncavallo et al.	D9/530
D528,912 S *	9/2006	van der Heijden et al.	D6/542
D528,921 S *	9/2006	Leoncavallo et al.	D9/530
D539,607 S *	4/2007	Lapsker	D7/510
D539,608 S *	4/2007	Lapsker	D7/510
D542,598 S *	5/2007	Karp	D7/510
D550,562 S *	9/2007	Yew	D9/538
D568,740 S *	5/2008	Williams	D9/436
D572,585 S *	7/2008	Perrin et al.	D9/443
D611,765 S	3/2010	George	
D614,918 S *	5/2010	Chisholm	D7/510
D615,359 S *	5/2010	George	D7/510
D615,360 S *	5/2010	Joy et al.	D7/510
D615,816 S *	5/2010	Joy et al.	D7/507
D615,896 S *	5/2010	Rusanen et al.	D10/108
D616,744 S *	6/2010	Cresswell et al.	D9/443
D620,798 S *	8/2010	Cresswell et al.	D9/443
D623,896 S *	9/2010	Wahl et al.	D7/510
D626,416 S *	11/2010	Cresswell et al.	D9/503
D627,196 S *	11/2010	George	D7/510
D627,602 S *	11/2010	Eyal	D7/510

D627,603 S *	11/2010	Eyal	D7/510
D628,486 S *	12/2010	Lane	D9/503
D632,132 S *	2/2011	George	D7/510
D635,457 S *	4/2011	Lane	D9/503

OTHER PUBLICATIONS

U.S. Appl. No. 29/362,630, filed May 27, 2010, George.
U.S. Appl. No. 29/355,654, filed Feb. 11, 2010, George.

* cited by examiner

Primary Examiner — Marianne Pandozzi

(74) *Attorney, Agent, or Firm* — Davis Wright Tremaine LLP; George C. Rondeau, Jr.

(57) **CLAIM**

The ornamental design for a beverage container, as shown and described.

DESCRIPTION

FIG. 1 is a top front perspective view of a beverage container showing my new design.

FIG. 2 is a front elevational view thereof.

FIG. 3 is a right side elevational view thereof.

FIG. 4 is a left side elevational view thereof.

FIG. 5 is a rear elevational view thereof.

FIG. 6 is a top plan view thereof.

FIG. 7 is a bottom plan view thereof.

FIG. 8 is a top front perspective view of a second embodiment thereof.

FIG. 9 is a front elevational view thereof.

FIG. 10 is a right side elevational view thereof.

FIG. 11 is a left side elevational view thereof.

FIG. 12 is a rear elevational view thereof.

FIG. 13 is a top plan view thereof.

FIG. 14 is a bottom plan view thereof.

FIG. 15 is a top front perspective view of a third embodiment thereof.

FIG. 16 is a front elevational view thereof.

FIG. 17 is a right side elevational view thereof.

FIG. 18 is a left side elevational view thereof.

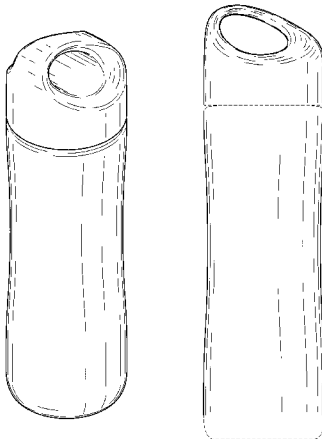
FIG. 19 is a rear elevational view thereof.

FIG. 20 is a top plan view thereof; and,

FIG. 21 is a bottom plan view thereof

The broken lines represent portions of the beverage container that form no part of the claim.

1 Claim, 18 Drawing Sheets .






FIG. 1




FIG.2




FIG.3




FIG. 4




FIG.5




FIG. 6

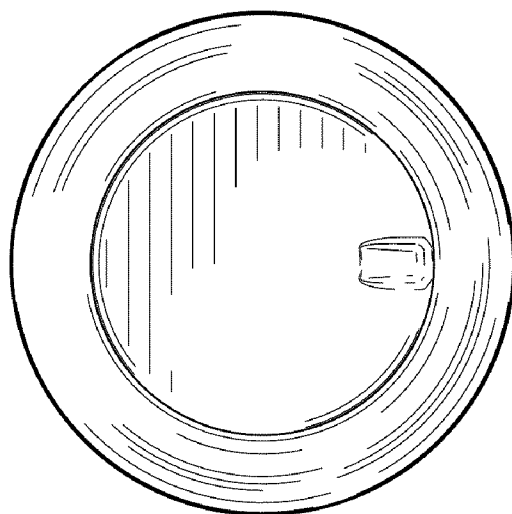


FIG. 7




FIG. 8




FIG. 9




FIG.10




FIG.11




FIG.12




FIG.13

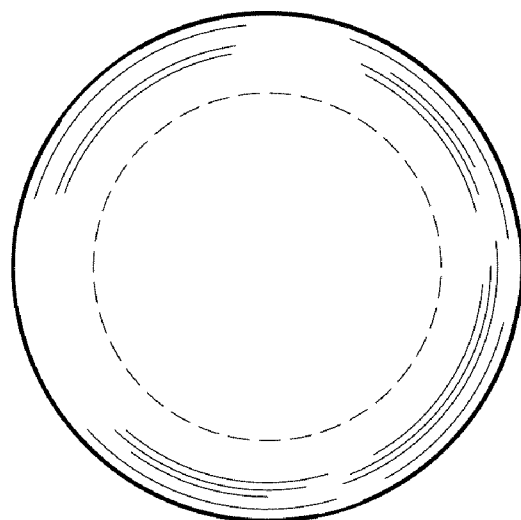


FIG.14




FIG.15




FIG.16




FIG.17




FIG.18




FIG.19




FIG. 20

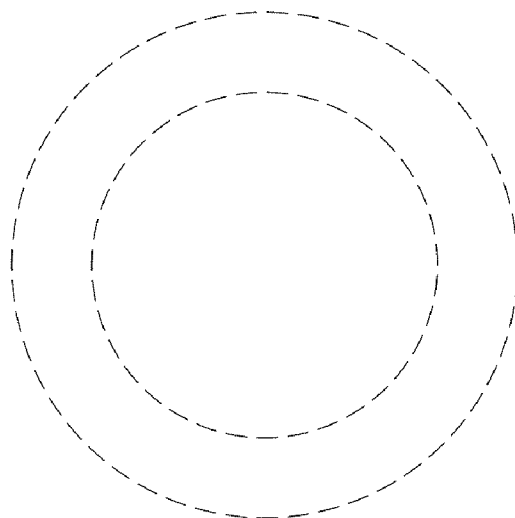


FIG. 21