



US00D538326S

(12) **United States Design Patent**
Guo

(10) **Patent No.:** **US D538,326 S**

(45) **Date of Patent:** **** Mar. 13, 2007**

(54) **EYEGLASS TEMPLE**

(76) Inventor: **Pao-Shoei Guo**, No. 19, Alley 2, Lane
279 Chungcheng Road, Yungkang City,
Tainan County (TW), 71043

(**) Term: **14 Years**

(21) Appl. No.: **29/253,432**

(22) Filed: **Feb. 6, 2006**

(51) **LOC (8) Cl.** **16-06**

(52) **U.S. Cl.** **D16/335**

(58) **Field of Classification Search** D16/300-330,
D16/332-338; D29/109-110; D24/110.2;
351/41, 44, 51-52, 62, 158, 92, 103-111,
351/130, 61, 114-119, 121-123; 2/426-432,
2/447-449, 441, 434-437

See application file for complete search history.

(56) **References Cited**

U.S. PATENT DOCUMENTS

D371,382 S * 7/1996 Berthet-Bondet D16/326
D397,712 S * 9/1998 Simioni D16/321

D479,851 S * 9/2003 Mangum D16/335

D485,570 S * 1/2004 Teng D16/314

D524,354 S * 7/2006 Yang D16/326

D524,844 S * 7/2006 Yang D16/315

* cited by examiner

Primary Examiner—Raphael Barkai

(74) *Attorney, Agent, or Firm*—Pro-Techtor Int'l Services

(57)

CLAIM

The ornamental design for an eyeglass temple, as shown and described.

DESCRIPTION

FIG. 1 is a perspective view of top, front and left side of an eyeglass temple showing my new design;

FIG. 2 is a front view thereof;

FIG. 3 is a rear view thereof;

FIG. 4 is a left side view thereof;

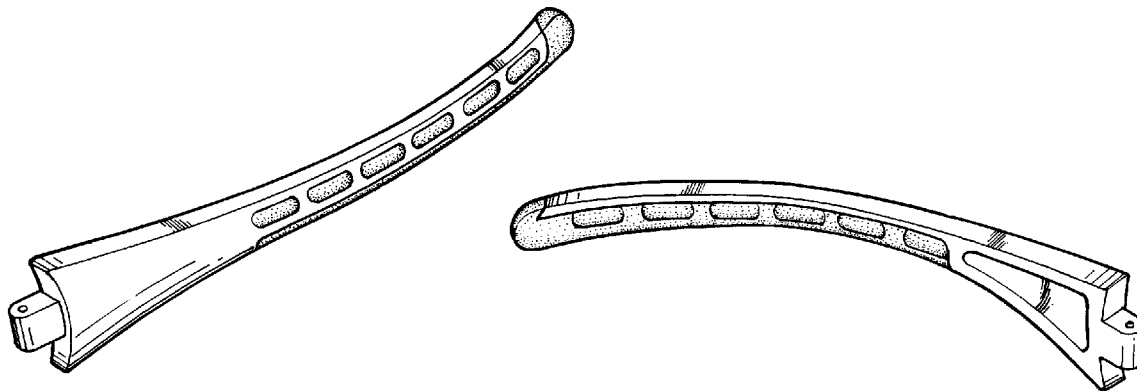
FIG. 5 is a right side view thereof;

FIG. 6 is a top view thereof;

FIG. 7 is a bottom view thereof; and,

FIG. 8 is a perspective view of top, rear and left side thereof.

1 Claim, 3 Drawing Sheets



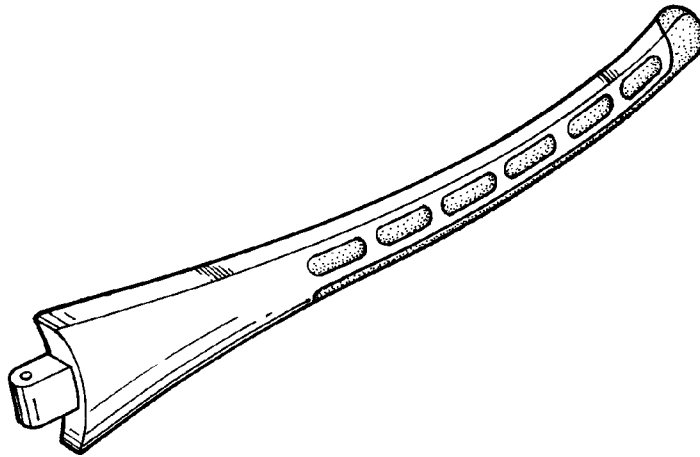


FIG. 1

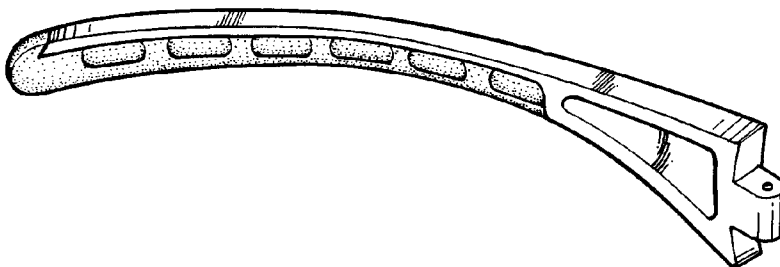


FIG. 8

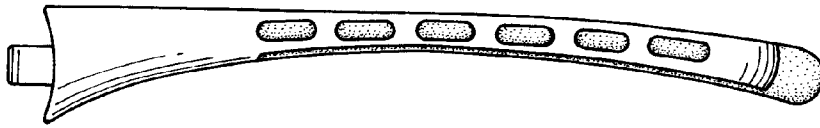


FIG. 2

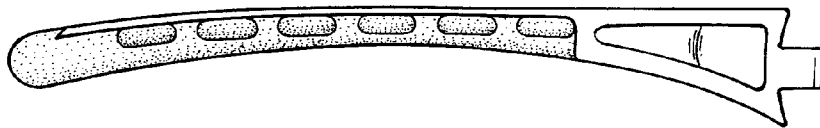


FIG. 3

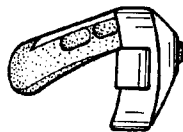


FIG. 4

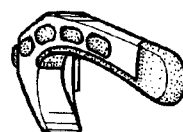


FIG. 5

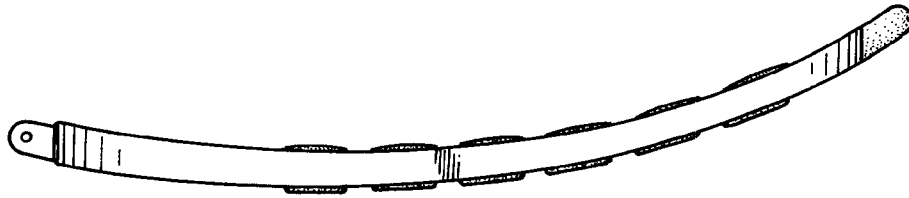


FIG. 6



FIG. 7