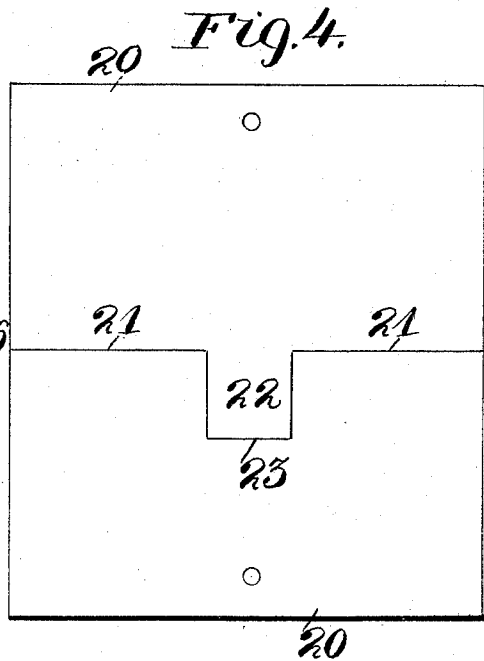
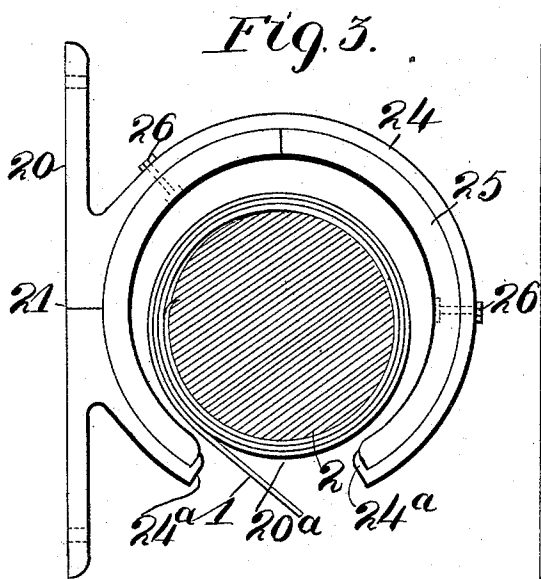
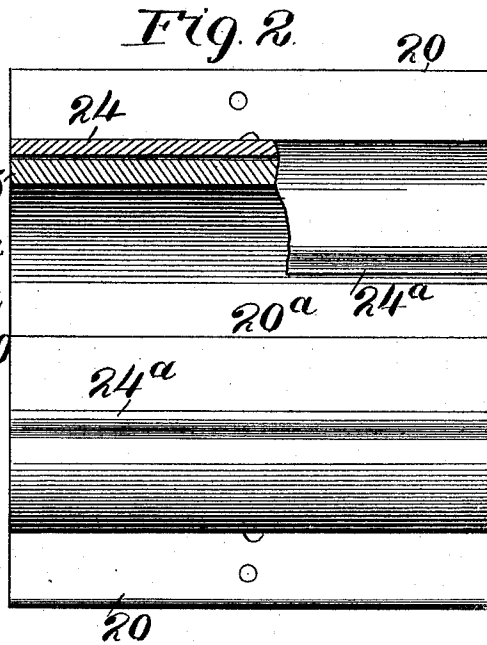
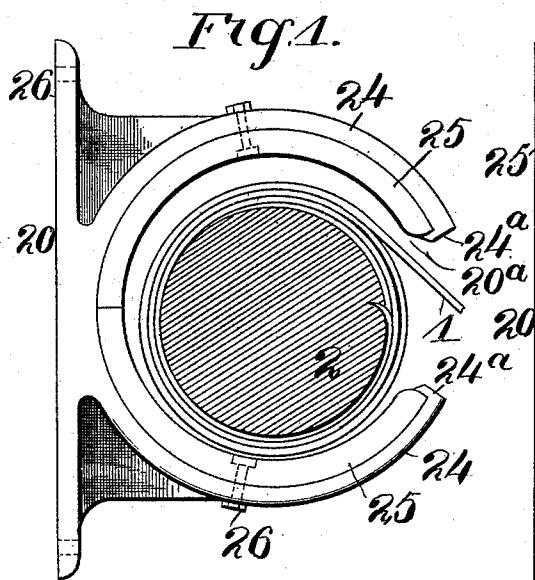


(No Model.)

P. COMBIS & W. H. GRAY.
AWNING.

No. 477,512.

Patented June 21, 1892.



Witnesses
D. F. Keller.
a. a. Sicks

Peter Combis
William H. Gray, Inventors.
By *their Attorneys*
Higdon & Higdon Longan

UNITED STATES PATENT OFFICE.

PETER COMBIS AND WILLIAM H. GRAY, OF ST. LOUIS, MISSOURI.

AWNING.

SPECIFICATION forming part of Letters Patent No. 477,512, dated June 21, 1892.

Application filed October 7, 1890. Serial No. 367,363. (No model.)

To all whom it may concern:

Be it known that we, PETER COMBIS and WILLIAM H. GRAY, both of the city of St. Louis, in the State of Missouri, have invented a certain new and useful Improvement in Awning, of which the following is a full, clear, and exact description, reference being had to the accompanying drawings, forming part of this specification.

Our invention relates to certain improvements in awnings; and it consists in features of novelty hereinafter fully described, and pointed out in the claims.

Figure 1 is a side view of our central supporting bushed hanger, showing the awning and awning-roller. Fig. 2 is a front view of the same, partly in section. Fig. 3 is a side view of a modified form of bushed hanger for supporting the center of the awning-roller, and Fig. 4 is a view of the inner side of the same.

Referring to the drawings, 1 represents the awning attached, as usual, at its upper edge to a roller 2, upon which it is wound when it is to be rolled up into non-using position.

20 represents a bushed hanger for supporting the central part of the roller 2. This bushed hanger may be made in one piece, as shown in Figs. 1 and 2, or it may be made in two pieces, joined at 21, as shown in Figs. 3 and 4. When made in two pieces, we prefer to form a tongue 22 on one of the pieces, which enters notch 23 in the other piece. The bushed hanger has jaws 24 to receive the roller and the awning wound thereon.

We do not make any claim as inventors to the broad idea of a central supporting-hanger; but for the purpose of relieving the roller or awning and the bushed hanger we have conceived the idea of lining the hanger, as described, with glass, porcelain, or other suitable material.

25 represents the lining, which we prefer to secure to the jaws of the hanger by means of

lips 24^a on the hanger and bolts 26, counter- sunk into the lining so as not to project beyond the lining, as shown in Fig. 1.

It will be observed that the sides of the hanger are free from any inwardly-projecting flanges, so that the bushing can be readily inserted in its seat longitudinally of the opening extending through the hanger.

By thus lining the hanger the friction between the roller and the bushed hanger is very much reduced and the wear upon the awning diminished.

In Fig. 1 we have shown the space 20^a between the lips of the jaws, through which the awning passes, as located at the front part of the bushed hanger, while in Fig. 3 we have shown the space at the lower part of the bushed hanger. Either form may be used.

We claim as our invention—

1. The combination of the bushed hanger 20, formed integral with jaws 24, having lips 24^a, and a fixed anti-friction lining—such as glass or porcelain—fitting in a recess in the hanger and its ends being engaged by lips 24^a, said jaws being adapted to receive the awning-roller, so that the awning can pass through the space between the lips of the jaws, substantially as set forth.

2. The combination of the bushed hanger 20, formed integral with jaws 24, such jaws being free from inwardly-projecting side flanges, and an anti-friction lining—such as glass or porcelain—adapted to be slid into position laterally of the jaws, with means for fastening the lining in the hanger, consisting of inwardly-projecting lips 24^a, that engage the ends of the lining, and bolts 26, counter-sunk in the lining, substantially as set forth.

PETER COMBIS.
WILLIAM H. GRAY.

In presence of—
THOS. KNIGHT,
A. M. EBERSOLE.