



US00D772447S

(12) **United States Design Patent**
Lin

(10) **Patent No.:** **US D772,447 S**

(45) **Date of Patent:** **** Nov. 22, 2016**

(54) **VEHICLE TAILLIGHT**

(71) Applicant: **KUEN HWA TRAFFIC INDUSTRIAL CO., LTD.**, Tainan (TW)

(72) Inventor: **Yung-Hsiang Lin**, Tainan (TW)

(73) Assignee: **Kuen Hwa Traffic Industrial Co., Ltd.**, Tainan (TW)

(**) Term: **15 Years**

(21) Appl. No.: **29/535,684**

(22) Filed: **Aug. 10, 2015**

(51) **LOC (10) Cl.** **26-06**

(52) **U.S. Cl.**
USPC **D26/28**

(58) **Field of Classification Search**
USPC D26/28-36; 362/459-468, 475-478, 362/485-487
CPC F21S 48/00; F21S 48/10; F21S 48/115; F21S 48/225; F21S 48/1233; F21S 48/1266; F21S 48/1388; F21S 48/2268; F21V 21/04
See application file for complete search history.

(56) **References Cited**

U.S. PATENT DOCUMENTS

D570,015 S * 5/2008 Hsu D26/28
D631,177 S * 1/2011 Yang D26/28

D637,320 S * 5/2011 Yang D26/28
D661,830 S * 6/2012 de Queiroz D26/28
D723,199 S * 2/2015 Lai D26/28
D724,243 S * 3/2015 Lai D26/28

* cited by examiner

Primary Examiner — Marcus Jackson

(74) *Attorney, Agent, or Firm* — Rosenberg, Klein & Lee

(57) **CLAIM**

The ornamental design for a vehicle taillight, as shown and described.

DESCRIPTION

FIG. 1 is a perspective view of a vehicle taillight showing my present design;

FIG. 2 is another perspective view thereof;

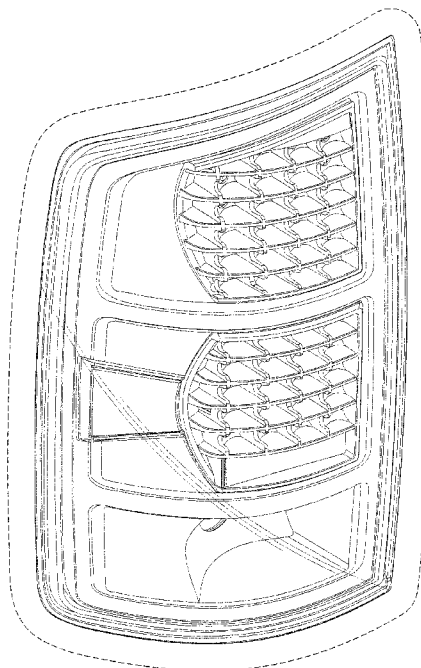
FIG. 3 is a front view thereof;

FIG. 4 is a left view thereof; and,

FIG. 5 is a top plan view thereof.

The broken lines in the drawings illustrate portions of the vehicle taillight and form no part of the claimed design.

1 Claim, 5 Drawing Sheets



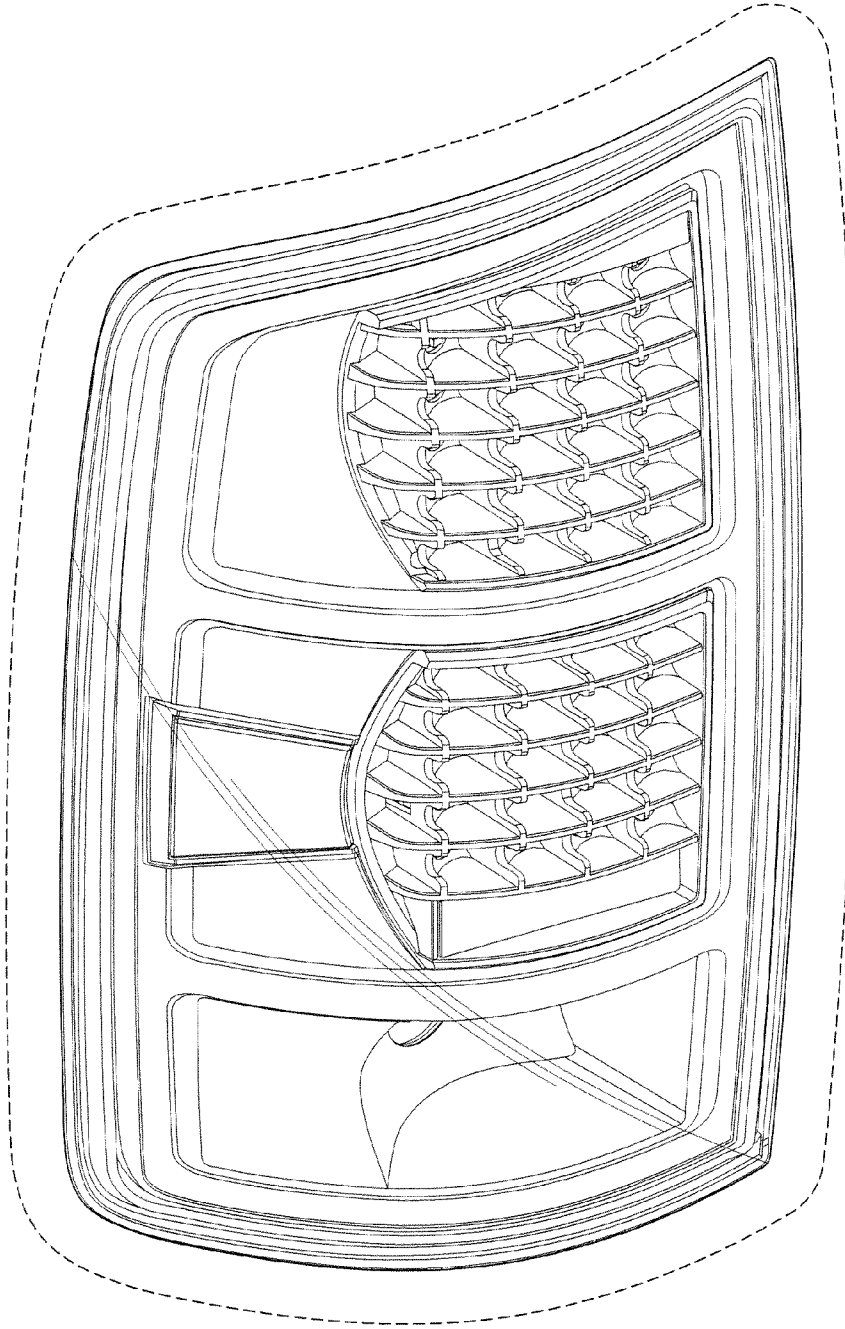


FIG. 1

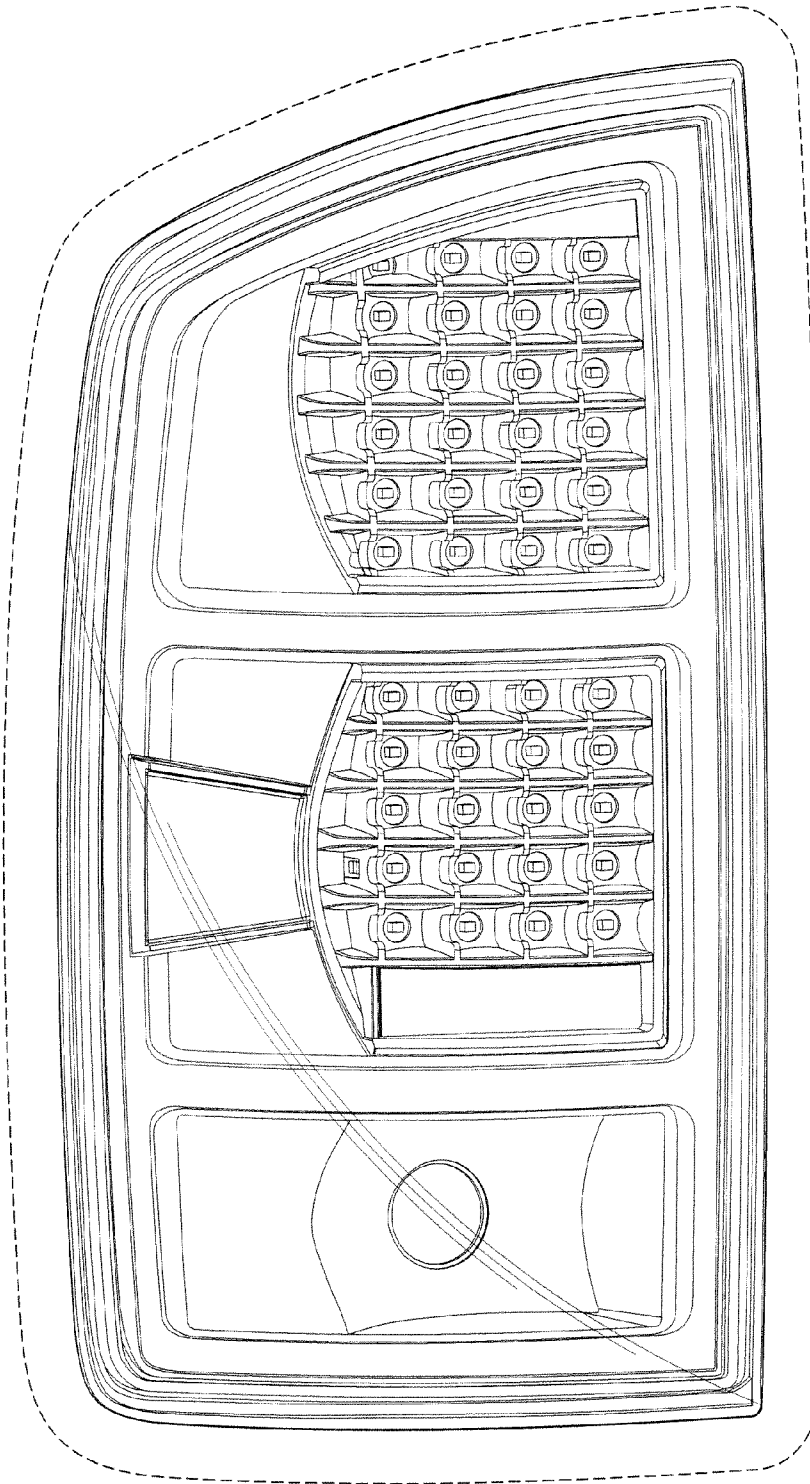


FIG. 2

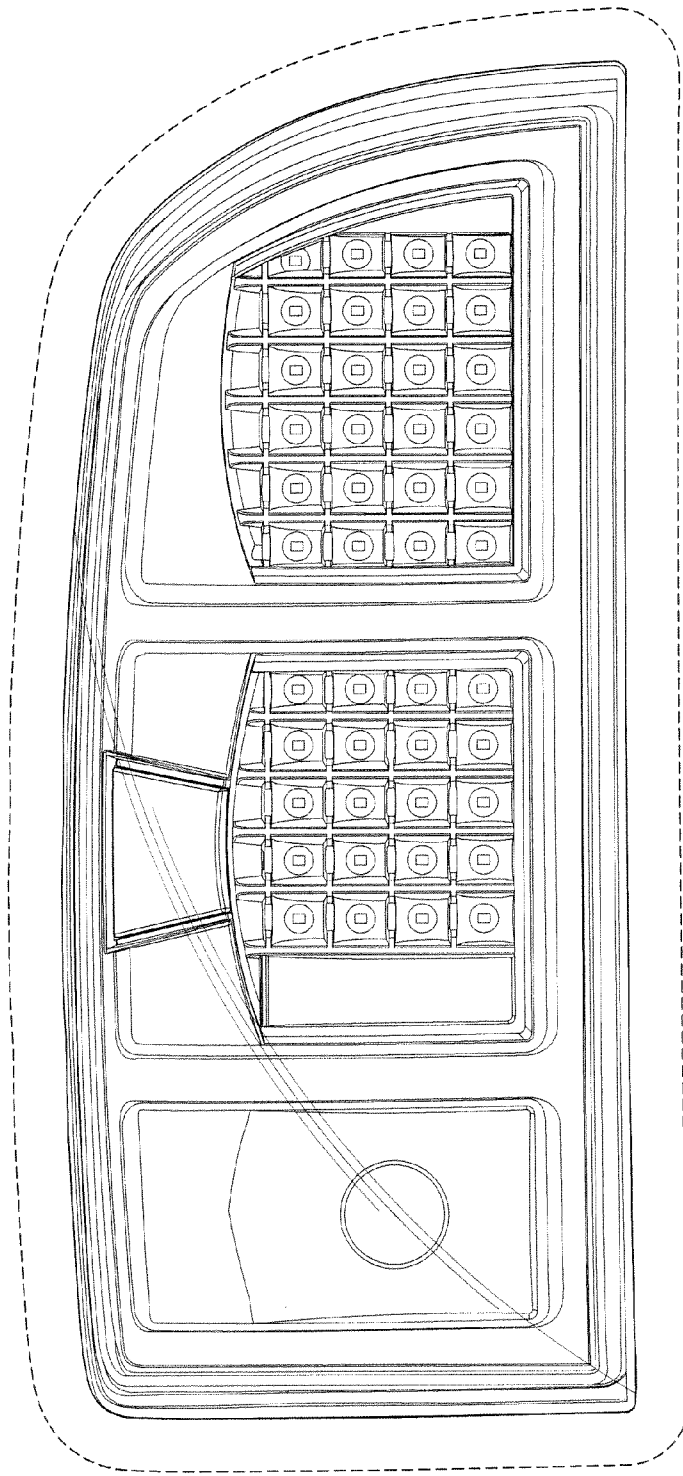


FIG. 3

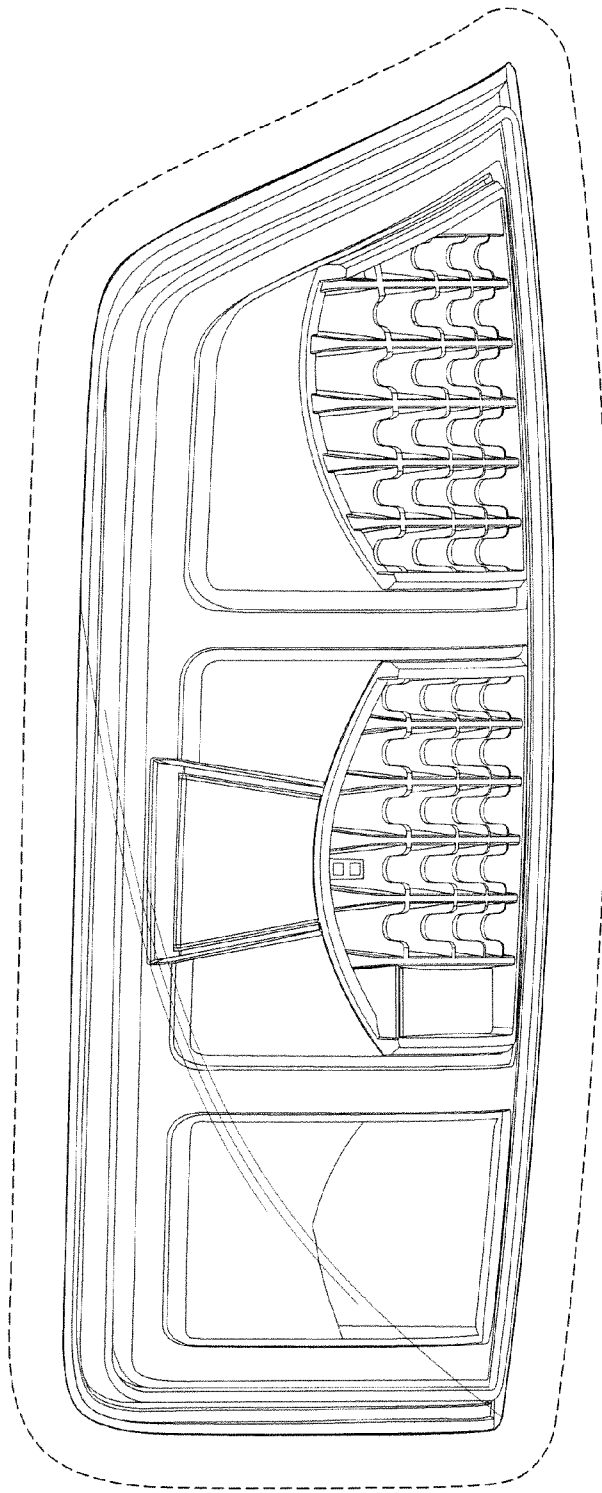


FIG . 4

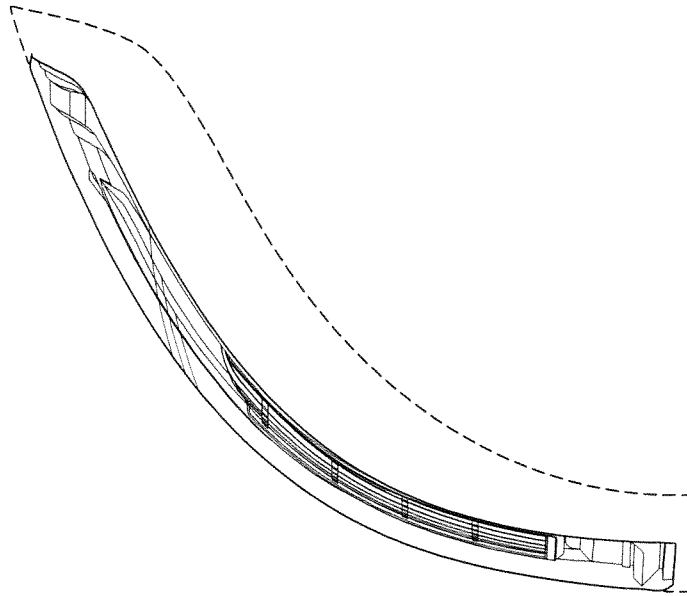


FIG . 5