



US00D782851S

(12) **United States Design Patent**  
**Goddard**

(10) **Patent No.:** **US D782,851 S**

(45) **Date of Patent:** **\*\* Apr. 4, 2017**

(54) **SEAT CUSHION**

(71) Applicant: **Kraco Enterprises, LLC.**, Compton,  
CA (US)

(72) Inventor: **Lingere D. Goddard**, Fullerton, CA  
(US)

(73) Assignee: **Kraco Enterprises, LLC.**, Compton,  
CA (US)

(\*\*) Term: **15 Years**

(21) Appl. No.: **29/549,660**

(22) Filed: **Dec. 28, 2015**

(51) **LOC (10) Cl.** ..... **06-09**

(52) **U.S. Cl.**  
USPC ..... **D6/601**

(58) **Field of Classification Search**

USPC ..... D6/333, 349, 355, 375, 388, 512, 563,  
D6/564, 595, 596, 601, 604, 611, 707,  
D6/715, 716, 716.1; D24/183-185, 234;  
D21/803, 804, 805, 809; 5/401, 420, 600,  
5/630, 631, 632, 633, 635, 636, 638, 639,  
5/646, 652, 652.1, 655, 703, 730; 297/1,  
297/2, 4, 93, 180.11, 195.1, 195.11,  
297/195.13, 393, 397, 452.12, 452.14,  
297/452.15, 452.21, 452.24, 452.26,  
297/452.48, 452.62, 482  
CPC ..... A47G 9/10; A47G 9/1009; A47G 9/1018;  
A47G 9/1027; A47G 9/1036; A47G  
9/1045; A47G 9/1063; A47G 9/1072;  
A47G 9/1081; A47G 9/109; A47C 7/021;  
A47C 27/00

See application file for complete search history.

(56) **References Cited**

**U.S. PATENT DOCUMENTS**

D234,555 S \* 3/1975 Barecki ..... D6/356  
D330,118 S \* 10/1992 Lanius ..... D6/356

D342,404 S \* 12/1993 Homann ..... D6/716  
D440,107 S \* 4/2001 Hsu ..... D6/611  
D440,452 S \* 4/2001 Roberts ..... D6/601  
D440,453 S \* 4/2001 Roberts ..... D6/601  
D440,808 S \* 4/2001 Roberts ..... D6/601  
D536,909 S \* 2/2007 Egger ..... D6/366  
D537,663 S \* 3/2007 Johnson ..... D6/366  
D539,067 S \* 3/2007 Dayan ..... D24/200  
D590,192 S \* 4/2009 Raftery ..... D6/366

(Continued)

*Primary Examiner* — Eric Goodman

*Assistant Examiner* — Sanjeev Paul

(74) *Attorney, Agent, or Firm* — Wood Herron & Evans  
LLP

(57) **CLAIM**

The ornamental design for the seat cushion, as shown and  
described.

**DESCRIPTION**

FIG. 1 is a front top isometric view of my new seat cushion  
design;

FIG. 2 is a rear bottom isometric view thereof;

FIG. 3 is a front view thereof;

FIG. 4 is a right side view thereof;

FIG. 5 is a rear view thereof;

FIG. 6 is a left side view thereof;

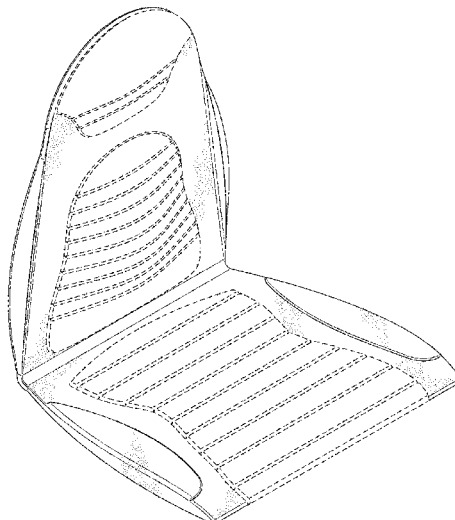
FIG. 7 is a cross-sectional view taken along line 7-7 of FIG.  
3;

FIG. 8 is a top plan view thereof; and,

FIG. 9 is a bottom plan view thereof.

The broken dash line hatching shown in the cross sectional  
drawing view of FIG. 7 forms no part of the claimed design.  
The broken dash lines shown in the drawing views represent  
unclaimed portions of the seat cushion, and neither the  
broken dash lines themselves nor anything within the lines  
form any part of the claimed design.

**1 Claim, 9 Drawing Sheets**



(56)

**References Cited**

U.S. PATENT DOCUMENTS

D591,540	S	*	5/2009	Lu	.....	D6/370
D672,597	S	*	12/2012	Watts	.....	D6/611
D735,512	S	*	8/2015	Chan	.....	D6/716.1
D735,513	S	*	8/2015	Chan	.....	D6/716.1
D737,617	S	*	9/2015	Bellin	.....	D6/375
D771,424	S	*	11/2016	Cantarutti	.....	D6/716
D772,626	S	*	11/2016	Mahan-Rudolph	.....	D6/716.1

\* cited by examiner

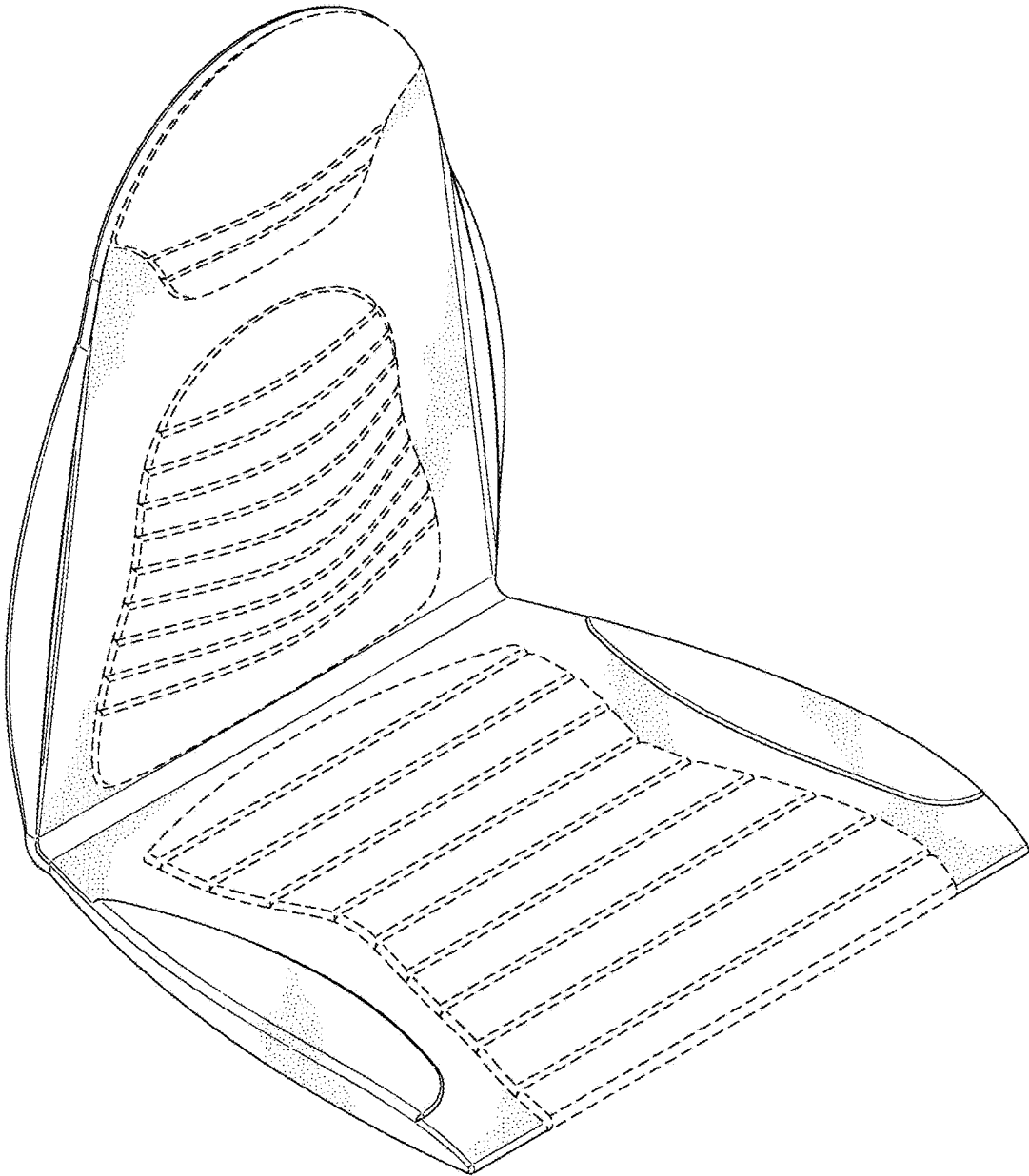


FIG. 1

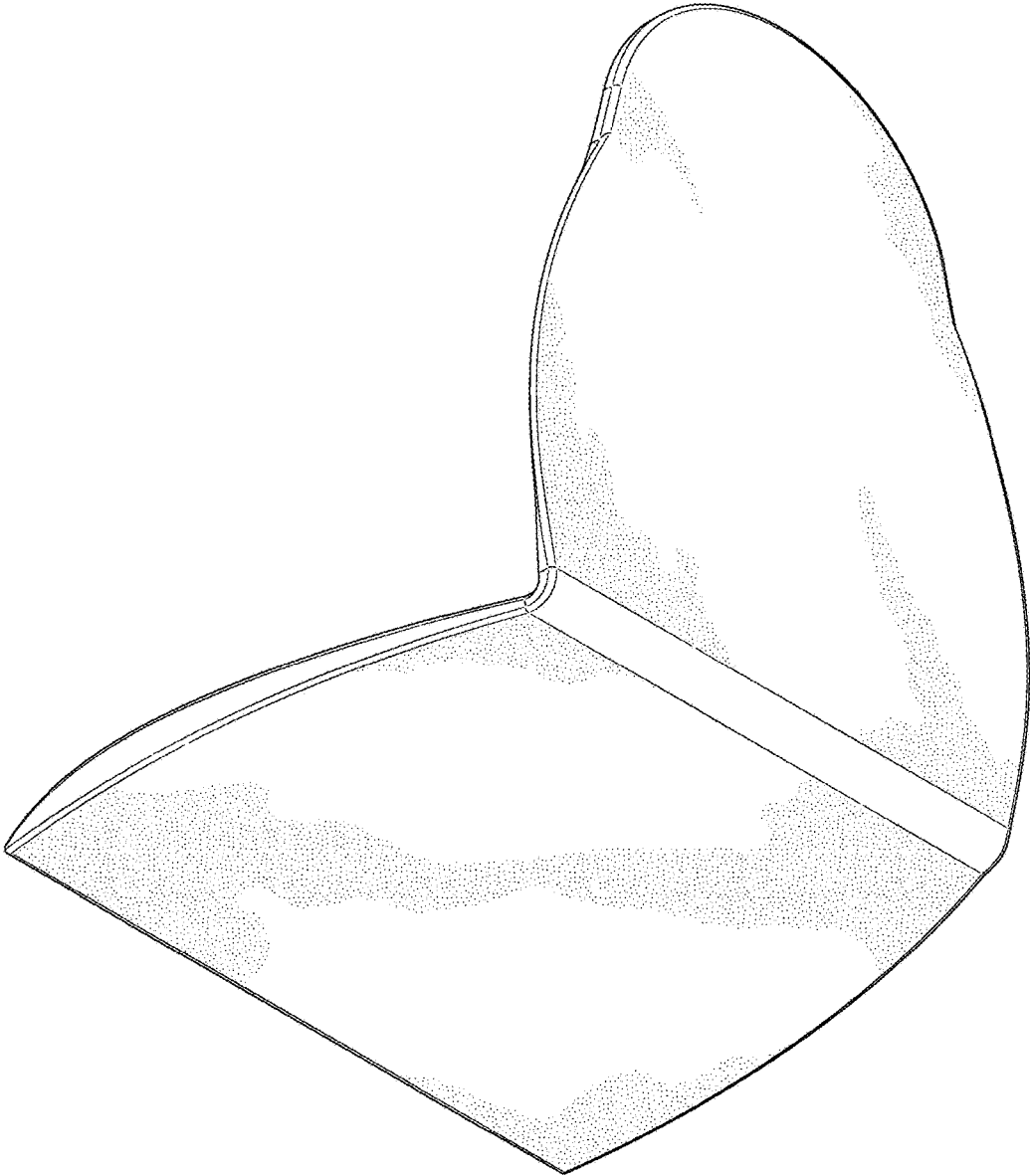


FIG. 2

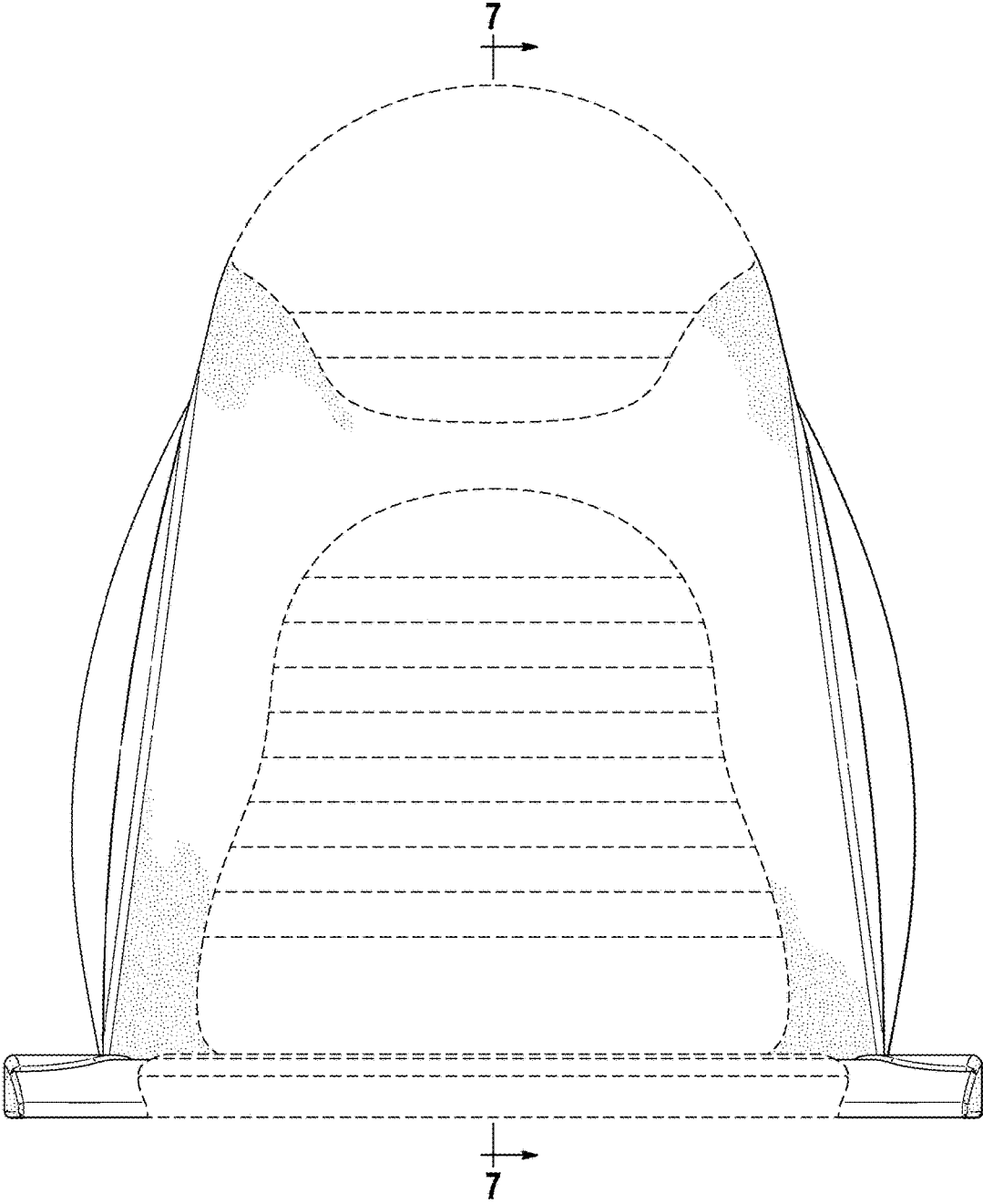


FIG. 3

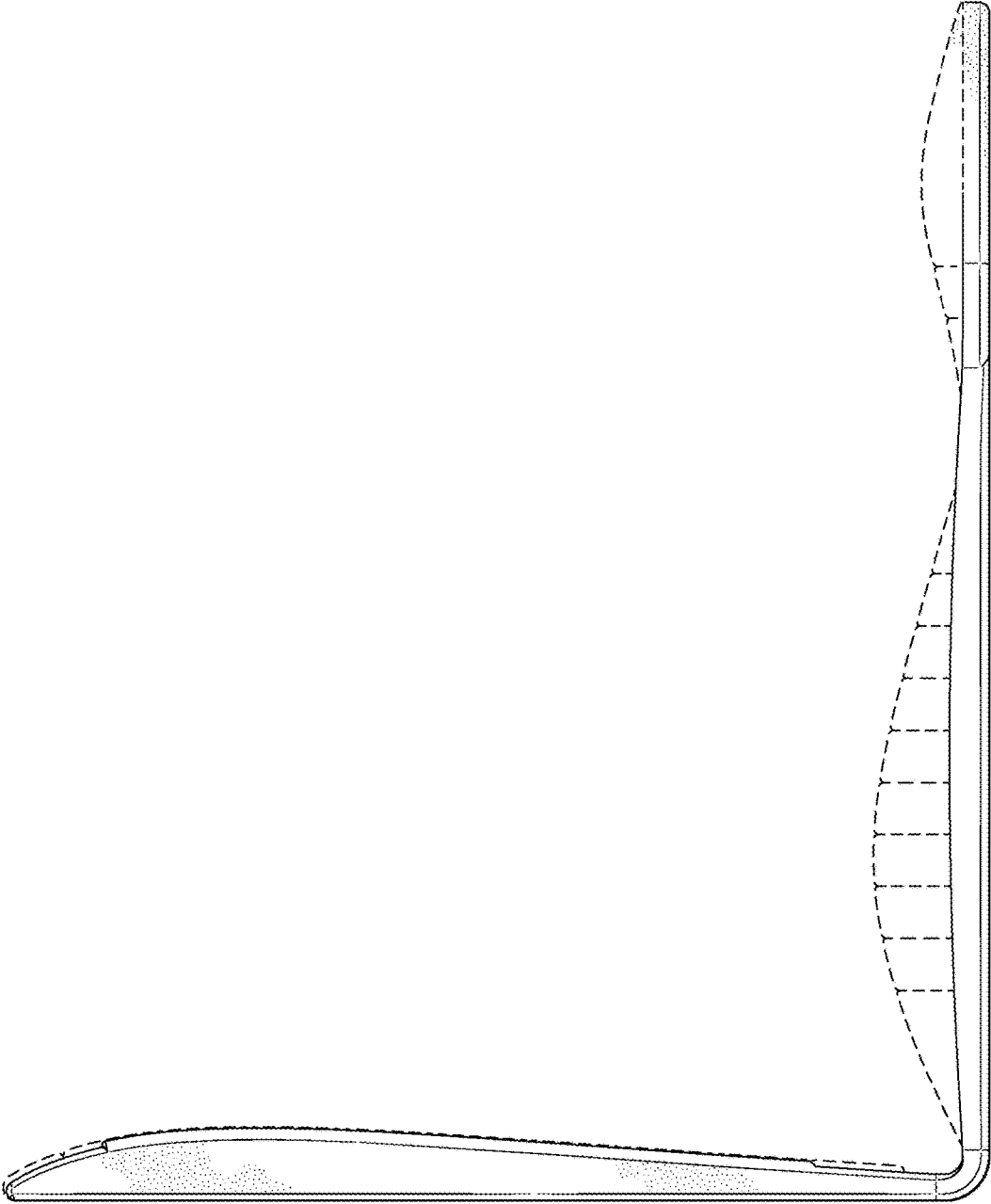


FIG. 4

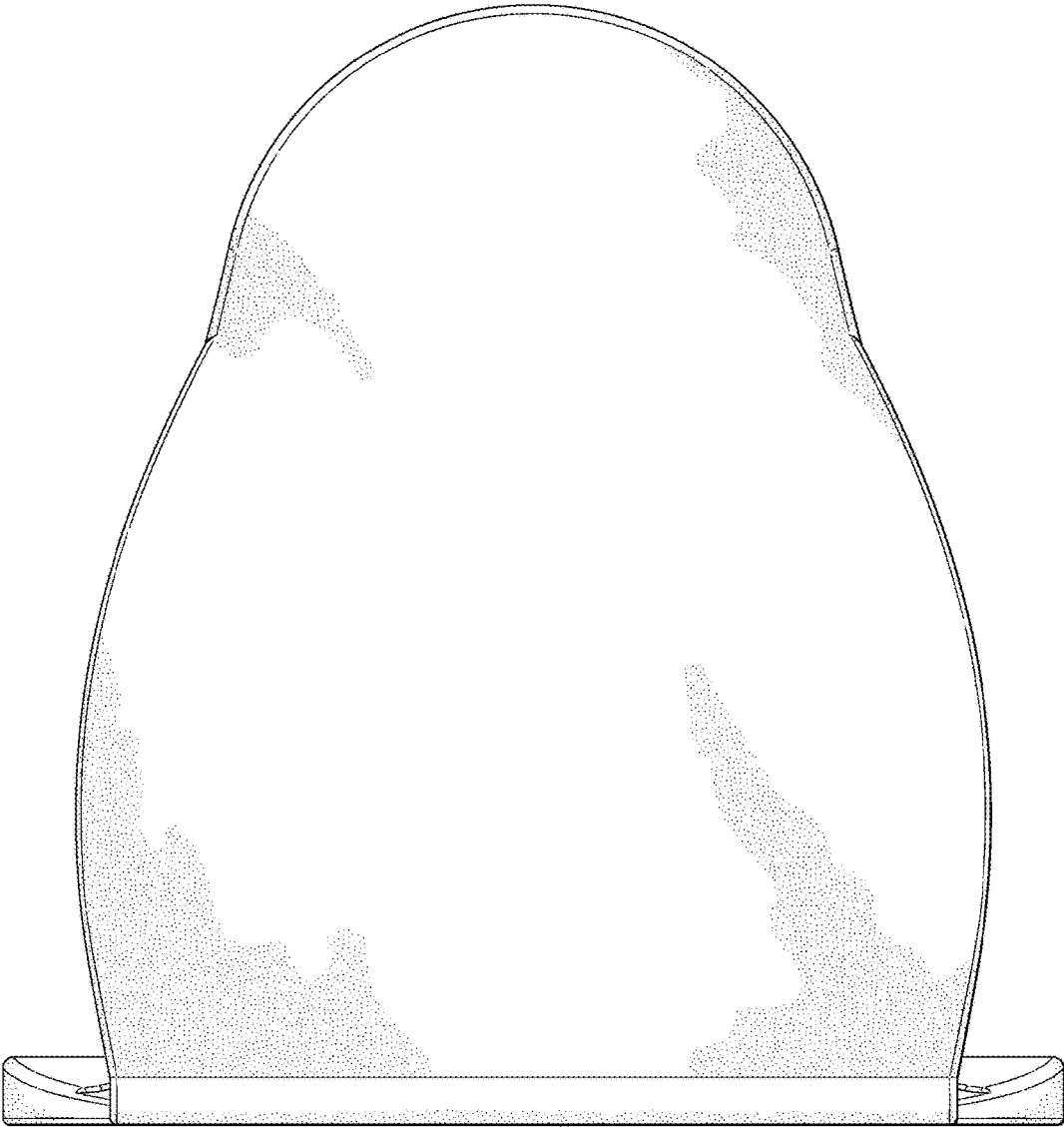


FIG. 5

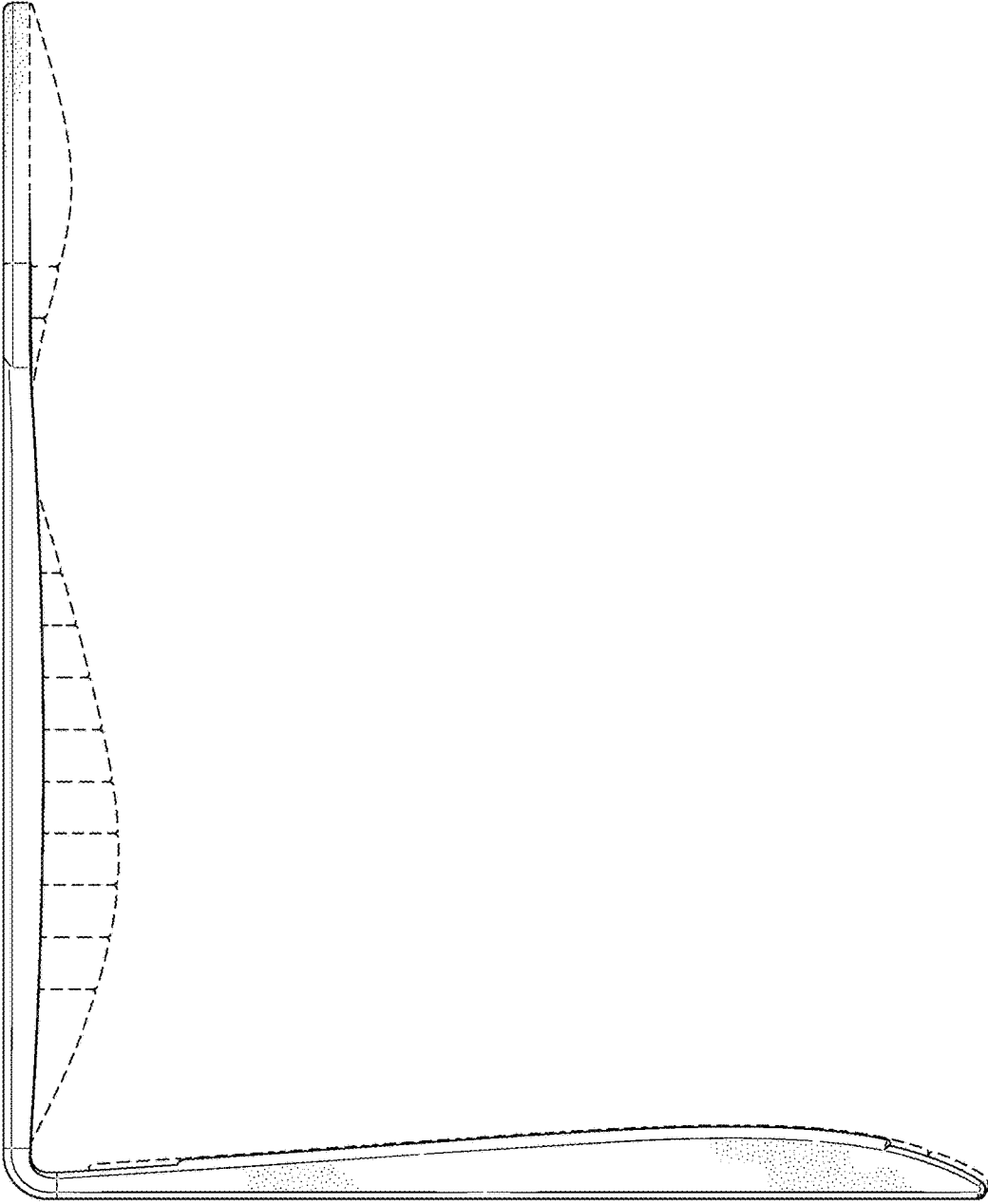


FIG. 6




FIG. 7




FIG. 8




FIG. 9