

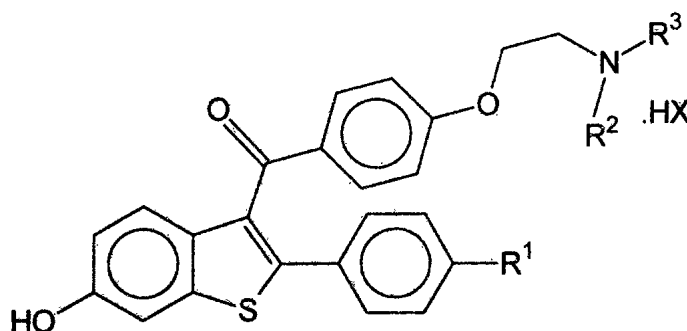


AU9531731

(12) PATENT ABRIDGMENT **(11) Document No. AU-B-31731/95**
(19) AUSTRALIAN PATENT OFFICE **(10) Acceptance No. 692907**

- (54) Title
SYNTHESIS OF 3-(4-(2-AMINOETHOXY)-BENZOYL)-2-ARYL-6- HYDROBENZO(B)THIOPHENES
- International Patent Classification(s)
(51)⁶ **C07D 333/56**
- (21) Application No. : **31731/95** (22) Application Date : **18.09.95**
- (30) Priority Data
- | | | |
|---------------|-----------------|------------------------------------|
| (31) Number | (32) Date | (33) Country |
| 308325 | 19.09.94 | US UNITED STATES OF AMERICA |
| 427914 | 26.04.95 | US UNITED STATES OF AMERICA |
- (43) Publication Date : **04.04.96**
- (44) Publication Date of Accepted Application : **18.06.98**
- (71) Applicant(s)
ELI LILLY AND COMPANY
- (72) Inventor(s)
ELIZABETH SMITH LABELL; WAYNE DOUGLAS LUKE; JOHN MCNEILL MCGILL III; RANDAL SCOT MILLER
- (74) Attorney or Agent
SPRUSON & FERGUSON , GPO Box 3898, SYDNEY NSW 2001
- (56) Prior Art Documents
EP 62503
GB 2097788
US 5470854
- (57) Claim

13. A process for preparing a crystalline solvate of a compound of the formula



wherein:

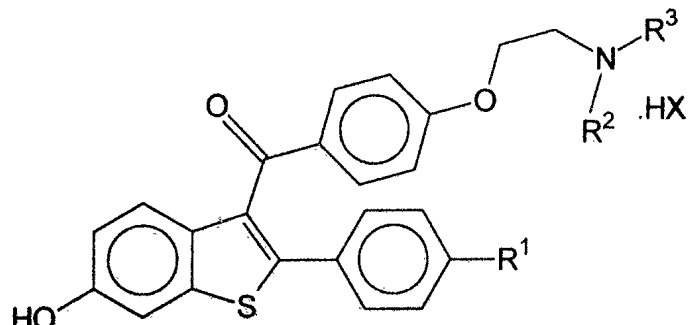
R¹ is hydrogen or hydroxyl;

R² and **R³** are independently C₁-C₄ alkyl, or **R²** and **R³** together with the adjacent nitrogen atom form a heterocyclic ring selected from the group consisting of pyrrolidino, piperidino, hexamethyleimino and morpholino; and **HX** is HCl or HBr; substantially as hereinbefore described with reference to any one of the Examples.

(11) AU-B-31731/95
(10) 692907

-2-

16. A crystalline solvate of a compound of the formula



wherein:

R¹ is hydrogen or hydroxyl;

R² and R³ are independently C₁-C₄ alkyl, or R² and R³ together with the adjacent nitrogen atom form a heterocyclic ring selected from the group consisting of pyrrolidino, piperidino, hexamethyleneimino, and morpholino; and HX is HCl or HBr; prepared by the process of any one of claims 1 to 4 or 13.

5. A crystalline solvate of 6-hydroxy-2-(4-hydroxyphenyl)-3-[4-(2-piperidinoethoxy)benzoyl]benzo[b]thiophene hydrochloride exhibiting the following X-ray diffraction pattern obtained with copper radiation:

d-line spacing (Angstroms)	I/I ₀ (x100)
10.4311	22.64
8.9173	10.73
8.4765	5.31
8.0095	50.39
7.3068	4.23
6.6094	79.23
5.6196	22.34
5.4223	89.86
5.1959	11.81
5.0746	74.90
4.8017	100.00
4.7262	57.97
4.6569	53.35
4.5378	96.75
4.4376	10.83

(11) AU-B-31731/95
(10) 692907

-3-

d-line spacing (Angstroms)	I/I ₀ (x100)
4.3397	56.89
4.2782	48.23
4.2129	40.94
4.1037	12.80
3.9880	14.76
3.8863	8.17
3.7999	42.13
3.7662	57.09
3.6738	38.58
3.5701	18.50
3.5393	19.00
3.4622	39.57
3.3867	5.02
3.3321	4.33
3.2686	6.79
3.1535	14.86
3.0450	13.58
2.9028	12.30
2.8302	19.59
2.7544	12.30
2.6366	6.89

7. A crystalline solvate of 6-hydroxy-2-(4-hydroxy-phenyl)-3-[4-(2-piperidinoethoxy)benzoyl]benzo[b]thiophene hydrochloride exhibiting the following X-ray diffraction pattern obtained with copper radiation:

d-line spacing (Angstroms)	I/I ₀ (x100)
16.1265	3.80
10.3744	8.63
8.3746	5.29

d-line spacing (Angstroms)	I/I ₀ (x100)
7.9883	36.71
7.2701	5.06
6.5567	70.77
6.2531	6.79

.../4

(11) AU-B-31731/95
(10) 692907

- 4 -

5.5616	24.05
5.3879	100.00
5.0471	89.64
4.7391	85.96
4.6777	39.36
4.6332	62.60
4.5191	77.56
4.2867	36.82
4.2365	41.66
4.1816	49.60
4.0900	11.28
3.9496	11.85
3.7869	36.25
3.7577	56.16
3.6509	40.62
3.5751	15.65
3.5181	21.52
3.4964	18.53
3.4361	33.60
3.3610	6.21
3.3115	4.95
3.2564	7.36
3.2002	3.80
3.1199	15.77
3.0347	14.84
2.8744	9.67
2.8174	10.82
2.7363	11.51

AUSTRALIA
PATENTS ACT 1990

COMPLETE SPECIFICATION

FOR A STANDARD PATENT

ORIGINAL

Name and Address
of Applicant: Eli Lilly and Company
Lilly Corporate Center
City of Indianapolis State of Indiana
UNITED STATES OF AMERICA

Actual Inventor(s): Elizabeth Smith LaBell, Wayne Douglas Luke, John
McNeill McGill, III and Randal Scot Miller.

Address for Service: Spruson & Ferguson, Patent Attorneys
Level 33 St Martins Tower, 31 Market Street
Sydney, New South Wales, 2000, Australia

Invention Title:
Synthesis of 3-[4-(2-Aminoethoxy)-Benzoyl]-2-Aryl-6-Hydroxybenzo[b]Thiophenes

The following statement is a full description of this invention, including the best method of performing it known to me/us:-

SYNTHESIS OF 3-[4-(2-AMINOETHOXY)-
BENZOYL]-2-ARYL-6-HYDROXYBENZO[b]THIOPHENES

This invention is directed to novel chemical processes
5 for preparing 2-aryl-6-hydroxy-3-[4-(2-aminoethoxy)benzoyl]-
benzo[b]thiophenes.

The synthesis of aromatic ketones was reviewed by Gore
10 in **Olah, Friedel-Crafts and Related Reactions**, Volume 3, Part
1, Chapter XXXI (1964). Generally, an acyl component and an
aromatic substrate are reacted in the presence of a Lewis
acid catalyst to produce the aromatic ketone. Suitable Lewis
15 acid catalysts for this type of reaction include metal
halides such as aluminum chloride, aluminum bromide, ferric
chloride, ferric bromide, and boron trifluoride. See, **Olah,**
Friedel-Crafts and Related Reactions, Volume 1, Chapters II,
III, and IV (1963).

20 The class of compounds prepared by the present process
was first described in U.S. Patent No. 4,133,814. This
patent described a number of processes for preparing the
compounds, including the acylation of suitably protected 2-
arylbenzothiophenes. This patent taught the use of phenacyl,
25 halophenacyl, and alkyl protecting groups for the phenolic
hydroxyl groups. The alkyl protecting groups were removed by
treating the phenolic ethers with pyridine hydrochloride.
This patent also taught that the phenolic methyl ethers could
be cleaved without affecting the 3-aryloxy group by
30 reacting with boron tribromide; however, the yield of the 3-
aryloxy-substituted compound was low.

35 The process described in U.S. Patent No. 4,358,593 used
particularly advantageous protecting groups for preparing 6-
hydroxy-2-(4-hydroxyphenyl)-3-[4-(2-aminoethoxy)benzoyl]-
benzo[b]thiophenes. These advantageous protecting groups are
acetyl, substituted acetyl, benzoyl, alkylsulfonyl, and aryl-
sulfonyl groups. This patent taught the use of classical

Friedel-Crafts catalysts in the acylation of the protected 2-(4-hydroxyphenyl)-6-hydroxybenzo[b]thiophene, including metal halides such as aluminum chloride, aluminum bromide, zinc chloride, boron trifluoride, boron tribromide, titanium tetrachloride, titanium tetrabromide, stannic chloride, stannic bromide, bismuth trichloride, and ferric chloride. Subsequent to acylation, the protecting group was generally removed under basic conditions.

A particularly useful compound from this series of 2-aryl-3-[4-(2-aminoethoxy)benzoyl]benzo[b]thiophenes is 6-hydroxy-2-(4-hydroxyphenyl)-3-[4-(2-piperidinoethoxy)benzoyl]benzo[b]thiophene. This compound, as well as methods for its preparation, was first described in U.S. Patent No. 4,418,068. This compound is a nonsteroidal antiestrogen, useful for alleviating an estrogen-dependent pathological condition of an endocrine target organ.

An improved process for the synthesis of 6-hydroxy-2-(4-hydroxyphenyl)-3-[4-(2-aminoethoxy)benzoyl]benzo[b]thiophenes was described in U.S. Patent No. 4,380,635. These compounds were prepared by Friedel-Crafts acylation, using aluminum chloride as the catalyst, of a di-O-methyl-protected benzo[b]thiophene. The intermediate acylation product was demethylated by treating the acylation reaction mixture with a sulfur compound, such as methanethiol, ethanethiol, diethyl sulfide, and methionine. Unfortunately, the product of this reaction contained a number of undesirable impurities, which are difficult to remove from the benzothiophene, including but not limited to aluminum salts and various thioester by-products. Also, the product has an unpleasant residual thiol or sulfide odor.

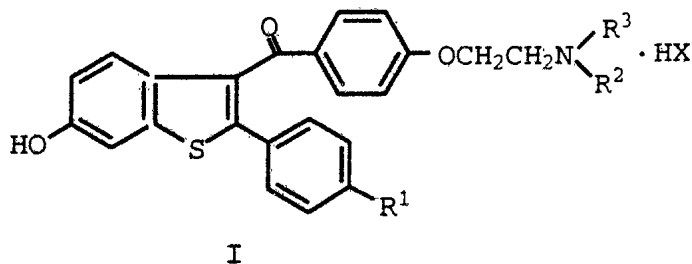
Boron halides, such as boron trichloride and boron tribromide, are useful for the cleavage of arylmethyl ethers. See Bahtt and Kulkarni, *Synthesis*, 249-282 (1983). Boron tribromide has previously been used to cleave arylmethyl ethers

in benzothiophene compounds. See German Patent No. DE 4117512 A1.

5 In accordance with the present invention, Applicants
have discovered a novel process for preparing 2-aryl-6-
hydroxy-3-[4-(2-aminoethoxy)benzoyl]benzo[b]thiophenes. This
inventive process has several advantages over the prior art
processes described in the literature. The process of the
10 present invention uses boron tribromide or boron trichloride
as the acylation catalyst in place of aluminum chloride.
Aluminum chloride is difficult to handle, especially on a
commercial scale. Also, a large amount of aluminum chloride,
typically six equivalents, is required for acylation and
15 dealkylation. Aluminum chloride produces a large amount of
aluminum by-products, which are insoluble in the work-up
solvents and difficult to remove from the pharmaceutically
active 2-aryl-6-hydroxy-3-[4-(2-aminoethoxy)benzoyl]benzo-
[b]thiophenes. The aluminum chloride-catalyzed reactions are
generally a heterogeneous mixture. The process of the
20 present invention is typically homogeneous, and the boron by-
products are soluble in the work-up solvents. Further, the
aluminum chloride-catalyzed dealkylation required the
addition of a mercaptan or a sulfide for cleavage of the
alkyl aryl ethers producing dialkyl sulfides, which exhibit
25 offensive odors. These mercaptans or sulfides are removable
by recrystallization; however, this produces a recrystal-
lization solvent with the odorous impurities. The process of
the present invention eliminates the use of aluminum and the
use of odorous mercaptans and sulfides. Typically, the art
30 processes produced a high quantity of related substances and
high levels of residual aluminum salts in the final product.
Representative related substances include 6-hydroxy-2-(4-
methoxyphenyl)-3-[4-(2-piperidinoethoxy)benzoyl]benzo[b]-
thiophene, 2-(4-hydroxyphenyl)-6-methoxy-3-[4-(2-piperidino-
ethoxy)benzoyl]benzo[b]thiophene, 6-hydroxy-3-(4-hydroxy-
benzoyl)-2-(4-hydroxyphenyl)benzo[b]thiophene, propyl 4-(2-
35 piperidinoethoxy)thiobenzoate, methyl 4-(2-piperidinoethoxy)-

benzoate, 6-hydroxy-2-(4-hydroxyphenyl)-3-[4-(2-piperidinoethoxy)benzoyl]-5-[4-(2-piperidinoethoxy)benzoyl]benzo[b]thiophene, and 6-hydroxy-2-(4-hydroxyphenyl)-3-[4-(2-piperidinoethoxy)benzoyl]-7-[4-(2-piperidinoethoxy)benzoyl]benzo[b]thiophene. The boron by-products are easily removed from the final product. Also, the present process avoids the disposal of aluminum waste. When the reaction is carried out in 1,2-dichloroethane, the reactions are homogeneous allowing the use of higher concentrations, and produce crystalline solvates that are readily isolated.

This invention is directed to an improved synthesis of 2-aryl-6-hydroxy-3-[4-(2-aminoethoxy)benzoyl]benzo[b]thiophenes which comprises acylating a suitably protected starting compound, and dealkylating the protected phenolic group(s) to provide the desired product. In accordance with the preferred aspect of the present invention, the acylation and dealkylation steps are performed successively in a single reaction vessel. More specifically, the present invention is directed to a process for preparing a crystalline solvate of a compound of the formula



wherein:

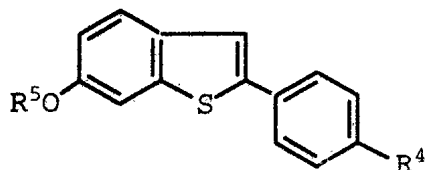
R^1 is hydrogen or hydroxyl;

R^2 and R^3 are independently C_1 - C_4 alkyl, or R^2 and R^3 together with the adjacent nitrogen atom form a heterocyclic ring selected from the group consisting of pyrrolidino, piperidino, hexamethyleneimino, and morpholino; and

HX is HCl or HBr ;

comprising the steps of:

(a) acylating a benzothiophene of the formula



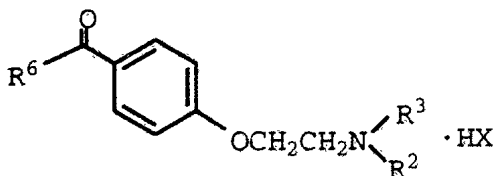
II

wherein:

5 R^4 is hydrogen or C_1 - C_4 alkoxy, and

R^5 is C_1 - C_4 alkyl,

with an acylating agent of the formula



III

10 wherein:

R^6 is chloro, bromo, or hydroxyl, and

HX, R^2 , and R^3 are as defined above,

in the presence of BX'_3 , wherein X' is chloro or bromo;

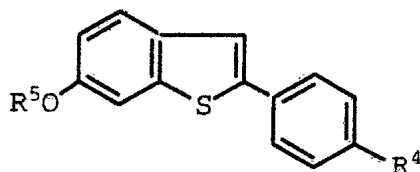
(b) dealkylating one or more phenolic groups by
 15 reacting with additional BX'_3 , wherein X' is as defined
 above; and

(c) isolating the crystalline solvate.

Further aspects of the present invention are crystalline
 20 solvates of 6-hydroxy-2-(4-hydroxyphenyl)-3-[4-(2-piperidino-
 ethoxy)benzoyl]benzo[b]thiophene hydrochloride, which are the
 novel products of the inventive process.

The present invention is also directed to a novel
 25 process for preparing a non-solvated crystalline form of 6-
 hydroxy-2-(4-hydroxyphenyl)-3-[4-(2-piperidinoethoxy)-
 benzoyl]benzo[b]thiophene hydrochloride, comprising the steps
 of:

(a) acylating a benzothiophene of the formula



II

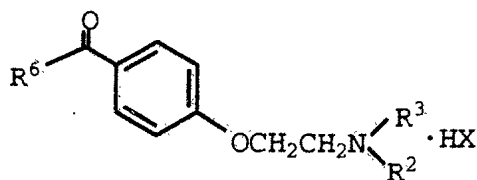
wherein:

R^4 is C_1 - C_4 alkoxy, and

R^5 is C_1 - C_4 alkyl,

5

with an acylating agent of the formula



III

wherein:

R^6 is chloro, bromo, or hydroxyl,

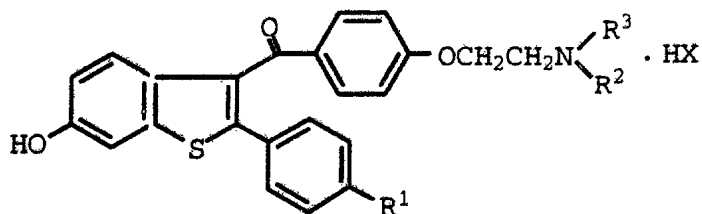
HX is HCl or HBr; and

R^2 and R^3 together with the adjacent nitrogen atom form a piperidino group;

in the presence of BX'_3 , wherein X' is chloro or bromo;

(b) dealkylating the phenolic groups of the acylation product of step (a) by reacting with additional BX'_3 , wherein X' is as defined above;

(c) isolating a crystalline solvate of a compound of the formula



I

wherein

R^1 is hydroxyl; and

HX, R^2 , and R^3 are as defined above;

10

15

20

(d) reacting said crystalline solvate in methanol, or in a mixture of methanol and water, with about one equivalent of base,

(e) optionally extracting the solution from step (d) with an aliphatic hydrocarbon solvent,

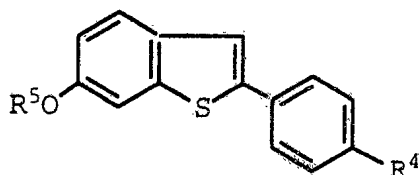
(f) adding about one equivalent of hydrochloric acid to the methanolic solution from step (d) or (e), and

(g) isolating the non-solvated crystalline compound.

In a preferred aspect of the present invention, the variables in the above processes are defined as follows: R^4 is methoxy, R^5 is methyl, R^6 is chloro, HX is HCl, BX'_3 is BCl_3 , the aliphatic hydrocarbon solvent is hexane or heptane, and the base is sodium hydroxide.

The present invention is also directed to a second process for preparing a non-solvated crystalline form of 6-hydroxy-2-(4-hydroxyphenyl)-3-[4-(2-piperidinoethoxy)-benzoyl]benzo[b]thiophene hydrochloride, comprising the steps of:

(a) acylating a benzothiophene of the formula



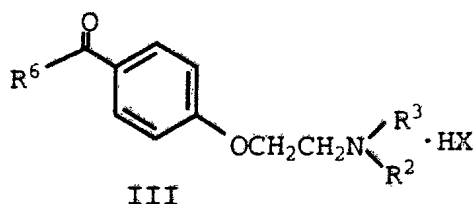
II

wherein:

R^4 is C_1 - C_4 alkoxy, and

R^5 is C_1 - C_4 alkyl,

with an acylating agent of the formula



III

wherein:

R^6 is chloro, bromo, or hydroxyl,

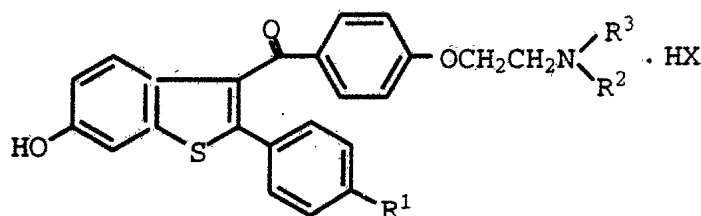
HX is HCl or HBr; and

R^2 and R^3 together with the adjacent nitrogen atom
5 form a piperidino group;

in the presence of BX'_3 , wherein X' is chloro or bromo;

(b) dealkylating the phenolic groups of the acylation
product of step (a) by reacting with additional BX'_3 , wherein
 X' is as defined above;

10 (c) isolating a crystalline solvate of a compound of
the formula



I

wherein

15 R^1 is hydroxyl; and

HX, R^2 , and R^3 are as defined above;

(d) dissolving said crystalline solvate in a hot
solution comprising methanol and water;

(e) optionally filtering the solution from step (d);

20 (f) concentrating the solution from step (d) or (e) by
distillation; and

(g) isolating the non-solvated crystalline compound.

25 In a preferred aspect of the present invention, the
variables in the above process are defined as follows: R^4 is
methoxy, R^5 is methyl, R^6 is chloro, HX is HCl, and BX'_3 is
 BCl_3 .

30 In the above formula, the term "C₁-C₄ alkyl" represents
a straight alkyl chain having from 1 to 4 carbon atoms.
Typical C₁-C₄ alkyl groups include methyl, ethyl, *n*-propyl,
and *n*-butyl. The term "C₁-C₄ alkoxy" represents groups such

as methoxy, ethoxy, n-propoxy, and n-butoxy. The preferred C₁-C₄ alkoxy group is methoxy.

5 The term "molar equivalents", as used herein, refers to the number of moles of the boron trihalide reagent in relation to the number of moles of the starting benzo-
thiophene compound. For example, three millimoles of boron trichloride reacted with one millimole of the benzothiophene
10 compound would represent three molar equivalents of boron trichloride.

The term "solvate" represents an aggregate that comprises one or more molecules of the solute, such as a
15 formula I compound, with a molecule of solvent.

Representative solvates are formed with methylene chloride, 1,2-dichloroethane, chloroform, and 1,2,3-trichloropropane.

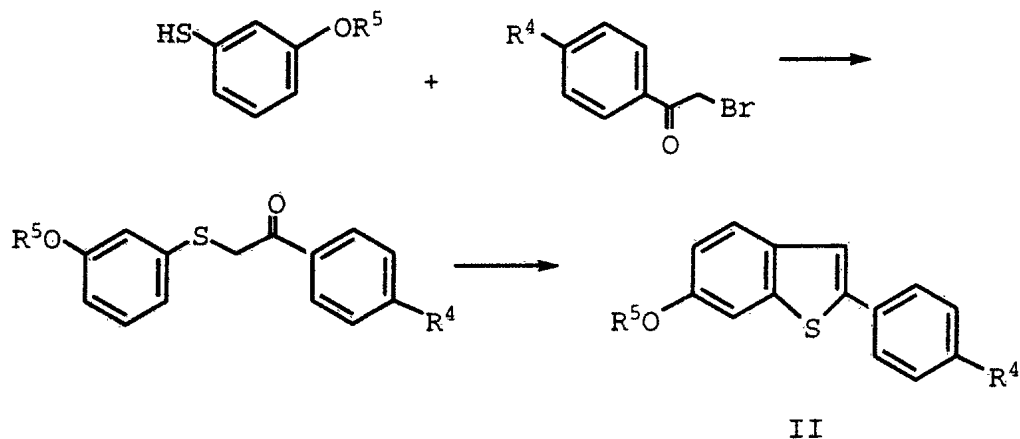
20 The process of the present invention is useful for the synthesis of a series of compounds having antiestrogenic and antiandrogenic activity. See U.S. Patent Nos. 4,418,068 and 4,133,814. Representative Formula I compounds, the products
of the process of this invention, include the following
compounds: 6-hydroxy-2-phenyl-3-[4-(2-dimethylaminoethoxy)-
benzoyl]benzo[b]thiophene, 6-hydroxy-2-(4-hydroxyphenyl)-3-
25 [4-(2-dimethylaminoethoxy)benzoyl]benzo[b]thiophene, 6-
hydroxy-2-phenyl-3-[4-(2-diethylaminoethoxy)benzoyl]benzo-
[b]thiophene, 6-hydroxy-2-(4-hydroxyphenyl)-3-[4-(2-diethyl-
aminoethoxy)benzoyl]benzo[b]thiophene, 6-hydroxy-2-phenyl-3-
[4-(2-diisopropylaminoethoxy)benzoyl]benzo[b]thiophene, 6-
30 hydroxy-2-(4-hydroxyphenyl)-3-[4-(2-diisopropylaminoethoxy)-
benzoyl]benzo[b]thiophene, 6-hydroxy-2-phenyl-3-[4-(2-di-n-
butylaminoethoxy)benzoyl]benzo[b]thiophene, 6-hydroxy-2-(4-
hydroxyphenyl)-3-[4-(2-di-n-butyl-aminoethoxy)benzoyl]benzo-
[b]thiophene, 6-hydroxy-2-phenyl-3-[4-(2-pyrrolidinoethoxy)-
35 benzoyl]benzo[b]thiophene, 6-hydroxy-2-(4-hydroxyphenyl)-3-
[4-(2-pyrrolidinoethoxy)benzoyl]benzo[b]thiophene, 6-hydroxy-
2-phenyl-3-[4-(2-piperidinoethoxy)benzoyl]benzo[b]thiophene,

6-hydroxy-2-(4-hydroxyphenyl)-3-[4-(2-piperidinoethoxy)-benzoyl]benzo[b]thiophene, 6-hydroxy-2-phenyl-3-[4-(2-hexamethyleneiminoethoxy)benzoyl]benzo[b]thiophene, 6-hydroxy-2-(4-hydroxyphenyl)-3-[4-(2-hexamethyleneiminoethoxy)benzoyl]benzo[b]thiophene, 6-hydroxy-2-phenyl-3-[4-(2-morpholinoethoxy)benzoyl]benzo[b]thiophene, 6-hydroxy-2-(4-hydroxyphenyl)-3-[4-(2-morpholinoethoxy)benzoyl]benzo[b]thiophene.

10 The preferred products of the claimed processes are the Formula I compounds wherein R^1 is hydroxyl, and R^2 and R^3 together with the adjacent nitrogen atom form a pyrrolidino, piperidino, or hexamethyleneimino group. Representative products from this preferred group include 6-hydroxy-2-(4-hydroxyphenyl)-3-[4-(2-pyrrolidinoethoxy)benzoyl]benzo[b]thiophene, 6-hydroxy-2-(4-hydroxyphenyl)-3-[4-(2-piperidinoethoxy)benzoyl]benzo[b]thiophene, and 6-hydroxy-2-(4-hydroxyphenyl)-3-[4-(2-hexamethyleneiminoethoxy)benzoyl]benzo[b]thiophene. More preferably, the products of the present invention are the Formula I compounds wherein R^2 and R^3 together with the adjacent nitrogen atom form a pyrrolidino or piperidino group. Representative products from this more preferred group include 6-hydroxy-2-(4-hydroxyphenyl)-3-[4-(2-pyrrolidinoethoxy)benzoyl]benzo[b]thiophene and 6-hydroxy-2-(4-hydroxyphenyl)-3-[4-(2-piperidinoethoxy)benzoyl]benzo[b]thiophene. Most preferably, the product of the present invention is the Formula I compound wherein R^1 is hydroxyl, and R^2 and R^3 together with the adjacent nitrogen atom form a piperidino group. This most preferred product is 6-hydroxy-2-(4-hydroxyphenyl)-3-[4-(2-piperidinoethoxy)benzoyl]benzo[b]thiophene.

35 The Formula II and III compounds, the starting materials for the present invention, can be prepared using standard synthetic organic methods. The Formula II starting compound can be readily obtained by a synthesis which is exemplified below in Preparation I and outlined in Scheme I.

Scheme I

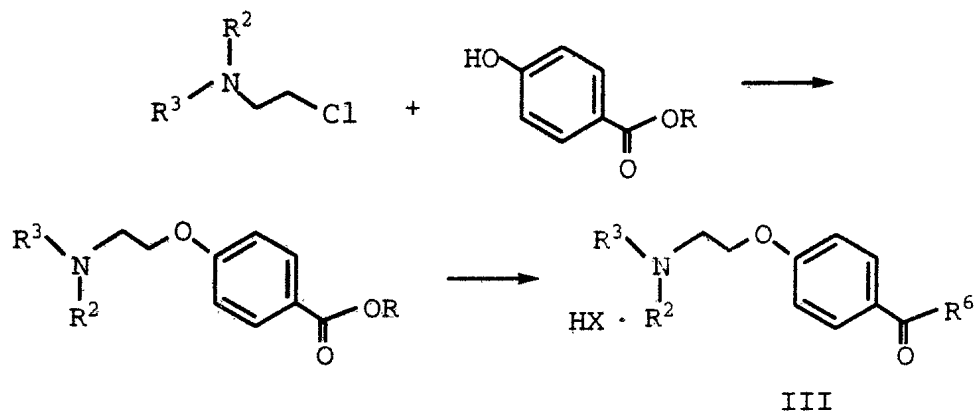


5

The Formula II compounds, wherein R^4 and R^5 are as defined above, can be prepared by first reacting a 3-alkoxybenzenethiol with phenacyl or 4'-alkoxyphenacyl bromide in the presence of a strong base. Suitable bases for this transformation include, but are not limited to, potassium hydroxide and sodium hydroxide. The reaction is typically carried out in ethanol or a mixture of water and ethanol at a temperature of about 0°C to about 50°C . The next step is cyclization of the arylphenacylsulfide. The cyclization is conveniently carried out by heating the arylphenacylsulfide in polyphosphoric acid. The cyclization is typically carried out at a temperature of about 80°C to about 120°C , preferably between 85°C and 90°C . The Formula II benzothiophene is typically purified by recrystallization. For example, when R^4 is methoxy and R^5 is methyl, the formula II compound may be recrystallized from ethyl acetate.

The acylating agent for the present process, a Formula III compound, can be prepared as shown in Scheme II, wherein the variables R^2 , R^3 , R^6 , and HX are as defined above and R is $\text{C}_1\text{-C}_4$ alkyl.

Scheme II



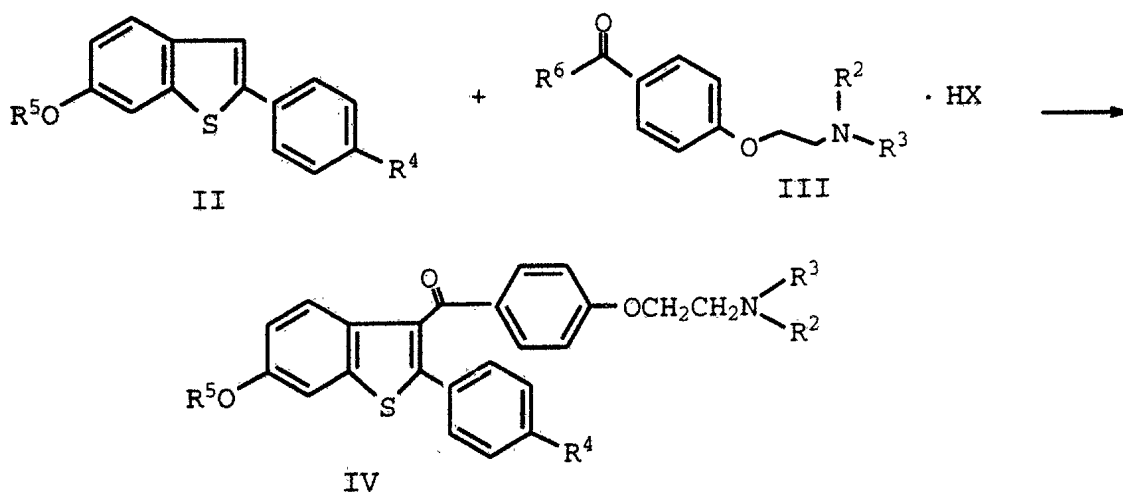
5 Generally, a C₁-C₄ alkyl 4-hydroxybenzoate is alkylated
 with a chloroethylamine in the presence of an inorganic base
 and the ester group hydrolyzed to produce the Formula III
 compounds, wherein R⁶ is hydroxyl. Examples of chloro-
 ethylamines that are useful for preparing the Formula I
 10 compounds are 1-(2-chloroethyl)piperidine, 4-(2-chloroethyl)-
 morpholine, and 1-(2-chloroethyl)pyrrolidine. Suitable
 inorganic bases for this alkylation include potassium
 carbonate and sodium carbonate. Suitable solvents for this
 alkylation are non-reactive polar organic solvents such as
 15 methyl ethyl ketone and dimethylformamide. The ester is
 hydrolyzed using standard synthetic methods, such as by
 reaction of the alkylated intermediate with an aqueous acid
 or base. For example, the ethyl ester is readily hydrolyzed
 by reaction with 5N sodium hydroxide in a water miscible
 20 organic solvent, such as methanol. Acidification of the
 reaction with concentrated hydrochloric acid produces the
 Formula III compound, wherein R⁶ is hydroxyl, as the
 hydrochloride salt.

25 The Formula III compounds, wherein R⁶ is chloro or
 bromo, can be prepared by halogenating the Formula III
 compounds wherein R⁶ is hydroxyl. Suitable halogenating
 agents include oxalyl chloride, thionyl chloride, thionyl
 bromide, phosphorous tribromide, triphosgene, and phosgene.

Preferably, R⁶ is chloro. Suitable solvents for this reaction include methylene chloride, 1,2-dichlorobenzene, and 1,2-dichloroethane. Preferably, the halogenation reaction is carried out in the same solvent as the subsequent acylation reaction. A catalytic amount of dimethylformamide, from about 0.05 to about 0.25 equivalents, is added to the chlorination reaction. When the reaction is carried out in 1,2-dichloroethane, the reaction is complete after about 2 to 5 hours at about 47°C. The Formula III compounds, wherein R⁶ is chloro, may be stored as a solid, or as a solution or mixture in methylene chloride, chloro-benzene, 1,2-dichlorobenzene, or 1,2-dichloroethane. Preferably, the chlorination reaction and acylation reaction are carried out successively in the same reaction vessel.

The 2-aryl-6-hydroxy-3-[4-(2-aminoethoxy)benzoyl[b]-thiophenes can be prepared by acylation and subsequent dealkylation of the phenolic groups in two distinct steps, or sequentially in a "one-pot" reaction. The step-wise synthesis is described in the following paragraphs. The acylated benzothiophene intermediate, a Formula IV compound, is prepared as shown in Scheme III, wherein R², R³, R⁴, R⁵, R⁶, and HX are as defined above.

Scheme III



5

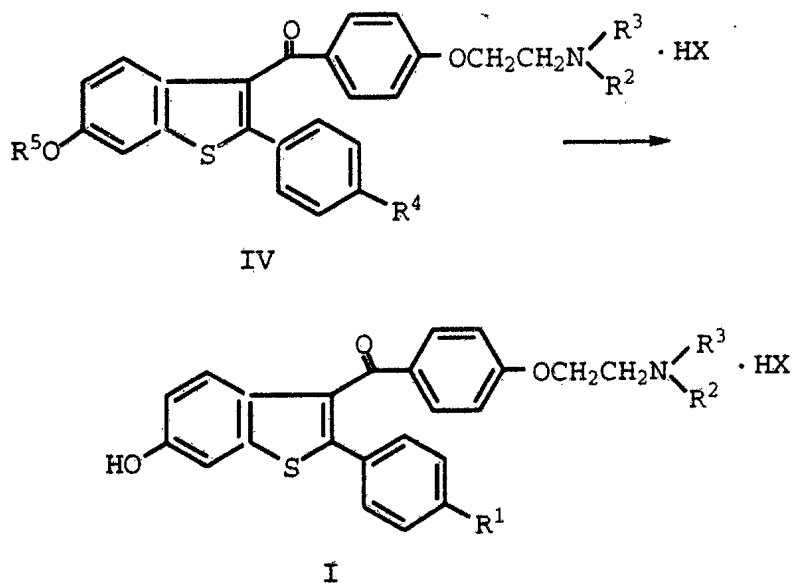
Generally, benzothiophene intermediate II is acylated with a Formula III compound, using boron trichloride or boron tribromide as the acylation catalyst. The reaction is carried out in an organic solvent, such as methylene chloride, 1,2-dichloroethane, 1,2-dichlorobenzene, bromobenzene, chloroform, 1,1,2,2-tetrachloroethane, 1,2,3-trichloropropane, and fluorobenzene. Preferably, the acylation is carried out in methylene chloride, or 1,2-dichloroethane. Most preferably, the acylation step is carried out in methylene chloride. The rate of acylation of the Formula II compound and the rate of dealkylation of the phenolic ethers of the Formula II and IV compounds varies with the choice of solvent, temperature of reaction, and choice of boron trihalide. Because the Formula II compounds having one or more unprotected phenolic groups will not acylate readily under these conditions, the amount of dealkylation must be minimized. Because boron tribromide is more preferred for dealkylation of phenolic ethers, the preferred boron trihalide for catalyzing acylation is boron trichloride. For boron trichloride-catalyzed reactions in methylene chloride, the acylation reaction can be performed at room temperature, with minimal dealkylation of the Formula II and IV compounds. In other solvents, the acylation

25

reaction is carried out at lower temperatures, such as -10°C to 10°C , to minimize the amount of dealkylation of the reaction starting material and product. When R^6 is chloro, at least 2 molar equivalents of the boron trihalide reagent are required for acylation. When the benzoic acid is used as an acylating agent ($\text{R}^6 = \text{OH}$), five equivalents of the boron trihalide are typically used. The Formula IV compound may be isolated as the hydrochloride or hydrobromide salt, or as the free base.

In the step-wise process, the acylated intermediate (Formula IV compound) is dealkylated to produce the Formula I compound as shown in Scheme IV, wherein R^1 , R^2 , R^3 , R^4 , R^5 , and HX are as defined above.

Scheme IV

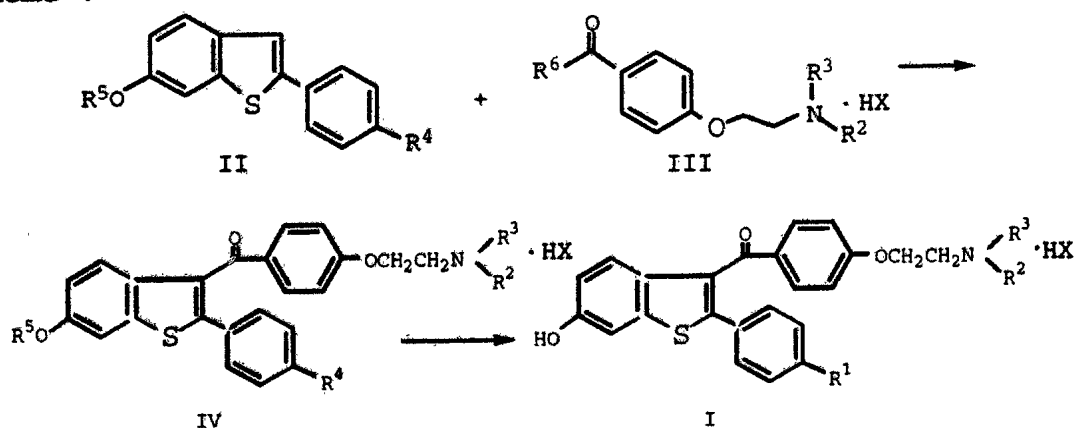


The Formula I compound can be produced by reacting the hydrochloride or hydrobromide salt of the Formula IV compound with boron tribromide or boron trichloride. The preferred boron trihalide for dealkylation is boron tribromide. This dealkylation reaction can be carried out in a variety of organic solvents, such as methylene chloride, 1,2-dichloroethane, chloroform, 1,1,2,2-tetrachloroethane, 1,2,3-

trichloropropane, 1,2-dichlorobenzene, and fluorobenzene. The preferred solvent is 1,2-dichloroethane. When the acid addition salt is used as a starting material, the amount of by-product resulting from dealkylation of the aminoethyl group is minimized. When methylene chloride is used as the solvent and the boron reagent is boron trichloride, the reaction is generally carried out at a temperature of about 55°C to about 75°C, producing the Formula I compound with no detectable cleavage of the aminoethyl group. In other solvents, such as chloroform, 1,2-dichloroethane, 1,2-dichloro-benzene, and fluorobenzene, the dealkylation occurs readily at ambient temperatures. For example, when 1,2-dichloroethane is the solvent, the reaction is generally carried out at 25°C to 35°C with no detectable cleavage of the aminoethyl group. At least four equivalents of the boron trihalide reagent are typically used for complete reaction within a reasonable time.

Preferably, the Formula I compounds are prepared by a "one-pot" synthesis from the Formula II and III compounds as shown in Scheme V, wherein R¹, R², R³, R⁴, R⁵, R⁶, and HX are as defined above.

Scheme V



The benzothiophene Formula II compound is acylated with the Formula III compound in the presence of boron trichloride or boron tribromide; boron trichloride is preferred for the

"one-pot" process. The reaction can be carried out in a variety of organic solvents, such as chloroform, methylene chloride, 1,2-dichloroethane, 1,2,3-trichloropropane, 1,1,2,2-tetrachloroethane, 1,2-dichlorobenzene, and fluorobenzene. The preferred solvent for this synthesis is 1,2-dichloroethane. The reaction is carried out at a temperature of about -10°C to about 25°C , preferably at 0°C . The reaction is best carried out at a concentration of the benzothiophene Formula II compound of about 0.2 M to about 1.0 M. The acylation reaction is generally complete after about two hours to about eight hours.

The acylated benzothiophene, the Formula IV compound, is converted to a Formula I compound without isolation. This conversion is performed by adding additional boron trihalide and heating the reaction mixture. Preferably, two to five molar equivalents of boron trichloride are added to the reaction mixture, most preferably three molar equivalents. This reaction is carried out at a temperature of about 25°C to about 40°C , preferably at 35°C . The reaction is generally complete after about 4 to 48 hours. The acylation/dealkylation reaction is quenched with an alcohol or a mixture of alcohols. Suitable alcohols for use in quenching the reaction include methanol, ethanol, and isopropanol. Preferably, the acylation/dealkylation reaction mixture is added to a 95:5 mixture of ethanol and methanol (3A). The 3A ethanol can be at room temperature or heated to reflux, preferably at reflux. When the quench is performed in this manner, the Formula I compound conveniently crystallizes from the resulting alcoholic mixture. Generally, 1.25 - 3.75 mL of alcohol per millimole of the benzothiophene starting material are used.

The crystalline product of this "one-pot" process, when BCl_3 is used, is isolated as the solvate of the hydrochloride salt. These crystalline solvates are obtained under a variety of conditions. The preparation of a solvate of the

Formula I compound, wherein R¹ is hydroxyl, HX is HCl, and R² and R³ together with the adjacent nitrogen atom form a piperidino group, was described previously. Jones et al., *J. Med. Chem.*, **27**, 1057 (1984). Generally, the form of the product of the present process is determined by choice of acylation/dealkylation solvent, boron trihalide, and work-up conditions.

A particularly useful solvate of the formula I compound is the 1,2-dichloroethane solvate. This solvate is prepared by carrying out the "one-pot" acylation/dealkylation process in 1,2-dichloroethane. When R¹ is hydroxyl, R² and R³ together with the adjacent nitrogen form a piperidino group, and HX is HCl, the 1,2-dichloroethane solvate can exist in two distinct forms. One crystalline solvate form, termed crystal form I, is prepared by quenching the boron trichloride-catalyzed acylation/dealkylation reaction with ethanol. Preferably, a mixture of ethanol and methanol (95:5) is used in the preparation of this crystal form. This particular crystal form is characterized by the X-ray diffraction pattern shown in Table 1.

Table 1. X-ray Diffraction Pattern for Crystal Form I.

d-line spacing (Angstroms)	I/I ₀ (x100)
16.1265	3.80
10.3744	8.63
8.3746	5.29
7.9883	36.71
7.2701	5.06
6.5567	70.77
6.2531	6.79
5.5616	24.05
5.3879	100.00
5.0471	89.64
4.7391	85.96

	d-line spacing (Angstroms)	I/I ₀ (x100)
	4.6777	39.36
	4.6332	62.60
5	4.5191	77.56
	4.2867	36.82
	4.2365	41.66
	4.1816	49.60
	4.0900	11.28
10	3.9496	11.85
	3.7869	36.25
	3.7577	56.16
	3.6509	40.62
	3.5751	15.65
15	3.5181	21.52
	3.4964	18.53
	3.4361	33.60
	3.3610	6.21
	3.3115	4.95
20	3.2564	7.36
	3.2002	3.80
	3.1199	15.77
	3.0347	14.84
	2.8744	9.67
25	2.8174	10.82
	2.7363	11.51

The amount of 6-hydroxy-2-(4-hydroxyphenyl)-3-[4-(2-piperidinoethoxy)benzoyl]benzo[b]thiophene hydrochloride present in the crystalline material is about 87.1%, as determined using the high performance liquid chromatography (HPLC) assay described below. The amount of 1,2-dichloroethane present in the crystalline material is about 0.55 molar equivalents, as determined by proton nuclear magnetic resonance spectroscopy.

A large, analytically pure single crystal of the form I 1,2-dichloroethane solvate was prepared for single crystal X-ray analysis. This single crystal was prepared by placing a saturated methanolic solution of 6-hydroxy-2-(4-hydroxy-phenyl)-3-[4-(2-piperidinoethoxy)benzoyl]benzo[b]thiophene hydrochloride in an atmosphere saturated with 1,2-dichloroethane (see Example 8). A total of 8419 reflections with 2θ less than 116° were collected, and used to solve the structure. The X-ray structure clearly shows that the crystalline material is a 1,2-dichloroethane solvate having a 1:2 ratio of solvent to solute molecules. The theoretical X-ray powder diffraction pattern spectrum, calculated from the single crystal X-ray data, is identical to that listed in Table 1, indicating that both solvates are identical.

A second crystalline solvate form, termed crystal form II, is similar to crystal form I. This second form is prepared by quenching the boron trichloride-catalyzed acylation/dealkylation reaction carried out in 1,2-dichloroethane with methanol. Alternatively, the boron trichloride-catalyzed acylation/dealkylation reaction using 1,2,3-trichloropropane as the solvent, produces a 1,2,3-trichloropropane solvate of this form. This particular crystal form is characterized by the X-ray diffraction pattern shown in Table 2.

Table 2. X-ray Diffraction Pattern for Crystal Form II.

d-line spacing (Angstroms)	I/I ₀ (x100)
10.4311	22.64
8.9173	10.73
8.4765	5.31
8.0095	50.39
7.3068	4.23
6.6094	79.23
5.6196	22.34
5.4223	89.86

	d-line spacing (Angstroms)	I/I ₀ (x100)
	5.1959	11.81
	5.0746	74.90
5	4.8017	100.00
	4.7262	57.97
	4.6569	53.35
	4.5378	96.75
	4.4376	10.83
10	4.3397	56.89
	4.2782	48.23
	4.2129	40.94
	4.1037	12.80
	3.9880	14.76
15	3.8863	8.17
	3.7999	42.13
	3.7662	57.09
	3.6738	38.58
	3.5701	18.50
20	3.5393	19.00
	3.4622	39.57
	3.3867	5.02
	3.3321	4.33
	3.2686	6.79
25	3.1535	14.86
	3.0450	13.58
	2.9028	12.30
	2.8302	19.59
	2.7544	12.30
30	2.6366	6.89

The amount of 6-hydroxy-2-(4-hydroxyphenyl)-3-[4-(2-piperidinoethoxy)benzoyl]benzo[b]thiophene hydrochloride present in the crystalline material is about 86.8%. The amount of 1,2-dichloroethane present in the crystalline material is about 6.5%, as determined by gas chromatography.

Another crystalline solvated form is termed crystal form III. This particular form is prepared by the boron trichloride-catalyzed acylation/dealkylation process using methylene chloride or chloroform as the solvent. This particular crystal form is characterized by the X-ray diffraction pattern shown in Table 3.

Table 3. X-ray Diffraction Pattern for Crystal Form III.

	d-line spacing (Angstroms)	I/I ₀ (x100)
10	10.3696	14.40
	8.9032	10.19
	8.3125	7.61
15	7.9818	41.03
	7.2036	7.34
	6.5411	74.18
	6.2367	6.39
	5.5539	20.11
20	5.3689	100.00
	5.0272	95.92
	4.7085	89.13
	4.6406	73.37
	4.6199	77.58
25	4.5347	69.70
	4.4818	49.86
	4.2589	47.69
	4.2067	44.43
	4.1659	44.16
	4.0957	11.96
30	3.9347	11.28
	3.7818	40.90
	3.7614	53.53
	3.6375	36.68
35	3.5773	20.11
	3.5037	25.14
	3.4409	32.34

	d-line spacing (Angstroms)	I/I ₀ (x100)
	3.4270	39.54
	3.3088	12.64
5	3.2611	9.65
	3.1046	12.77
	3.0263	17.53
	2.8536	8.29
	2.8131	12.09
10	2.7309	8.97









The amount of 6-hydroxy-2-(4-hydroxyphenyl)-3-[4-(2-piperidinoethoxy)benzoyl]benzo[b]thiophene hydrochloride present in the crystalline material is about 80.4%, as determined by HPLC analysis. The amount of chloroform present in the crystalline material is about 0.42 molar equivalents, as determined by proton nuclear magnetic resonance spectroscopy.

20 A preferred crystalline form of 6-hydroxy-2-(4-hydroxy-
phenyl)-3-[4-(2-piperidinoethoxy)benzoyl]benzo[b]thiophene
hydrochloride is a non-solvated crystal form. This
particular form is preferred for use in the preparation of
pharmaceutical formulations because of the absence of solvent
that could affect the patient. This particular crystal form
can be prepared by recrystallization of the solvated hydro-
chloride salt produced by the boron trichloride-catalyzed
acylation/dealkylation process. In the preferred
recrystallization process, the solvated hydrochloride salt is
added to a solution of sodium hydroxide in methanol or a
mixture of methanol and water. At least one equivalent of
base is used for dissolution and to ensure that the
hydrochloride salt is converted to the free base. Activated
carbon is optionally added to the resulting solution to
facilitate removal of impurities. The mixture is optionally
filtered to remove the activated carbon, if present, and any
insoluble impurities. The filtrate is optionally extracted

with an aliphatic hydrocarbon solvent, such as hexane or heptane, to remove the organic solvent used in the acylation/dealkylation reaction. The extraction step is required when the acylation/dealkylation reaction is carried out in aromatic solvents, such as fluoro-benzene, bromobenzene, and *o*-dichlorobenzene. The methanol solution is acidified with hydrochloric acid, such as gaseous or aqueous hydrochloric acid, causing crystallization of 6-hydroxy-2-(4-hydroxyphenyl)-3-[4-(2-piperidinoethoxy)-benzoyl]benzo[b]thiophene as the non-solvated hydrochloride salt. The resulting crystalline slurry is preferably stirred at ambient temperature for about one to about two hours to ensure complete crystallization. The non-solvated crystalline form is isolated by filtration, followed by drying *in vacuo*. This particular crystal form is characterized by the X-ray diffraction pattern shown in Table 4.

Table 4. X-ray Diffraction Pattern for Non-solvated Crystal Form.

	d-line spacing (Angstroms)	I/I ₀ (x100)
	13.3864	71.31
	9.3598	33.16
	8.4625	2.08
	7.3888	7.57
	6.9907	5.80
	6.6346	51.04
	6.1717	29.57
	5.9975	5.67
	5.9135	9.87
	5.6467	38.47
	5.4773	10.54
	5.2994	4.74
	4.8680	4.03
	4.7910	5.98

	d-line spacing (Angstroms)	I/I ₀ (x100)
	4.6614	57.50
	4.5052	5.75
5	4.3701	9.03
	4.2516	69.99
	4.2059	57.64
	4.1740	65.07
	4.0819	12.44
10	3.9673	22.53
	3.9318	100.00
	3.8775	9.07
	3.7096	33.38
	3.6561	21.65
15	3.5576	3.36
	3.5037	7.97
	3.4522	18.02
	3.4138	4.65
	3.2738	10.23
20	3.1857	8.90
	3.1333	6.24
	3.0831	9.43
	3.0025	12.13
	2.9437	4.96
	2.8642	7.70
25	2.7904	11.95
	2.7246	3.05
	2.6652	3.32
	2.5882	7.30

The amount of 6-hydroxy-2-(4-hydroxyphenyl)-3-[4-(2-piperidinoethoxy)benzoyl]benzo[b]thiophene hydrochloride present in the crystalline material is at least 95%.

A second process for preparation of the non-solvated crystalline material is crystallization of certain solvated forms of 6-hydroxy-2-(4-hydroxyphenyl)-3-[4-(2-

piperidinoethoxy)benzoyl]benzo[b]thiophene hydrochloride. Generally, the solvated hydrochloride salt is dissolved in a hot solution, from about 50°C to about the reflux temperature, comprising methanol and water, where the water is about three percent to about ten percent by volume. The resulting solution can be filtered to remove insoluble impurities. The solution, or the filtrate, is concentrated by distillation of the solvent, producing the non-solvated crystalline material. This non-solvated crystalline material is isolated using standard techniques, such as by filtration and drying. This hot methanol/water crystallization process can be used for the preparation of the non-solvated crystal form from certain crystalline solvates, wherein the boiling point of the solvent in the solvate is less than about 85°C.

The non-solvated crystalline material is more pure than the material produced by the processes described in the above-referenced patents. The present material is free of aluminum impurities, as well as, chlorinated aliphatic hydrocarbon solvents and aromatic solvents. This non-solvated crystalline form is particularly preferred for use in the manufacture of pharmaceutical compositions.

The following examples further illustrate the present invention. The examples are not intended to be limiting to the scope of the invention in any respect, and should not be so construed. All experiments were run under positive pressure of dry nitrogen. All solvents and reagents were used as obtained. The percentages are generally calculated on a weight (w/w) basis; except for HPLC solvents which are calculated on a volume (v/v) basis. Proton nuclear magnetic resonance (^1H NMR) spectra were obtained on a Bruker AC-300 FTNMR spectrometer at 300.135 MHz. Melting points were determined by differential scanning calorimetry (DSC) in a TA Instrument DCS 2920 using a closed cell and a heating rate of 2°C/minute. The X-ray powder diffraction spectra were

obtained in a Siemens D5000 X-Ray Powder Diffraktometer, using copper radiation and a Si(Li) detector.

5 The reactions were generally monitored for completion using high performance liquid chromatography (HPLC). The reaction producing the acid chloride, the Formula III compound wherein R⁶ is chloro, was monitored using a Zorbax RX-C8 column (25 cm x 4.6 mm ID, 5 μparticle), eluting with a mixture of 60 mM phosphate (KH₂PO₄) and 10 mM octane-10 sulfonate (pH 2.0)/acetonitrile (60:40). The Formula III compound was derivatized with methanol, and analyzed using a methyl ester reference standard. The reaction was monitored by the addition of about 0.3 mL of the acid chloride solution to 1 mL of HPLC grade methanol. The resulting mixture was 15 shaken vigorously and allowed to derivatize. After thirty minutes, acetonitrile (6 mL) was added followed by dilution to 100 mL with the eluent described above.

20 The acylation, dealkylation, or acylation/dealkylation reactions were also monitored for completion by HPLC. A sample of the reaction mixture was assayed using a Zorbax RX-C8 column (25 cm x 4.6 mm ID, 5 μparticle), eluting with a gradient as shown below:

GRADIENT SOLVENT SYSTEM

Time (min.)	A (%)	B (%)
0	60	40
5	60	40
10	45	55
20	38	62
25	45	55
32	45	55
37	60	40
42	60	40

A: 0.05 M HClO₄ (pH=2.0)

B: acetonitrile

5 The reaction mixture was analyzed by diluting a 0.1 mL to 0.2 mL sample to 50 mL with a 60:40 mixture of A/B. Similarly, the mother liquor of the recrystallizations was sampled in a similar manner.

10 The amount (percentages) of 6-hydroxy-2-(4-hydroxy-phenyl)-3-[4-(2-piperidinoethoxy)benzoyl]benzo[b]thiophene hydrochloride in the crystalline material (purity) was determined by the following method. A sample of the crystalline solid (5 mg) was weighed into a 100-mL volumetric flask, and dissolved in a 70/30 (v/v) mixture of 75 mM
15 potassium phosphate buffer (pH 2.0) and acetonitrile. An aliquot of this solution (10 μ L) was assayed by high performance liquid chromatography, using a Zorbax RX-C8 column (25 cm x 4.6 mm ID, 5 μ particle) and UV detection (280 nm). The following gradient solvent system was used:

20 Gradient Solvent System (Purity)

time (min)	A (%)	B (%)
0	70	30
12	70	30
14	25	75
16	70	30
25	70	30

25 A: 75 mM KH₂PO₄ buffer (pH 2.0)

30 B: acetonitrile

35 The percentage of 6-hydroxy-2-(4-hydroxyphenyl)-3-[4-(2-piperidinoethoxy)benzoyl]benzo[b]thiophene hydrochloride in the sample was calculated using the peak area, slope (m), and intercept (b) of the calibration curve with the following equation:

$$\% \text{ purity} = \frac{\text{peak area} - b}{m} \times \frac{\text{sample volume (mL)}}{\text{sample weight (mg)}}$$

5 The amount (percentage) of solvent, such as methanol, ethanol, or 1,2-dichloroethane, present in the crystalline material can be determined by gas chromatography. A sample of the crystalline solid (50 mg) was weighed into a 10-mL volumetric flask, and dissolved in a solution of 2-butanol (0.025 mg/mL) in dimethylsulfoxide. A sample of this
10 solution was analyzed on a gas chromatograph using a DB Wax column (30 m x 0.53 mm ID, 1 μ particle), with a column flow of 10 mL/min and flame ionization detection. The column temperature was heated from 35°C to 230°C over a 12 minute period. The amount of solvent was determined by comparison
15 to the internal standard (2-butanol), using the following formula:

$$\% \text{ solvent} = \frac{C}{D} \times \frac{E}{F} \times \frac{G}{H} \times I$$

20 wherein:

C = ratio of solvent in sample

D = average ratio of standard for specific solvent

E = average weight of standard

F = weight of sample (mg)

25 G = volume of sample (10 mL)

H = volume of standard (10,000 mL)

I = purity of standard (%)

Preparation 1

30 6-Methoxy-2-(4-methoxyphenyl)benzo[b]thiophene

A solution of 3-methoxybenzenethiol (100 grams) and potassium hydroxide (39.1 grams) in water (300 mL) was added to denatured ethanol (750 mL), and the resulting mixture
35 cooled to about 0°C. The cold mixture was treated with 4'-

methoxyphenacyl bromide (164 grams) in several small portions. Upon complete addition, the mixture was cooled for an additional ten minutes, then allowed to warm to room temperature. After three hours, the mixture was concentrated *in vacuo*, and the residue treated with water (200 mL). The resulting mixture was treated with ethyl acetate, and the phases were separated. The organic phase was washed with water (2x), sodium bicarbonate solution (2x), and sodium chloride solution (2x). The organic phase was then dried over magnesium sulfate, filtered, and evaporated to dryness *in vacuo* to give 202 grams of α -(3-methoxyphenylthio)-4-methoxyacetophenone. This crude product was crystallized from methanol and washed with hexane to give 158 grams. Melting point 53°C.

Polyphosphoric acid (930 grams) was heated to 85°C and treated with the intermediate product from above (124 grams) in small portions over 30 minutes. Upon complete addition, the resulting mixture was stirred at 90°C. After an additional 45 minutes, the reaction mixture was allowed to cool to room temperature. This mixture was treated with crushed ice while the mixture was cooled in an ice bath. The resulting mixture was treated with water (100 mL) producing a light pink precipitate. The precipitate was isolated by filtration, washed with water and methanol, and dried *in vacuo* at 40°C to give 119 grams of 6-methoxy-2-(4-methoxyphenyl)benzo[b]thiophene. This crude product was slurried in hot methanol, filtered, and washed with cold methanol. The resulting solid material was recrystallized from ethyl acetate (4 liters), filtered, washed with hexane, and dried *in vacuo* to 68 grams of the title compound. Melting point 187-190.5°C.

Preparation 2

Ethyl 4-(2-Piperidinoethoxy)benzoate

5 A mixture of ethyl 4-hydroxybenzoate (8.31 g), 1-(2-chloroethyl)piperidine monohydrochloride (10.13 g), potassium carbonate (16.59 g), and methyl ethyl ketone (60 mL) was heated to 80°C. After one hour, the mixture was cooled to about 55°C and treated with additional 1-(2-chloroethyl)-piperidine monohydrochloride (0.92 g). The resulting mixture
10 was heated to 80°C. The reaction was monitored by thin layer chromatography (TLC), using silica-gel plates and ethyl acetate/acetonitrile/triethylamine (10:6:1, v/v). Additional portions of 1-(2-chloroethyl)piperidine hydrochloride are added until the starting 4-hydroxybenzoate ester was
15 consumed. Upon complete reaction, the reaction mixture was treated with water (60 mL) and allowed to cool to room temperature. The aqueous layer was discarded and the organic layer concentrated *in vacuo* at 40°C and 40 mm Hg. The resulting oil was used in the next step without further
20 purification.

Preparation 3

4-(2-Piperidinoethoxy)benzoic Acid Hydrochloride

25 A solution of the compound prepared as described in Preparation 2 (about 13.87 g) in methanol (30 mL) was treated with 5 N sodium hydroxide (15 mL), and heated to 40°C. After 4 1/2 hours, water (40 mL) was added. The resulting mixture was cooled to 5-10°C, and concentrated hydrochloric acid (18 mL) was added slowly. The title compound crystallized during acidification. This crystalline product was collected by filtration, and dried *in vacuo* at 40-50°C to give 83%
30 yield of the title compound. Melting point 270-271°C.

Preparation 4**4-(2-Piperidinoethoxy)benzoyl Chloride Hydrochloride**

5 A solution of the compound prepared as described in
Preparation 3 (30.01 g) and dimethylformamide (2 mL) in
methylene chloride (500 mL) was treated with oxalyl chloride
(10.5 mL) over a 30-35 minute period. After stirring for
about 18 hours, the reaction was assayed for completion by
HPLC analysis. Additional oxalyl chloride may be added to
10 the reaction if the starting carboxylic acid is present.
Upon completion, the reaction solution was evaporated to
dryness *in vacuo*. The residue was dissolved in methylene
chloride (200 mL), and the resulting solution evaporated to
dryness. This dissolution/evaporation procedure was repeated
15 to give the title compound as a solid. The title compound
may be stored as a solid or as a 0.2 M solution in methylene
chloride (500 mL).

Example 1**6-Methoxy-2-(4-methoxyphenyl)-3-[4-(2-
20 piperidinoethoxy)benzoyl]-benzo[b]thiophene Hydrochloride**

25 A mixture of the compound prepared as described in
Preparation 1 (8.46 grams) and the acid chloride prepared as
described in Preparation 4 (10.0 grams) in methylene chloride
(350 mL) was cooled to about 20-25°C. The cool mixture was
treated with boron trichloride (2.6 mL), and the resulting
mixture mechanically stirred. The reaction was monitored by
HPLC using the assay described above. After 85 minutes, the
30 *in situ* HPLC yield based on a 6-methoxy-2-(4-methoxyphenyl)-
3-[4-(2-piperidinoethoxy)benzoyl]benzo[b]thiophene standard
was 88%.

Example 2

6-Hydroxy-2-(4-hydroxyphenyl)-3-[4-(2-piperidinoethoxy)benzoyl]-benzo[b]thiophene Hydrochloride
1,2-Dichloroethane Solvate
(Crystal Form I)

A solution of 6-methoxy-2-(4-methoxyphenyl)-3-[4-(2-piperidinoethoxy)benzoyl]benzo[b]thiophene hydrochloride (2.0 g) in 1,2-dichloroethane (20 mL) was treated with boron trichloride (2.0 mL). The resulting mixture was stirred at 35°C for about 18 hours. A mixture of ethanol and methanol (10 mL, 95:5, 3A) was treated with the reaction mixture from above, causing the alcoholic mixture to reflux. Upon complete addition, the resulting crystalline slurry was stirred at 25°C. After one hour, the crystalline product was filtered, washed with cold ethanol (10 mL), and dried at 40°C in vacuo to give 1.78 g of the title compound. The X-ray powder diffraction pattern is identical to that reported in Table 1. Melting point 255°C.

Purity: 80.2%

1,2-Dichloroethane: 7.5% (gas chromatography)

Example 3

6-Hydroxy-2-(4-hydroxyphenyl)-3-[4-(2-piperidinoethoxy)benzoyl]-benzo[b]thiophene Hydrochloride
Methylene Chloride Solvate
(Crystal Form III)

A mixture of the compound prepared as described in Preparation 1 (7.54 grams) in methylene chloride (10 mL) and the acid chloride prepared as described in Preparation 4 (140 mL, 0.21 M solution in methylene chloride) was placed in a sealed reaction vessel (Hastalloy Parr). The solution was cooled to 0°C and treated with boron trichloride (7.2 mL). The resulting reaction mixture was stirred at room temperature. After three hours, the reaction was cooled in an ice bath for 10 minutes. A second portion of boron

trichloride (4.8 mL) was added to the reaction mixture, and the mixture was heated to 75°C. After 2.5 hours, the reaction mixture was cooled to about 15°C. The cool mixture was treated with tetrahydrofuran (15 mL) and methanol (45 mL). This mixture was stirred for about one hour at 18°C, producing a crystalline solid. The crystalline solid was removed by filtration, rinsed with cold methanol (45 mL), and dried *in vacuo* at 40°C for 18 hours, to give 12.5 grams of the title compound. The X-ray powder diffraction pattern is identical to that reported in Table 3. Melting point 207°C.

Purity: 81.8%

Methylene chloride: 0.4 molar equivalents (¹H NMR)

Example 4

6-Hydroxy-2-(4-hydroxyphenyl)-3-[4-(2-piperidinoethoxy)benzoyl]-benzo[b]thiophene Hydrochloride
1,2-Dichloroethane Solvate
(Crystal Form I)

A mixture of the compound prepared as described in Preparation 3 (15 g) and dimethylformamide (0.2 mL) in 1,2-dichloroethane (250 mL) was cooled to 0°C. Phosgene (8.25 mL) was condensed in a cold, jacketed addition funnel (-10°C), and added to the cold mixture over a period of two minutes. The resulting mixture was heated to about 47°C. After about two and one half hours, the reaction was assayed by HPLC for completion. Additional phosgene may be added to drive the reaction to completion. Excess phosgene was removed by vacuum distillation at 30-32°C and 105-110 mm Hg.

After about three to four hours, the reaction solution was treated with the compound prepared as described in Preparation 1 (13.52 g). The resulting solution was cooled to 0°C. Boron trichloride (12.8 mL) was condensed in a graduated cylinder, and added to the cold reaction mixture.

After eight hours at 0°C, the reaction solution was treated with additional boron trichloride (12.8 mL). The resulting solution was heated to 30°C. After 15 hours, the reaction was monitored for completion by HPLC.

5

A mixture of ethanol and methanol (125 mL, 95:5, 3A) was heated to reflux, and treated with the reaction solution from above over a 60 minute period. Upon complete addition, the acylation/demethylation reaction flask was rinsed with additional 3A ethanol (30 mL). The resulting slurry was allowed to cool to room temperature with stirring. After one hour at room temperature, the crystalline product was filtered, washed with 3A ethanol (75 mL), and dried at 40°C in vacuo to give 25.9 g of the title compound. The X-ray powder diffraction pattern is reported in Table 1. Melting point 261°C.

10

15

Purity: 87.1%

1,2-Dichloroethane: 0.55 molar equivalents (¹H NMR)

Example 5

6-Hydroxy-2-(4-hydroxyphenyl)-3-[4-(2-piperidinoethoxy)benzoyl]-benzo[b]thiophene Hydrochloride
1,2-Dichloroethane Solvate
(Crystal Form II)

20

25

A mixture of the compound prepared as described in Preparation 1 (2.92 g), the compound prepared as described in Preparation 4 (3.45 g), and 1,2-dichloroethane (52 mL) was cooled to about 0°C. Boron trichloride gas was condensed into a cold graduated cylinder (2.8 mL), and added to the cold mixture described above. After eight hours at 0°C, the reaction mixture was treated with additional boron trichloride (2.8 mL). The resulting solution was heated to 35°C. After 16 hours, the reaction was complete.

35

Methanol (30 mL) was treated with the reaction mixture from above over a 20-minute period, causing the methanol to

reflux. The resulting slurry was stirred at 25°C. After one hour, the crystalline product was filtered, washed with cold methanol (8 mL), and dried at 40°C *in vacuo* to give 5.14 g of the title compound. The X-ray powder diffraction pattern is reported in Table 2. Melting point 225°C.

Purity: 86.8%

1,2-Dichloroethane: 6.5% (gas chromatography)

Example 6

6-Hydroxy-2-(4-hydroxyphenyl)-3-[4-(2-piperidinoethoxy)benzoyl]-benzo[b]thiophene Hydrochloride

The compound prepared as described in Example 4 (4.0 grams) was slurried in methanol (30 mL) at room temperature. The resulting mixture was treated with a solution of sodium hydroxide (0.313 grams) in methanol (10 mL). After complete dissolution, activated carbon (0.4 grams, Darco G-60, Aldrich Chem. Co., Inc., Milwaukee, WI) was added to the solution. After 30 minutes, the slurry was filtered through Whatman #1 filter paper precoated with diatomaceous earth (Hyflo Super Cel[®], Aldrich Chem. Co.). The filter cake was rinsed with methanol (10 mL). The combined filtrate was treated (dropwise) with 2N hydrochloric acid (4 mL). The resulting slurry was stirred for 60 minutes at room temperature, and filtered. The filter cake was rinsed with cold methanol (14 mL, 0°C), and dried *in vacuo* at 60°C for about 18 hours to give 3.00 grams of an off-white free flowing powder. The X-ray powder diffraction pattern was the same as that shown in Table 4. Melting point 262°C.

Purity: 99.1%

Related substances: 0.85%

Example 7

6-Hydroxy-2-(4-hydroxyphenyl)-3-[4-(2-piperidinoethoxy)-benzoyl]benzo[b]thiophene Hydrochloride 1,2-Dichloroethane Solvate (Crystal Form I)

5 A saturated solution of 6-hydroxy-2-(4-hydroxyphenyl)-3-[4-(2-piperidinoethoxy)benzoyl]benzo[b]thiophene hydrochloride was produced by stirring a slurry of the compound prepared as described in Example 6 in methanol at room temperature overnight. This mixture was filtered (Whatman #1 filter paper). A portion of the filtrate (20-25 mL) was placed in a 10 50 mL Erlenmeyer flask. This flask was placed within a glass jar (3.5 in. x 4 in.) containing 1,2-dichloroethane (about 10 mL). The jar was sealed and the combination was allowed to stand at room temperature. After 24 hours, single crystals had 15 crystallized from the methanol solution. These crystals were filtered and dried in vacuo. Melting point 273°C. The crystal structure was determined with a Siemens R3m/V automated four-circle diffractometer using monochromatic copper radiation ($\lambda = 1.54178\text{\AA}$). The crystal structure was solved using the 20 direct methods routine TREF of the SHELXTL PLUS program library. Full-matrix least-squares refinement was conducted with anisotropic temperature factors for all atoms except 25 hydrogens, which were included at calculated positions with isotropic temperature factors. The final R-factor was 8.02%. The crystal data is shown below.

Crystal Data

30

Space group	C2/C
Unit all dimensions	a = 20.720(7) Å
	b = 9.492(2) Å
	c = 28.711(4) Å
	$\beta = 96.50(2)^\circ$
Volume	5610(2) Å ³
Density (calc.)	1.409 mg/m ³
Absorption coefficient	3.951 mm ⁻¹

35

The X-ray structure clearly shows that the crystalline material is a 1,2-dichloroethane solvate having a 1:2 ratio of molecules of 1,2-dichloroethane to molecules of 6-hydroxy-2-(4-hydroxyphenyl)-3-[4-(2-piperidinoethoxy)benzoyl]benzo[b]thiophene hydrochloride.

Example 8

6-Hydroxy-2-(4-hydroxyphenyl)-3-[4-(2-piperidinoethoxy)-benzoyl]benzo[b]thiophene Hydrochloride 1,2,3-Trichloropropane Solvate (Crystal Form II)

A mixture of the compound prepared as described in Preparation 1 (2.70 g), the compound prepared as described in Preparation 4 (3.60 g), and 1,2,3-trichloropropane (50 mL) was treated with boron trichloride (2.6 mL). After three hours at 20-25°C, the reaction mixture was treated with additional boron trichloride (2.6 mL). After about 18 hours, the reaction mixture was treated with tetrahydrofuran (15 mL) followed by the slow addition of methanol (15 mL). After these additions were complete, the resulting mixture was stirred at room temperature. After one hour, the crystalline solid was collected by filtration, washed with cold methanol (10 mL), and dried at 50°C *in vacuo* to give 4.13 g of the title compound. The X-ray powder diffraction pattern was identical to that reported in Table 2. Melting point 236°C.

Purity: 78.9%

1,2,3-Trichloropropane: 0.5 molar equivalents (¹H NMR)

Example 9

6-Hydroxy-2-(4-hydroxyphenyl)-3-[4-(2-piperidinoethoxy)-benzoyl]benzo[b]thiophene Hydrochloride Chloroform Solvate (Crystal Form III)

The title compound (4.42 g) was prepared using the procedure described in Example 8, except the reaction solvent was chloroform (50 mL). The X-ray powder diffraction

pattern was identical to that reported in Table 3. Melting point 258°C.

Purity: 80.4%

Chloroform: 0.42 molar equivalents (¹H NMR)

5

Example 10

6-Hydroxy-2-(4-hydroxyphenyl)-3-[4-(2-piperidinoethoxy)-benzoyl]benzo[b]thiophene Hydrochloride

10

A solution of sodium hydroxide (0.313 g) in methanol (10 mL) was diluted with additional methanol (50 mL). This solution was treated with the compound prepared as described in Example 5 (4.0 g). After 45 minutes at room temperature, the solution was filtered (Whatman #1 filter paper) and the filter paper rinsed with methanol (3 mL). The filtrate was treated with 2 N hydrochloric acid (4 mL), producing a crystalline slurry. After 1 1/2 hours, this crystalline product was filtered, washed with methanol (5 mL), and dried at 45-50°C *in vacuo* to give 2.103 g of the title compound. The X-ray powder diffraction pattern was the same as that shown in Table 4. Melting point 261°C.

15

Purity: 96.5%

20

Example 11

6-Hydroxy-2-(4-hydroxyphenyl)-3-[4-(2-piperidinoethoxy)-benzoyl]benzo[b]thiophene Hydrochloride

25

A mixture of the compound prepared as described in Example 4 (50 g) in methanol (1125 mL) and water (60 mL) was heated to reflux until dissolution was complete. The hot solution was filtered (Whatman #1 filter paper), and the residue washed with methanol (200 mL). The combined filtrate was concentrated by distillation, removing 1207 mL of distillate. During the distillation, crystallization occurs. The resulting slurry was allowed to cool to room temperature, and was filtered. The crystalline material was washed with cold (0°C) methanol (170 mL). This material was dried *in vacuo* at 60°C for

30

35

about 18 hours, with a slight nitrogen purge, to give 38.79 g of a tan free flowing solid. The X-ray diffraction pattern was the same as that shown in Table 4. Melting point 275.6°C.

Purity: 99.4%

Residual methanol: <0.6% (GC)

Related substances: 0.51% (HPLC)

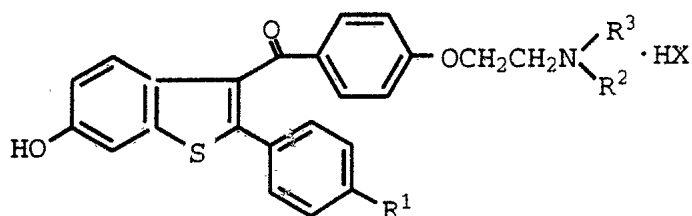
5

2
2
2
2
2
2
2

The claims defining the invention are as follows:

CLAIMS

1. A process for preparing a crystalline solvate of a compound of the formula



I

wherein:

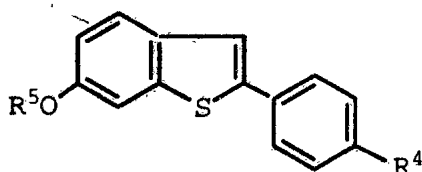
R^1 is hydrogen or hydroxyl;

R^2 and R^3 are independently C_1 - C_4 alkyl, or R^2 and R^3 together with the adjacent nitrogen atom form a heterocyclic ring selected from the group consisting of pyrrolidino, piperidino, hexamethyleneimino, and morpholino; and

HX is HCl or HBr;

comprising the steps of:

(a) acylating a benzothiophene of the formula



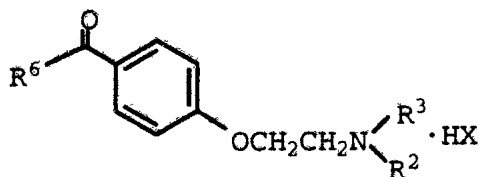
II

wherein:

R^4 is hydrogen or C_1 - C_4 alkoxy, and

R^5 is C_1 - C_4 alkyl,

with an acylating agent of the formula



III

wherein:

R^6 is chloro, bromo, or hydroxyl, and

HX, R², and R³ are as defined above,

in the presence of BX'₃, wherein X' is chloro or bromo;

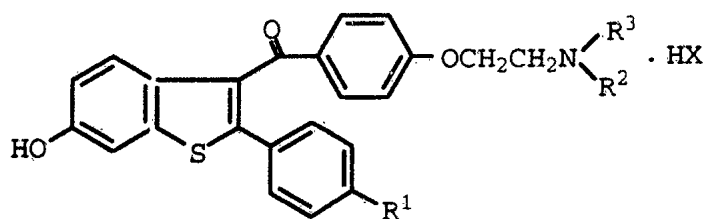
(b) dealkylating one or more phenolic groups of the acylation product of step (a) by reacting with additional
5 BX₃', wherein X' is as defined above; and

(c) isolating the crystalline solvate.

2. The process of Claim 1 wherein R¹ is hydroxyl, R²
and R³ together with the adjacent nitrogen atom form a
10 piperidino group, R⁴ is methoxy, R⁵ is methyl, R⁶ is chloro,
HX is HCl, and X' is chloro.

3. A process for preparing a crystalline solvate of a
compound of the formula

15



I

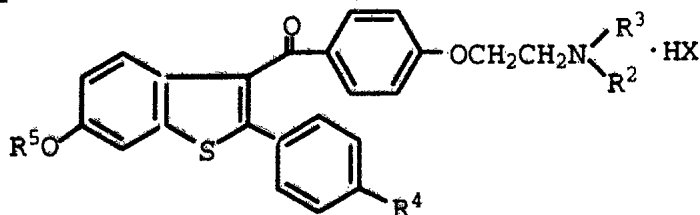
wherein

R¹ is hydrogen or hydroxyl;

20 R² and R³ are independently C₁-C₄ alkyl, or R² and R³ together with the adjacent nitrogen atom form a heterocyclic ring selected from the group consisting of pyrrolidino, piperidino, hexamethyleneimino, and morpholino; and

HX is HCl or HBr;

25 comprising (a) dealkylation of one or more of the phenolic groups of a compound of the formula



IV

wherein:

R^4 is hydrogen or C_1 - C_4 alkoxy;

R^5 is C_1 - C_4 alkyl; and

HX, R^2 , and R^3 are as defined above;

5 by reacting with BX'_3 , wherein X' is chloro or bromo;
and

(b) isolating the crystalline solvate.

10 4. The process of Claim 3 wherein R^1 is hydroxyl, R^2
and R^3 together with the adjacent nitrogen atom form a
piperidino group, R^4 is methoxy, R^5 is methyl, HX is HCl, and
 X' is chloro.

15 5. A crystalline solvate of 6-hydroxy-2-(4-hydroxy-
phenyl)-3-[4-(2-piperidinoethoxy)benzoyl]benzo[b]thiophene
hydrochloride exhibiting the following X-ray diffraction
pattern obtained with copper radiation:

	d-line spacing (Angstroms)	I/I ₀ (x100)
20	10.4311	22.64
	8.9173	10.73
	8.4765	5.31
	8.0095	50.39
25	7.3068	4.23
	6.6094	79.23
	5.6196	22.34
	5.4223	89.86
	5.1959	11.81
30	5.0746	74.90
	4.8017	100.00
	4.7262	57.97
	4.6569	53.35
	4.5378	96.75
35	4.4376	10.83

	d-line spacing (Angstroms)	I/I ₀ (x100)
	4.3397	56.89
	4.2782	48.23
5	4.2129	40.94
	4.1037	12.80
	3.9880	14.76
	3.8863	8.17
	3.7999	42.13
10	3.7662	57.09
	3.6738	38.58
	3.5701	18.50
	3.5393	19.00
	3.4622	39.57
15	3.3867	5.02
	3.3321	4.33
	3.2686	6.79
	3.1535	14.86
	3.0450	13.58
20	2.9028	12.30
	2.8302	19.59
	2.7544	12.30
	2.6366	6.89

6. The crystalline solvate of Claim 5 which is a 1,2-dichloroethane solvate or a 1,2,3-trichloropropane solvate.

7. A crystalline solvate of 6-hydroxy-2-(4-hydroxyphenyl)-3-[4-(2-piperidinoethoxy)benzoyl]benzo[b]thiophene hydrochloride exhibiting the following X-ray diffraction pattern obtained with copper radiation:

	d-line spacing (Angstroms)	I/I ₀ (x100)
35	16.1265	3.80
	10.3744	8.63
	8.3746	5.29

	d-line spacing (Angstroms)	I/I ₀ (x100)
	7.9883	36.71
	7.2701	5.06
5	6.5567	70.77
	6.2531	6.79
	5.5616	24.05
	5.3879	100.00
	5.0471	89.64
10	4.7391	85.96
	4.6777	39.36
	4.6332	62.60
	4.5191	77.56
	4.2867	36.82
15	4.2365	41.66
	4.1816	49.60
	4.0900	11.28
	3.9496	11.85
	3.7869	36.25
20	3.7577	56.16
	3.6509	40.62
	3.5751	15.65
	3.5181	21.52
	3.4964	18.53
25	3.4361	33.60
	3.3610	6.21
	3.3115	4.95
	3.2564	7.36
	3.2002	3.80
30	3.1199	15.77
	3.0347	14.84
	2.8744	9.67
	2.8174	10.82
	2.7363	11.51
35		

8. The crystalline solvate of Claim 7 which is a 1,2-dichloroethane solvate.

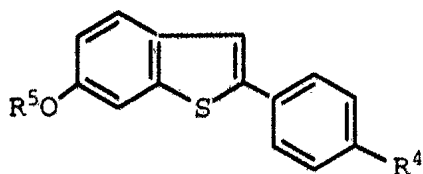
9. A process for preparing non-solvated crystalline 6-hydroxy-2-(4-hydroxyphenyl)-3-[4-(2-piperidinoethoxy)-benzoyl]benzo[b]thiophene hydrochloride exhibiting
 5 substantially the following X-ray diffraction pattern obtained with copper radiation:

	d-line spacing (Angstroms)	I/I ₀ (x100)
10	13.3864	71.31
	9.3598	33.16
	8.4625	2.08
	7.3888	7.57
	6.9907	5.80
15	6.6346	51.04
	6.1717	29.57
	5.9975	5.67
	5.9135	9.87
	5.6467	38.47
20	5.4773	10.54
	5.2994	4.74
	4.8680	4.03

	d-line spacing (Angstroms)	I/I ₀ (x100)
	4.7910	5.98
	4.6614	57.50
5	4.5052	5.75
	4.3701	9.03
	4.2516	69.99
	4.2059	57.64
	4.1740	65.07
10	4.0819	12.44
	3.9673	22.53
	3.9318	100.00
	3.8775	9.07
	3.7096	33.38
15	3.6561	21.65
	3.5576	3.36
	3.5037	7.97
	3.4522	18.02
	3.4138	4.65
20	3.2738	10.23
	3.1857	8.90
	3.1333	6.24
	3.0831	9.43
	3.0025	12.13
25	2.9437	4.96
	2.8642	7.70
	2.7904	11.95
	2.7246	3.05
	2.6652	3.32
30	2.5882	7.30

comprising the steps of:

(a) acylating a benzothiophene of the formula



II

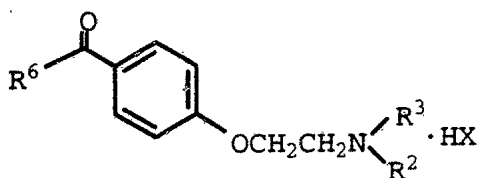
wherein:

R⁴ is C₁-C₄ alkoxy, and

R⁵ is C₁-C₄ alkyl,

5

with an acylating agent of the formula



III

wherein:

R⁶ is chloro, bromo, or hydroxyl,

10

HX is HCl or HBr; and

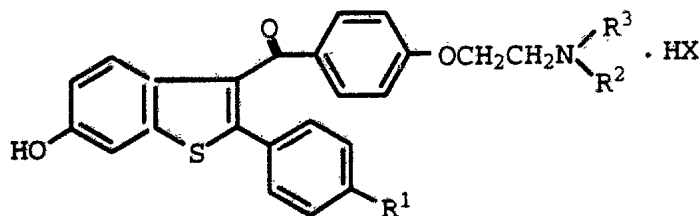
R² and R³ together with the adjacent nitrogen atom form a piperidino group;

in the presence of BX'₃, wherein X' is chloro or bromo;

15

(b) dealkylating the phenolic groups of the acylation product of step (a) by reacting with additional BX'₃, wherein X' is as defined above;

(c) isolating a crystalline solvate of a compound of the formula



I

20

wherein

R¹ is hydroxyl; and

HX, R², and R³ are as defined above;

(d) reacting said crystalline solvate in methanol, or in a mixture of methanol and water, with about one equivalent of base;

(e) optionally extracting the solution from step (d) with an aliphatic hydrocarbon solvent;

(f) adding about one equivalent of hydrochloric acid to the methanolic solution from step (d) or (e); and

(g) isolating the non-solvated crystalline compound.

10 10. The process of Claim 9 wherein R⁴ methoxy, R⁵ is methyl, R⁶ is chloro, HX is HCl, BX₃ is BCl₃, the aliphatic hydrocarbon solvent is hexane or heptane, and the base is sodium hydroxide.

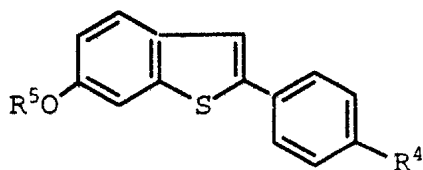
11 11. A process for preparing non-solvated crystalline 6-hydroxy-2-(4-hydroxyphenyl)-3-[4-(2-piperidinoethoxy)-benzoyl]benzo[b]thiophene hydrochloride exhibiting substantially the following X-ray diffraction pattern obtained with copper radiation:

	d-line spacing (Angstroms)	I/I ₀ (x100)
20	13.3864	71.31
	9.3598	33.16
25	8.4625	2.08
	7.3888	7.57
	6.9907	5.80
	6.6346	51.04
	6.1717	29.57
30	5.9975	5.67
	5.9135	9.87
	5.6467	38.47
	5.4773	10.54
	5.2994	4.74
35	4.8680	4.03

	d-line spacing (Angstroms)	I/I ₀ (x100)
	4.7910	5.98
	4.6614	57.50
5	4.5052	5.75
	4.3701	9.03
	4.2516	69.99
	4.2059	57.64
	4.1740	65.07
10	4.0819	12.44
	3.9673	22.53
	3.9318	100.00
	3.8775	9.07
	3.7096	33.38
15	3.6561	21.65
	3.5576	3.36
	3.5037	7.97
	3.4522	18.02
	3.4138	4.65
20	3.2738	10.23
	3.1857	8.90
	3.1333	6.24
	3.0831	9.43
	3.0025	12.13
25	2.9437	4.96
	2.8642	7.70
	2.7904	11.95
	2.7246	3.05
	2.6652	3.32
30	2.5882	7.30

comprising the steps of:

(a) acylating a benzothiophene of the formula



II

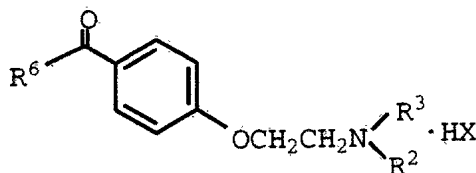
wherein:

R^4 is C₁-C₄ alkoxy, and

R^5 is C₁-C₄ alkyl,

5

with an acylating agent of the formula



III

wherein:

R^6 is chloro, bromo, or hydroxyl,

10

HX is HCl or HBr; and

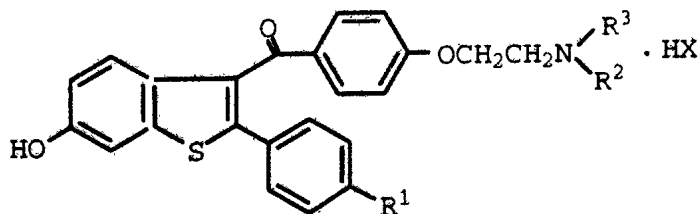
R^2 and R^3 together with the adjacent nitrogen atom form a piperidino group;

in the presence of BX'_3 , wherein X' is chloro or bromo;

15

(b) dealkylating the phenolic groups of the acylation product of step (a) by reacting with additional BX'_3 , wherein X' is as defined above;

(c) isolating a crystalline solvate of a compound of the formula



I

20

wherein

R^1 is hydroxyl; and

HX, R^2 , and R^3 are as defined above;

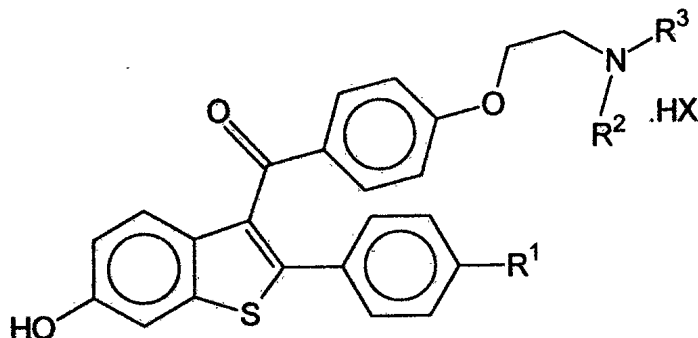
(d) dissolving said crystalline solvate in a hot solution comprising methanol and water;

25

- (e) optionally filtering the solution from step (d);
 (f) concentrating the solution from step (d) or (e) by distillation; and
 (g) isolating the non-solvated crystalline compound.

12. The process of claim 11 wherein R^4 methoxy, R^5 is methyl, R^6 is chloro, HX is HCl, and BX'_3 is BCl_3 .

13. A process for preparing a crystalline solvate of a compound of the formula



wherein:

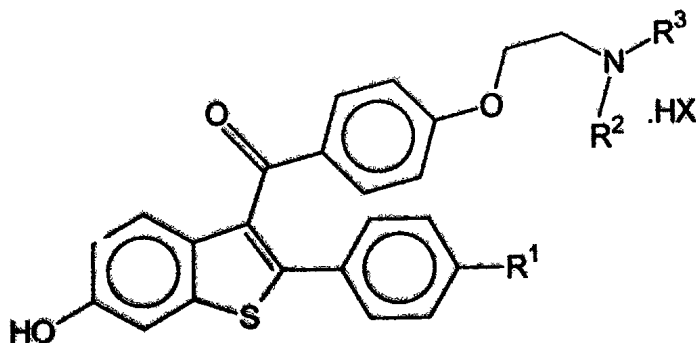
R^1 is hydrogen or hydroxyl;

10 R^2 and R^3 are independently C_1 - C_4 alkyl, or R^2 and R^3 together with the adjacent nitrogen atom form a heterocyclic ring selected from the group consisting of pyrrolidino, piperidino, hexamethyleneimino and morpholino; and HX is HCl or HBr; substantially as hereinbefore described with reference to any one of the Examples.

15 14. A crystalline solvate of 6-hydroxy-2-(4-hydroxyphenyl)-3-[4-(2-piperidinoethoxy)benzoyl]benzo[b]thiophene hydrochloride, substantially as hereinbefore described with reference to any one of the Examples.

15 15. A process for preparing non-solvated crystalline 6-hydroxy-2-(4-hydroxyphenyl)-3-[4-(2-piperidinoethoxy)-benzoyl]benzo[b]thiophene hydrochloride, substantially as hereinbefore described with reference to any one of the Examples.

20 16. A crystalline solvate of a compound of the formula



wherein:

R^1 is hydrogen or hydroxyl;

R^2 and R^3 are independently C_1-C_4 alkyl, or R^2 and R^3 together with the adjacent nitrogen atom form a heterocyclic ring selected from the group consisting of pyrrolidino, piperidino, hexamethyleneimino, and morpholino; and HX is HCl or HBr; prepared by the process of any one of claims 1 to 4 or 13.

17. Non-solvated crystalline 6-hydroxy-2-(4-hydroxyphenyl)-3-[4-(2-piperidinoethoxy)benzoyl]benzo[b]-thiophene hydrochloride prepared by the process as claimed in any of claims 9 to 12 or 15.

10

Dated 21 April, 1998
Eli Lilly and Company

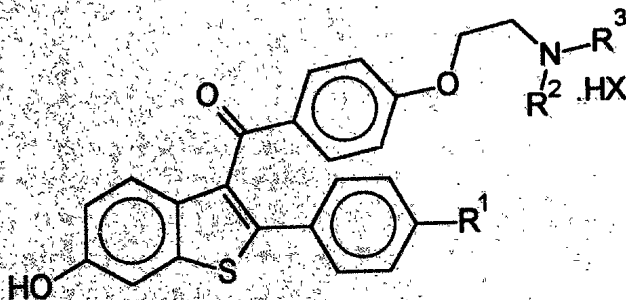
Patent Attorneys for the Applicant/Nominated Person
SPRUSON & FERGUSON



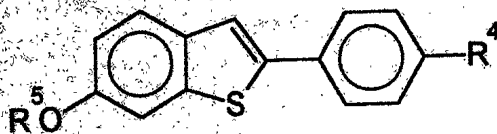
Synthesis of 3-[4-(2-aminoethoxy)-benzoyl]-2-aryl-6-hydroxybenzo[b]thiophenes

Abstract

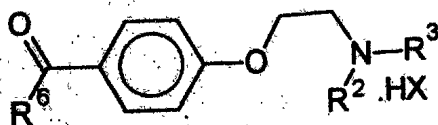
The invention provides processes for preparing 3-[4-(2-aminoethoxy)-benzoyl]-2-aryl-6-hydroxybenzo[b]thiophenes, including a process for preparing a crystalline solvate of a compound of the formula



wherein: R^1 is hydrogen or hydroxyl; R^2 and R^3 are independently C_1 - C_4 alkyl, or R^2 and R^3 together with the adjacent nitrogen atom form a heterocyclic ring selected from the group consisting of pyrrolidino, piperidino, hexamethyleneimino, and morpholino; and HX is HCl or HBr ; comprising the steps of: (a) acylating a benzothiophene of the formula



wherein: R^4 is hydrogen or C_1 - C_4 alkoxy, and R^5 is C_1 - C_4 alkyl, with an acylating agent of the formula



wherein: R^6 is chloro, bromo, or hydroxyl, and HX , R^2 , and R^3 are as defined above, in the presence of BX'_3 , wherein X' is chloro or bromo; (b) dealkylating one or more phenolic groups of the acylation product of step (a) by reacting with additional BX'_3 , wherein X' is as defined above; and (c) isolating the crystalline solvate.