



US00D525976S

(12) **United States Design Patent**
Landau

(10) **Patent No.:** **US D525,976 S**

(45) **Date of Patent:** **** Aug. 1, 2006**

(54) **COMPUTER MEMORY DEVICE**

(76) Inventor: **Steven A. Landau**, 2 Keswick Dr.,
Voorhees, NJ (US) 08043

(**) Term: **14 Years**

(21) Appl. No.: **29/215,311**

(22) Filed: **Oct. 18, 2004**

(51) **LOC (8) Cl.** **14-02**

(52) **U.S. Cl.** **D14/432**

(58) **Field of Classification Search** D14/432,
D14/435, 436, 438; D21/333, 324, 328, 713,
D21/707, 709, 780; 463/43-5; 361/737; 473/593,
473/604, 598, 600

See application file for complete search history.

(56) **References Cited**

U.S. PATENT DOCUMENTS

3,924,939 A	*	12/1975	Scheminske et al.	352/34
D275,095 S	*	8/1984	Fang	D14/435
D286,940 S	*	12/1986	Saladino et al.	D1/101
D361,559 S	*	8/1995	Siano, Jr.	D14/403
D380,210 S	*	6/1997	Allana et al.	D14/403
D408,378 S	*	4/1999	Tyler et al.	D14/438
D408,803 S	*	4/1999	Tyler et al.	D14/436
D429,728 S	*	8/2000	Hays	D14/436
D430,569 S	*	9/2000	Hays	D14/436
D431,446 S	*	10/2000	Chelaru	D8/335
D456,813 S	*	5/2002	Hays	D14/436

D474,593 S	*	5/2003	Bond et al.	D3/202
D475,380 S	*	6/2003	Kalish	D16/135
D478,087 S	*	8/2003	Aldridge	D14/433
D489,103 S	*	4/2004	Jandorf	D21/713
D500,302 S	*	12/2004	Deguchi	D14/167
D504,434 S	*	4/2005	Katayanagi	D14/436

* cited by examiner

Primary Examiner—M. H. Tung

(57) **CLAIM**

The ornamental design for a computer memory device, as shown and described.

DESCRIPTION

FIG. 1 is a side perspective view of a computer memory device for the present invention;

FIG. 2 is front view of the computer memory device of FIG. 1

FIG. 3 is a side view of the computer memory device of FIG. 1, the opposite side is a mirror image;

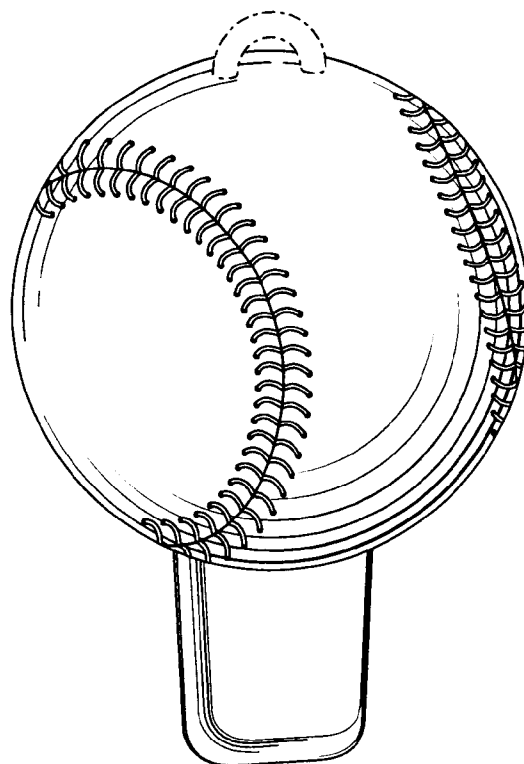
FIG. 4 is a top view of the computer memory device of FIG. 1;

FIG. 5 is a bottom view of the computer memory device of FIG. 1; and,

FIG. 6 is a rear view of the computer memory device of FIG. 1.

The broken line drawings shown in FIGS. 1-4 and 6 are for illustrative purposes and form no part of the claimed design.

1 Claim, 4 Drawing Sheets



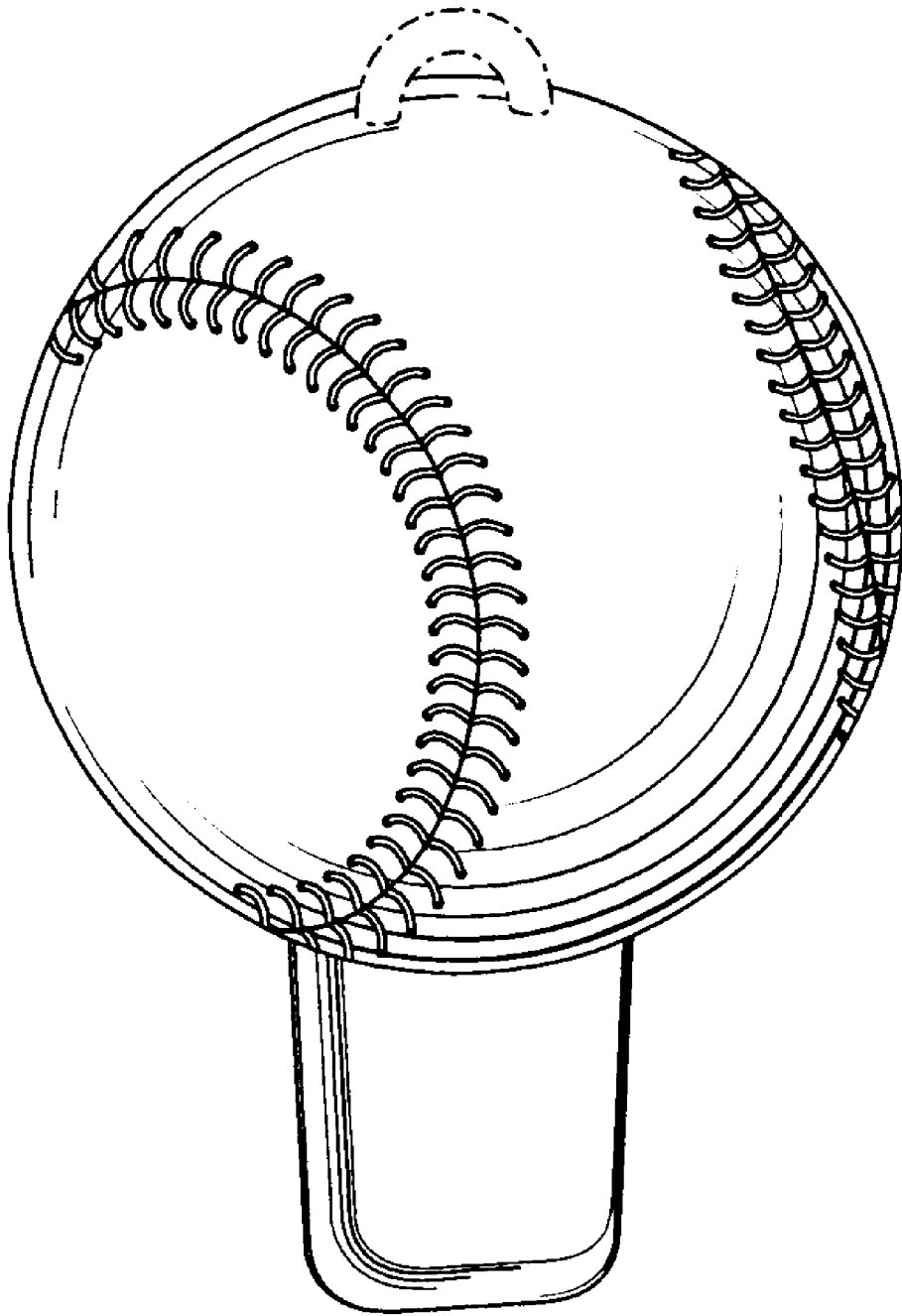


Fig. 1

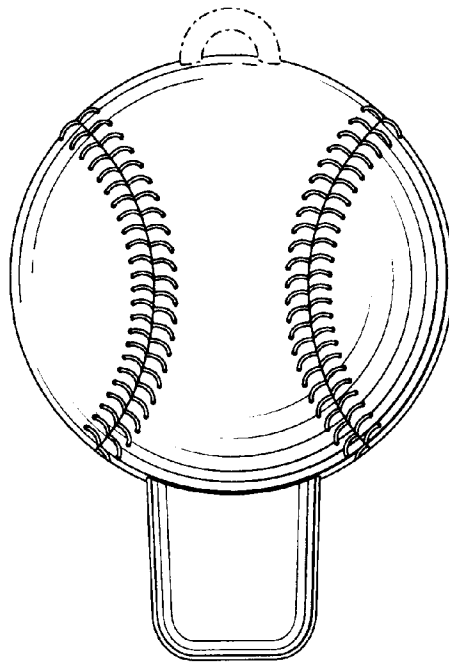


Fig. 2

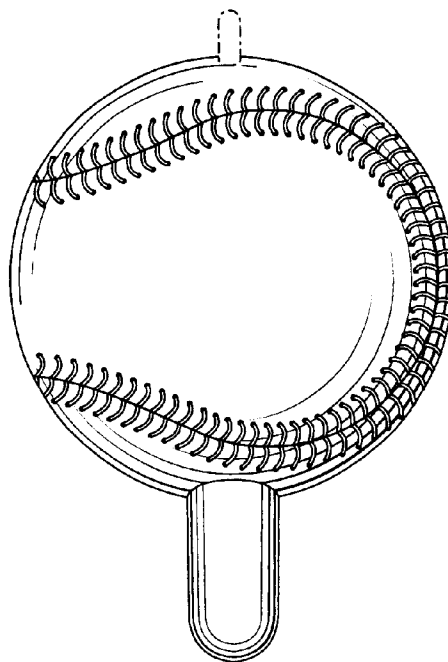


Fig. 3

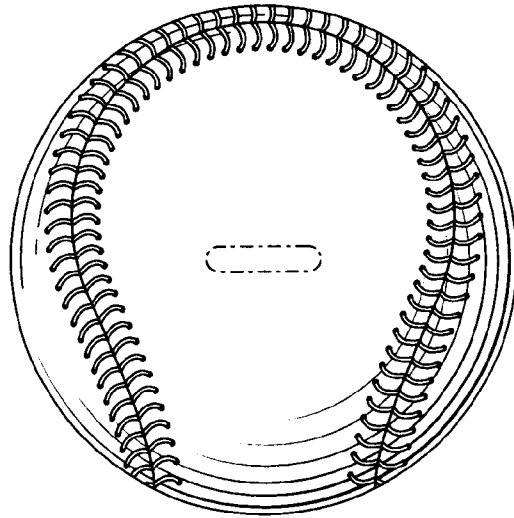


Fig. 4

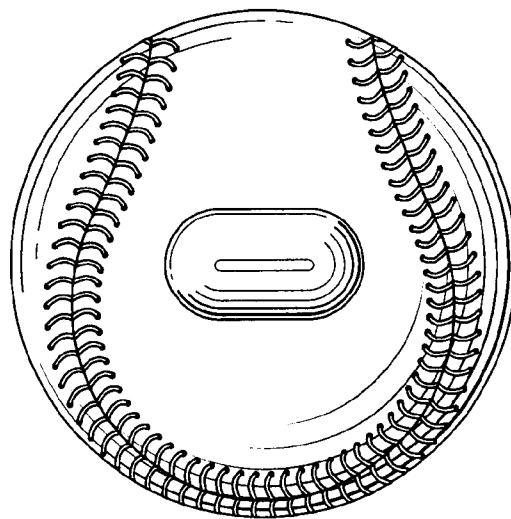


Fig. 5

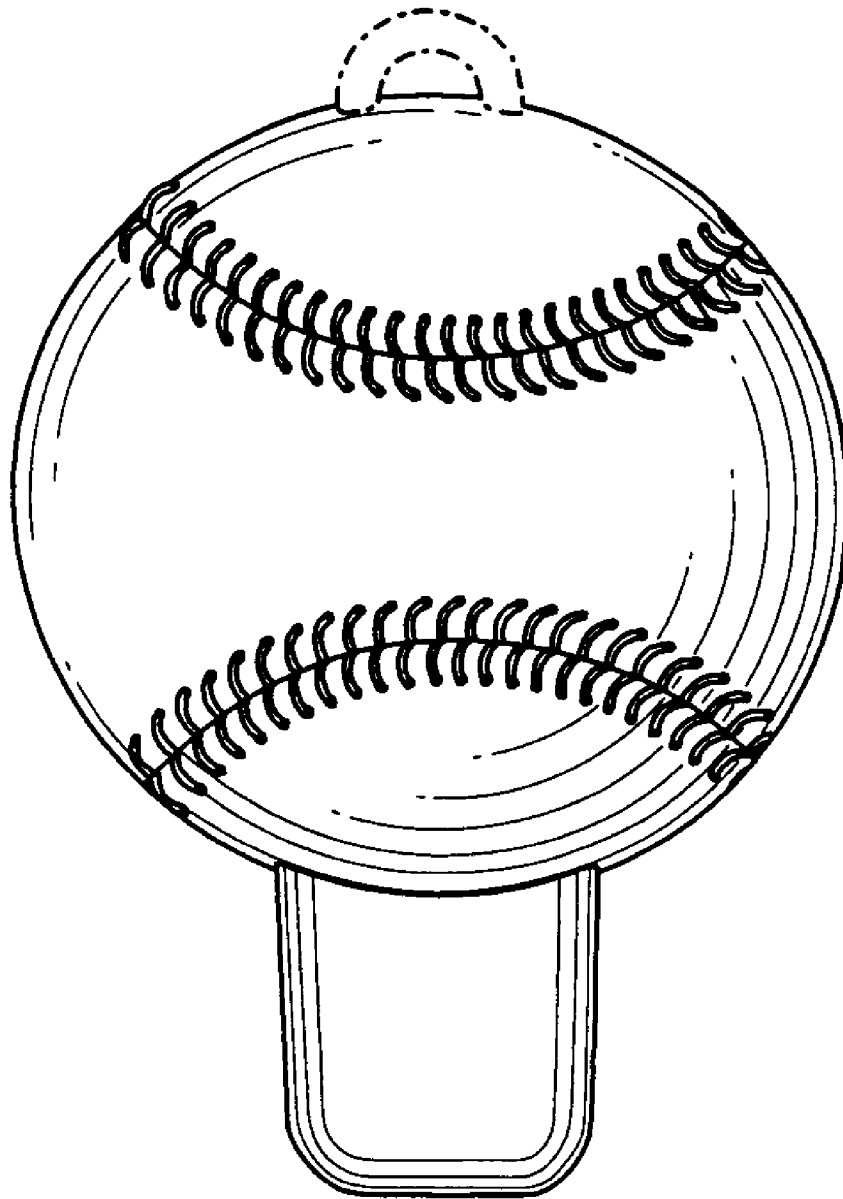


Fig. 6