



US00D575600S

(12) **United States Design Patent**
Mayer

(10) **Patent No.:** **US D575,600 S**
(45) **Date of Patent:** **** Aug. 26, 2008**

- (54) **STEMWARE HOLDER**
- (75) Inventor: **Simone Mayer**, Miami Shores, FL (US)
- (73) Assignee: **Front of the House, Inc.**, Miami Shores, FL (US)
- (**) Term: **14 Years**
- (21) Appl. No.: **29/297,427**
- (22) Filed: **Nov. 9, 2007**

5,542,577 A *	8/1996	Friedrich	220/759
D419,402 S	1/2000	Baker	D7/708
D440,832 S *	4/2001	Goldsbrough	D7/701
D563,726 S *	3/2008	Fraser	D7/553.1
2004/0129701 A1 *	7/2004	Mahawili	220/23.8

* cited by examiner

Primary Examiner—Gary D. Watson
Assistant Examiner—Cynthia Underwood
 (74) *Attorney, Agent, or Firm*—Proskauer Rose LLP

- (51) **LOC (8) Cl.** **07-01**
- (52) **U.S. Cl.** **D7/708; D7/553.1**
- (58) **Field of Classification Search** D7/619.1,
 D7/624.1, 553.6, 557, 505, 701, 549, 555,
 D7/396.2, 396.1, 387, 616, 708, 553.1, 602,
 D7/601; 220/23.86, 574, 575; 206/217,
 206/562; 294/87.28, 172; 248/312; 211/1,
 211/85.4, 41.3, 126.1; D6/457, 512
 See application file for complete search history.

(57) **CLAIM**
 The ornamental design for stemware holder, as shown and described.

(56) **References Cited**

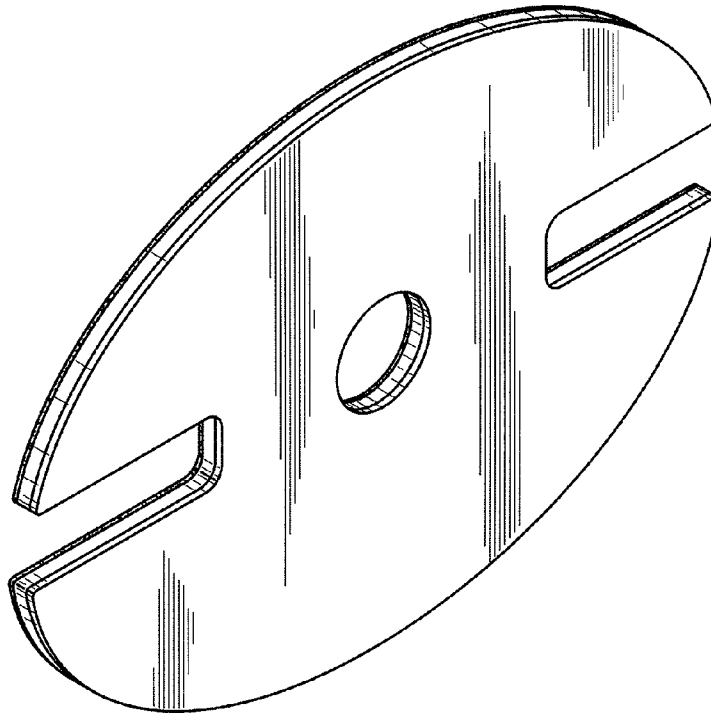
U.S. PATENT DOCUMENTS

D270,324 S *	8/1983	French	D7/505
D292,161 S *	10/1987	Spolter et al.	D7/553.6
D308,461 S *	6/1990	Hosea	D7/549
D308,497 S *	6/1990	Roche	D12/133
D342,421 S	12/1993	DuBow	D7/616
5,294,000 A *	3/1994	Yanuzzi	206/562
RE34,703 E *	8/1994	Zilliox	220/575
5,361,932 A *	11/1994	Friedrich	220/574

DESCRIPTION

FIG. 1 is a perspective view of a first embodiment of a stemware holder;
 FIG. 2 is a top view of the embodiment of FIG. 1;
 FIG. 3 is a left end view of the embodiment of FIG. 1, the right end view being a mirror image thereof;
 FIG. 4 is a bottom view of the embodiment of FIG. 1;
 FIG. 5 is a right side view of the embodiment of FIG. 1, the left side view being a mirror image thereof; and,
 FIG. 6 is a top view of a second embodiment of the stemware holder, the bottom, left end, right end, right side and left side views of the second embodiment being identical to the first embodiment, with the dashed lines indicating a stitching pattern.

1 Claim, 3 Drawing Sheets



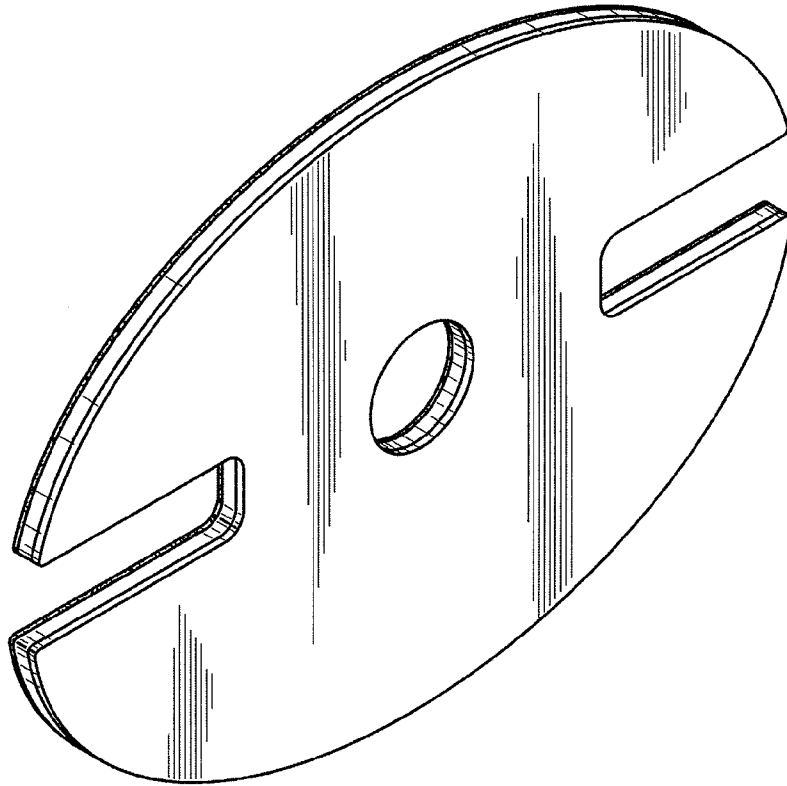


FIG. 1

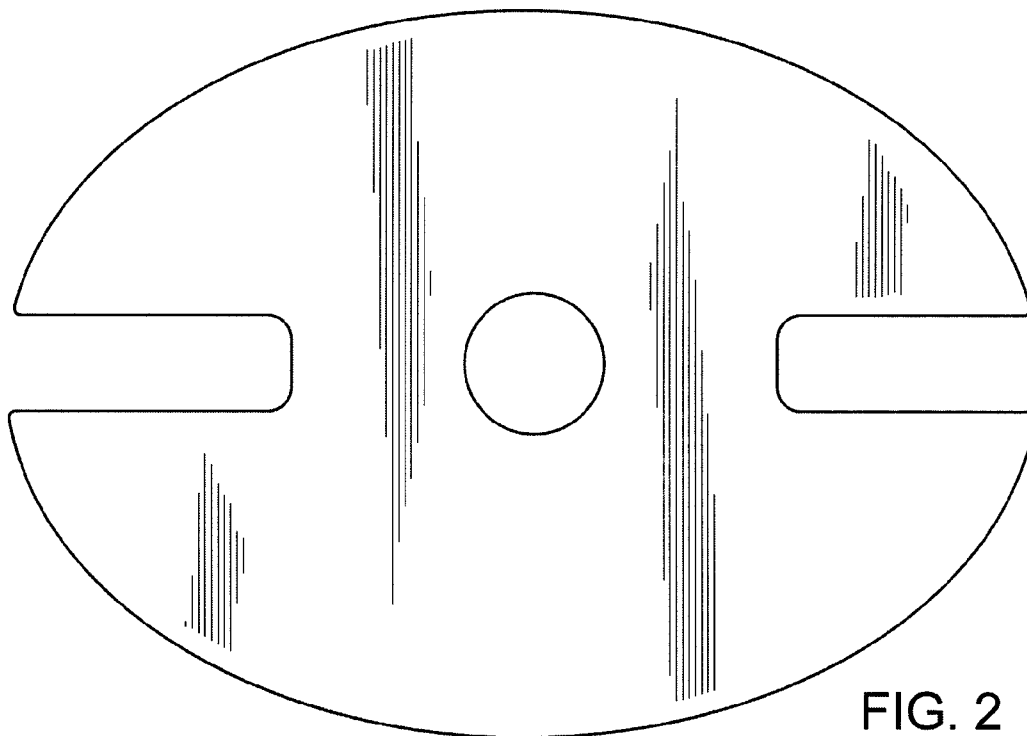


FIG. 2




FIG. 3



FIG. 4



FIG. 5

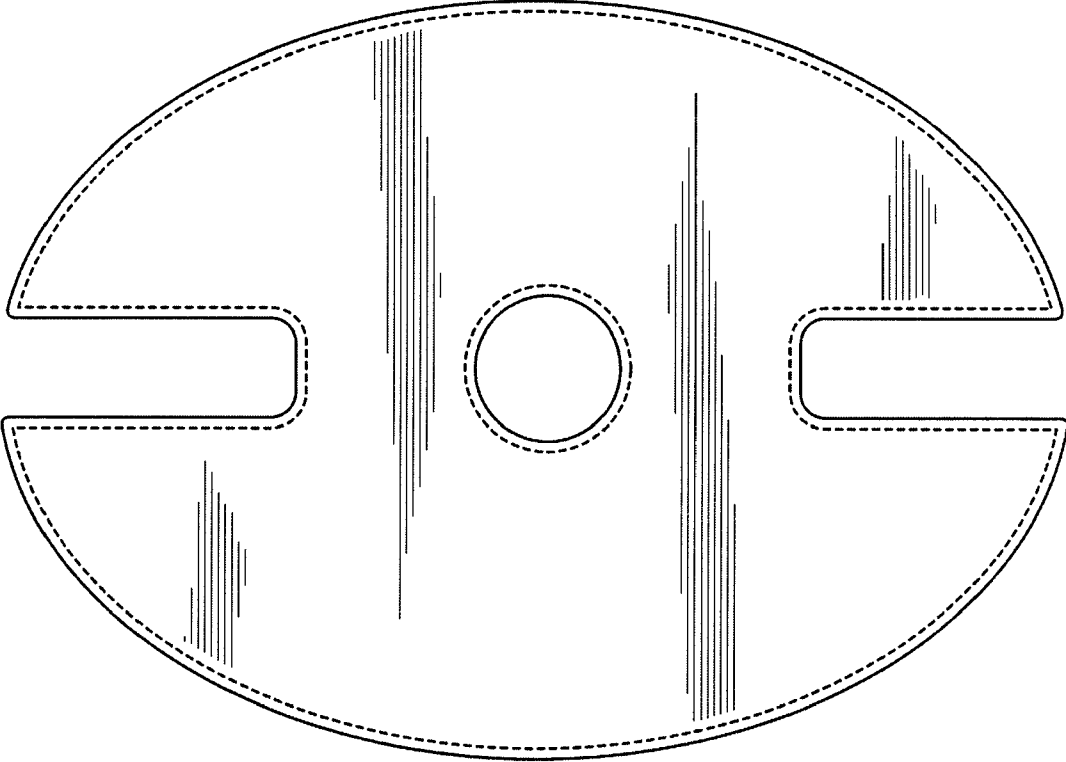


FIG. 6