

(12) INTERNATIONAL APPLICATION PUBLISHED UNDER THE PATENT COOPERATION TREATY (PCT)

(19) World Intellectual Property  
Organization

International Bureau

(43) International Publication Date  
01 March 2018 (01.03.2018)



(10) International Publication Number  
**WO 2018/037109 A1**

(51) International Patent Classification:

A61K 31/473 (2006.01) A61P 3/10 (2006.01)  
A61P 1/16 (2006.01) A61P 29/00 (2006.01)  
A61P 3/04 (2006.01)

Published:

— with international search report (Art. 21(3))

(21) International Application Number:

PCT/EP2017/071418

(22) International Filing Date:

25 August 2017 (25.08.2017)

(25) Filing Language:

English

(26) Publication Language:

English

(30) Priority Data:

62/380,004 26 August 2016 (26.08.2016) US

(71) Applicant: TAKEDA GMBH [DE/DE]; Byk-Gulden-Str.  
2, 78467 Konstanz (DE).

(72) Inventors: HANAUER, Guido; Säntisblick 18, 78465  
Konstanz (DE). NAGABUKURO, Hiroshi; c/o TAKE-  
DA Pharmaceutical Company Ltd., 26-1, Muraoka Higashi  
2-chome, FUJISAWA-SHI, KANAGAWA, 251-0012  
(JP). AMANO, Yuichiro; c/o TAKEDA Pharmaceuti-  
cal Company Ltd., 26-1, Muraoka Higashi 2-chome, FU-  
JISAWA-SHI, KANAGAWA, 251-0012 (JP).

(74) Agent: WILD, Robert et al.; c/o Takeda GmbH, P.O. Box  
100310, 78403 Konstanz (DE).

(81) Designated States (unless otherwise indicated, for every  
kind of national protection available): AE, AG, AL, AM,  
AO, AT, AU, AZ, BA, BB, BG, BH, BN, BR, BW, BY, BZ,  
CA, CH, CL, CN, CO, CR, CU, CZ, DE, DJ, DK, DM, DO,  
DZ, EC, EE, EG, ES, FI, GB, GD, GE, GH, GM, GT, HN,  
HR, HU, ID, IL, IN, IR, IS, JO, JP, KE, KG, KH, KN, KP,  
KR, KW, KZ, LA, LC, LK, LR, LS, LU, LY, MA, MD, ME,  
MG, MK, MN, MW, MX, MY, MZ, NA, NG, NI, NO, NZ,  
OM, PA, PE, PG, PH, PL, PT, QA, RO, RS, RU, RW, SA,  
SC, SD, SE, SG, SK, SL, SM, ST, SV, SY, TH, TJ, TM, TN,  
TR, TT, TZ, UA, UG, US, UZ, VC, VN, ZA, ZM, ZW.

(84) Designated States (unless otherwise indicated, for every  
kind of regional protection available): ARIPO (BW, GH,  
GM, KE, LR, LS, MW, MZ, NA, RW, SD, SL, ST, SZ, TZ,  
UG, ZM, ZW), Eurasian (AM, AZ, BY, KG, KZ, RU, TJ,  
TM), European (AL, AT, BE, BG, CH, CY, CZ, DE, DK,  
EE, ES, FI, FR, GB, GR, HR, HU, IE, IS, IT, LT, LU, LV,  
MC, MK, MT, NL, NO, PL, PT, RO, RS, SE, SI, SK, SM,  
TR), OAPI (BF, BJ, CF, CG, CI, CM, GA, GN, GQ, GW,  
KM, ML, MR, NE, SN, TD, TG).

Declarations under Rule 4.17:

— as to applicant's entitlement to apply for and be granted a  
patent (Rule 4.17(ii))

(54) Title: TREATMENT OF NONALCOHOLIC FATTY LIVER DISEASE

(57) Abstract: The present invention is directed to methods for the treatment of non-alcoholic fatty liver disease (NAFLD) or non-alcoholic steato-hepatitis (NASH) with a phosphodiesterase 4 (PDE4) inhibitor.



WO 2018/037109 A1

## Treatment of Nonalcoholic Fatty Liver Disease

### Field of the Invention

The present invention is directed to the treatment of Nonalcoholic Fatty Liver Disease. More particularly, the present invention is directed to treatment of Nonalcoholic Fatty Liver Disease with a phosphodi-  
5 esterase 4 inhibitor (sometimes abbreviated as PDE4 inhibitor in the present specification).

### Background of the Invention

Non-alcoholic fatty liver disease (sometimes abbreviated as NAFLD in the present specification) is an increasingly common condition that has been linked to high calorie intake and an impaired glucose metabolism: 60-75% of patients with diabetes have NAFLD, and of these patients, approximately 10%  
10 progress to Nonalcoholic Steato-Hepatitis (sometimes abbreviated as NASH in the present specification). Of those diagnosed with NASH, approximately 20% will develop liver cirrhosis, and 40-60% of these patients will develop liver failure over 5-7 years. In addition, approximately 10% will develop hepatocellular carcinoma (HCC) and approximately 30% will ultimately die from complications of their liver disease. There is currently no approved treatment available.

15 Under the term "Non-alcoholic fatty liver disease" (NAFLD) a spectrum of different forms and severity grades of pathologic liver fatty degeneration with varied prognosis is summarized. The spectrum includes on one hand the benign, non-progressive form of non-alcoholic fatty liver (sometimes abbreviated as NAFL in the present specification) and on the other hand, the non-alcoholic fatty-liver hepatitis or  
20 steatohepatitis (NASH), which is associated with liver inflammation and therefore can progress to liver fibrosis and liver cirrhosis.

In terms of diagnosis, NASH is usually first suspected in a person who is found to have elevations in liver tests that are included in routine blood test panels. Such liver tests include alanine aminotransaminase  
25 (ALT) or aspartate aminotransaminase (AST). When further evaluation shows no apparent reason for liver disease (such as medications, viral hepatitis, or excessive use of alcohol) and when x-rays or other imaging studies of the liver reveal the presence of fat, NASH is suspected. A definitive diagnosis of NASH and the dismissal of a diagnosis of simple fatty liver require a liver biopsy. A liver biopsy utilizes the insertion of a needle through the skin to remove a small sample of the liver. NASH is diagnosed when  
30 examination of the tissue reveals the presence of hepatic fat accumulation along with hepatic inflammation and hepatocyte abnormalities including ballooning. If the tissue shows fat deposition without other pathological findings, simple fatty liver or NAFL is diagnosed. An important piece of information learned from the biopsy is whether NASH has developed in the liver.

- 2 -

For diagnostic purposes, pathologists divide NAFLD into NAFL (predominantly macro vesicular steatosis with or without non-specific inflammation) and NASH. The histologic features of NASH include macro vesicular steatosis, ballooning degeneration of hepatocytes, scattered (mainly lobular) inflammation, apoptotic bodies and Mallory-Denk bodies. Notably, while some degree of fibrosis is often present, it is not necessary for the diagnosis. As opposed to NAFL, NASH has a specific pattern of liver injury that may be recognized even if present with other liver diseases. At early stages of disease, the histologic changes have a distinctive distribution with the most severe changes in acinar zone 3, which has the poorest oxygenation based on the anatomical localization. Because of the inherent disease complexity and the wide spectrum of findings, scoring systems were devised to aid pathologists in assessing the severity of NAFLD.

A separate system of scoring the features of NAFLD, termed the NAFLD Activity Score (sometimes abbreviated as NAS in the present specification) has been developed as a tool to measure changes in NAFLD during therapeutic trials. The score is defined as the unweighted sum of the scores for steatosis (0–3), lobular inflammation (0–3), and ballooning (0–2), thus ranging from 0–8. Fibrosis is not included since it is believed to be a more irreversible parameter.

A NAFLD activity score  $\geq 4$  is considered to have optimal sensitivity and specificity for predicting steato-hepatitis, and is the recommended value for admission into an interventional trial for NASH. In the diagnosis using the NAS, NAFLD is diagnosed by a NAS of at most 3, and NASH is diagnosed by a NAS of at least 5. A NAS score of more than 3 and less than 5 (typically 4) is generally diagnosed to be borderline NASH.

NAFLD and NASH are emerging as common, clinically important type of chronic liver disease in industrialized countries. The management of NAFLD and/or NASH is largely conservative and includes diet and exercise, and treatment with weight reduction drugs as well as lipid-lowering agents and several antioxidant approaches (e.g. vitamins, glutathione). No established treatment currently exists for these potentially serious disorders.

Thus, there is still a high demand for novel and effective medicaments for the treatment of NAFLD and in particular for the treatment of NASH.

### Summary of the Invention

In a first aspect the present invention provides a method for the treatment of Nonalcoholic Fatty Liver Disease (NAFLD) in a mammal in need of such treatment, comprising administering to the mammal suffering from Nonalcoholic Fatty Liver Disease (NAFLD) a therapeutically effective amount of a phosphodiesterase 4 inhibitor.

- 3 -

In a second aspect the present invention provides a method for the treatment of non-alcoholic steato-hepatitis (NASH) in a mammal in need of such treatment, comprising administering to the mammal suffering from non-alcoholic steato-hepatitis (NASH) a therapeutically effective amount of a phosphodiesterase 4 inhibitor.

In a third aspect the present invention provides a method for the concomitant treatment of diabetes mellitus type 2 and non-alcoholic fatty liver disease (NAFLD), comprising administering to the mammal suffering from diabetes mellitus type 2 and nonalcoholic fatty liver disease a therapeutically effective amount of a phosphodiesterase 4 inhibitor.

In a fourth aspect the present invention provides a method for the concomitant treatment of diabetes mellitus type 2 and non-alcoholic steato-hepatitis (NASH), comprising administering to the mammal suffering from diabetes mellitus type 2 and non-alcoholic steato-hepatitis (NASH) a therapeutically effective amount of a phosphodiesterase 4 inhibitor.

The phosphodiesterase 4 inhibitor is selected from 5-((2R,4aR,10bR)-9-Ethoxy-2-hydroxy-8-methoxy-1,2,3,4,4a,10b-hexahydro-phenanthridin-6-yl)1-methyl-1H-pyridin-2-one (hereinafter referred to as "Compound A") and a pharmaceutically acceptable salt thereof.

The details of one or more aspects of the invention and its embodiments are set forth in the accompanying figures and description below. Other features and advantages will become apparent from the description, the figures and the claims.

#### Brief description of the Figures

Figure 1: Prophylactic effects of Compound A on hepatic fibrosis area in a mouse model (Homozygous LDLR-KO mice) of NASH

Figure 2: Prophylactic effects of Compound A on hepatic TG accumulation in a mouse model (Homozygous LDLR-KO mice) of NASH

Figure 3: Effect of Compound A on plasma ALT level in a mouse model (Homozygous LDLR-KO mice) of NASH

Figure 4: Effect of Compound A on body composition and food intake in a mouse model (Homozygous LDLR-KO mice) of NASH

- 4 -

- Figure 5: Therapeutic effects of Compound A on hepatic fibrosis area in a mouse model (Homozygous LDLR-KO mice) of NASH
- 5 Figure 6: Therapeutic effects of Compound A on hepatic TG accumulation in a mouse model (Homozygous LDLR-KO mice) of NASH
- Figure 7: Effect of 28 days treatment with Compound A in male DIO mice on Body weight and total food intake
- 10 Figure 8: Effect of 28 days treatment with Compound A in male DIO mice on fat mass and lean mass
- Figure 9: Effect of Compound A on HbA1c levels in female db/db mice after 28 days oral treatment
- 15 Figure 10: Effect of Compound A on insulin sensitivity in ob/ob mice after 29 days of treatment
- Figure 11: Liver lipidosis of male C57BL/6J mice on high caloric or standard diet before and after 56 days of once daily administration of Compound A
- 20 Figure 12: Anti-fibrotic activity of Compound A in human hepatic stellate cells
- Figure 13: Prophylactic effects of Compound A on hepatic gene expression – TIMP-1
- 25 Figure 14: Prophylactic effects of Compound A on hepatic gene expression – TNF $\alpha$
- Figure 15: Anti-fibrotic activity of Compound A in human THP-1 cells
- Figure 16: Effect of Compound A on concentration of TNF $\alpha$  in plasma samples of LPS challenged Sprague Dawley rats
- 30

### Definitions

In the present invention, the phrase “therapeutically effective amount” refers to the amount of active compound or pharmaceutical agent that elicits the biological or medicinal response that is being sought in a tissue, system, animal, individual, or human, by the researcher, veterinarian, medical doctor or other clinician, which includes one or more of the following:

35

- 5 -

Ameliorating the disease or inhibiting the disease and its progression; for example, ameliorating/inhibiting a disease, condition or disorder in an individual who is displaying the pathology or symptomatology of the disease, condition or disorder (i.e., arresting further development of the pathology and/or symptomatology or even reversing the pathology and/or symptomatology), such as in case of NAFLD and/or NASH, for example, by decreasing one or more of (a) body weight, (b) body fat, (c) liver fat content, (d) levels of serum alanine transaminase (ALT) or serum aspartate transaminase (AST), (e) fibrosis in the liver and by (f) improving insulin resistance as well as type 2 diabetes mellitus.

As used herein, "mammal" refers to humans, mice, rats, rabbits, dogs, cats, bovines, horses, swine and monkeys, with preference given to humans.

As used herein, "pharmaceutically acceptable salt" refers to salts with bases and salts with acids.

#### Detailed Description of the Invention

The present invention provides a method for the treatment of Nonalcoholic Fatty Liver Disease (NAFLD) comprising administering to a patient suffering from Nonalcoholic Fatty Liver Disease (NAFLD) a therapeutically effective amount of a phosphodiesterase 4 inhibitor.

The present invention also provides a method for the treatment of non-alcoholic steato-hepatitis (NASH) comprising administering to a patient suffering from non-alcoholic steato-hepatitis (NASH) a therapeutically effective amount of a phosphodiesterase 4 inhibitor.

Furthermore the present invention provides a method for the concomitant treatment of diabetes mellitus type 2 and non-alcoholic fatty liver disease (NAFLD), comprising administering to the mammal suffering from diabetes mellitus type 2 and nonalcoholic fatty liver disease (NAFLD) a therapeutically effective amount of a phosphodiesterase 4 inhibitor.

As well, the present invention provides a method for the concomitant treatment of diabetes mellitus type 2 and non-alcoholic steato-hepatitis (NASH), comprising administering to the mammal suffering from diabetes mellitus type 2 and non-alcoholic steato-hepatitis (NASH) a therapeutically effective amount of a phosphodiesterase 4 inhibitor.

The phosphodiesterase 4 inhibitor is selected from 5-((2R,4aR,10bR)-9-Ethoxy-2-hydroxy-8-methoxy-1,2,3,4,4a,10b-hexahydro-phenanthridin-6-yl)1-methyl-1H-pyridin-2-one and a pharmaceutically acceptable salt thereof.

- 6 -

The chemical name of 5-((2R,4aR,10bR)-9-Ethoxy-2-hydroxy-8-methoxy-1,2,3,4,4a,10b-hexahydro-phenanthridin-6-yl)-1-methyl-1H-pyridin-2-one is for ease of reading at many occasions throughout this specification and the claims replaced by the expression "Compound A".

5 Compound A is disclosed in U.S. patent 8,324,391, which is hereby incorporated by reference in its entirety.

10 Examples of pharmaceutically acceptable salts of Compound A are disclosed in U.S. patent 8,754,218, which is hereby incorporated by reference in its entirety, too. Examples of pharmaceutically acceptable salts of Compound A, which may be mentioned are the hydrochloride, the fumarate, the L-tartrate, the edisilate, the esilate, the hydrobromide and the tosylate salt of Compound A. Compound A is preferably used in its free form rather than in the form of a pharmaceutically acceptable salt thereof.

15 Compound A may be synthesized, for example, as disclosed in U.S. Patent 8,324,391.

Compound A is a very potent and selective PDE4 inhibitor. In addition, Compound A has a very favorable pharmacokinetic profile.

20 In several in vitro and in vivo (animal) experiments it has been found that Compound A shows strong ameliorating effects on parameters relevant for the treatment of non-alcoholic fatty liver disease (NAFLD) and/or non-alcoholic steato-hepatitis (NASH), such as for example, decrease of body weight, decrease of body fat mass, decrease of serum alanine transaminase (ALT), decrease of liver fat content, decrease of fibrosis in the liver and improvement of insulin resistance.

25 Compound A differs from other development candidates intended for the treatment of NAFLD/NASH in that it exerts its effects via anti-inflammatory, anti-fibrotic and anti-steatotic mode of action. It is believed that Compound A has a superior safety/tolerability profile compared to other (second generation?) PDE4 inhibitors. It is furthermore believed that all of these effects observed in in vitro and animal experiments will translate in corresponding effects in the clinical setting in humans. In fact, Compound A did show a  
30 very favorable safety and pharmacokinetic profile in Phase 1 clinical studies [single rising dose (dosing 0.05 to 0.85 mg) and multiple rising dose (dosing 0.05 to 0.8 mg for 7 days; dosing 0.35 and 0.8 mg for up to 14 days)]; in these clinical trials no PDE4 inhibitor specific adverse events, such as for example diarrhea and nausea have been observed.

35 In a first aspect the invention relates to a method for the treatment of non-alcoholic fatty liver disease (NAFLD), comprising administering to a mammal (patient) in need thereof a therapeutically effective

- 7 -

amount of a phosphodiesterase 4 (PDE4) inhibitor, wherein the phosphodiesterase 4 (PDE4) inhibitor is selected from the group consisting of Compound A and a pharmaceutically acceptable salt thereof.

5 In a second aspect the invention relates to a method for the treatment of non-alcoholic steato-hepatitis (NASH), comprising administering to a mammal (patient) in need thereof a therapeutically effective amount of a phosphodiesterase 4 (PDE4) inhibitor, wherein the phosphodiesterase 4 (PDE4) inhibitor is selected from the group consisting of Compound A and a pharmaceutically acceptable salt thereof.

10 In a third aspect the invention relates to a method for the concurrent treatment of diabetes mellitus type 2 and non-alcoholic fatty liver disease (NAFLD), comprising administering to a mammal (patient) suffering from diabetes mellitus type 2 and non-alcoholic fatty liver disease a therapeutically effective amount of a phosphodiesterase 4 (PDE4) inhibitor, wherein the phosphodiesterase 4 (PDE4) inhibitor is selected from the group consisting of Compound A and a pharmaceutically acceptable salt thereof.

15 In a fourth aspect the invention relates to a method for the concurrent treatment of diabetes mellitus type 2 and non-alcoholic steato-hepatitis (NASH), comprising administering to a mammal (patient) suffering from diabetes mellitus type 2 and non-alcoholic steato-hepatitis (NASH) a therapeutically effective amount of a phosphodiesterase 4 (PDE4) inhibitor, wherein the phosphodiesterase 4 (PDE4) inhibitor is selected from the group consisting of Compound A and a pharmaceutically acceptable salt thereof.

20 In a preferred embodiment of the invention the phosphodiesterase 4 (PDE4) inhibitor is Compound A.

The present invention provides a method for the treatment of non-alcoholic fatty liver disease (NAFLD), respectively non-alcoholic steato-hepatitis (NASH) comprising administering Compound A or a  
25 pharmaceutical acceptable salt thereof to the mammal (patient) in need of treatment; Compound A or a pharmaceutically acceptable salt thereof may be administered by a variety of administration routes. Administration can be, for example, pulmonary, oral, parenteral or transdermal. The preferred route of administration is oral.

30 The preferred dosage form is the oral dosage form. Suitable oral dosage forms include, but are not limited to tablets, capsules, powders, pills, solutions, suspensions, emulsions, pastes and granules. The most preferred oral dosage form is a tablet.

#### Dosage Information

35 Compound A or a pharmaceutically acceptable salt thereof may be administered once daily, twice daily or three times a day.

- 8 -

Compound A may be administered in an oral dosage form comprising Compound A in any amount from 0.1 mg to 6 mg (preferred in any amount from 0.8 to 3.25 mg), such as, but not limited to 0.1, 0.2, 0.25, 0.3, 0.4, 0.5, 0.6, 0.7, 0.75, 0.8, 0.9, 1, 1.25, 1.5, 1.75, 2, 2.25, 2.5, 2.75, 3, 3.25, 3.5, 3.75, 4, 4.25, 4.5,  
5 4.75, 5, 5.25, 5.5, 5.75 or 6 mg, of which 0.8, 0.9, 1, 1.25, 1.5, 1.75, 2, 2.25, 2.5, 2.75, 3 and 3.25 mg are preferred.

As indicated above, the oral dosage form comprising Compound A in any amount between 0.1 and 6 mg (preferred in any amount between 0.8 and 3.25 mg) may be administered once daily, twice daily or three  
10 times a day, of which twice daily and three times a day administration are preferred and twice daily administration is particularly preferred.

Corresponding amounts of a pharmaceutically acceptable salt of Compound A can easily be calculated by one of ordinary skill, depending on the choice of the respective salt.

15 In an embodiment of the first aspect of the invention Compound A is administered once daily at a dose of between 0.1 mg and 6 mg or a pharmaceutically acceptable salt of Compound A is administered at a daily dose corresponding to the Compound A once daily dose of between 0.1 mg and 6 mg.

20 In another embodiment of the first aspect of the invention Compound A is administered twice daily at a dose of between 0.1 mg and 6 mg or a pharmaceutically acceptable salt of Compound A is administered twice daily at a dose corresponding to the Compound A twice daily dose of between 0.1 mg and 6 mg.

25 In another embodiment of the first aspect of the invention Compound A is administered three times a day at a dose of between 0.1 mg and 6 mg or a pharmaceutically acceptable salt of Compound A is administered three times a day at a dose corresponding to the Compound A three times a day dose of between 0.1 mg and 6 mg.

30 In another embodiment of the first aspect of the invention Compound A is administered once daily at a dose of between 0.8 mg and 3.25 mg or a pharmaceutically acceptable salt of Compound A is administered once daily at a dose corresponding to the Compound A once daily dose of between 0.8 mg and 3.25 mg.

35 In another embodiment of the first aspect of the invention Compound A is administered twice daily at a dose of between 0.8 mg and 3.25 mg or a pharmaceutically acceptable salt of Compound A is administered twice daily at a dose corresponding to the Compound A twice daily dose of between 0.8 mg and 3.25 mg.

In another embodiment of the first aspect of the invention Compound A is administered three times a day at a dose of between 0.8 mg and 3.25 mg or a pharmaceutically acceptable salt of Compound A is administered three times a day at a dose corresponding to the Compound A three times a day dose of  
5 between 0.8 mg and 3.25 mg.

In another embodiment of the first aspect of the invention Compound A is administered once daily at a dose of between 0.1 mg and 2 mg or a pharmaceutically acceptable salt of Compound A is administered once daily at a dose corresponding to the Compound A once daily dose of between 0.1 mg and 2 mg.  
10

In an embodiment of the second aspect of the invention Compound A is administered once daily at a dose of between 0.1 mg and 6 mg or a pharmaceutically acceptable salt of Compound A is administered once daily at a dose corresponding to the Compound A once daily dose of between 0.1 mg and 6 mg.

15 In another embodiment of the second aspect of the invention Compound A is administered twice daily at a dose of between 0.1 mg and 6 mg or a pharmaceutically acceptable salt of Compound A is administered twice daily at a dose corresponding to the Compound A twice daily dose of between 0.1 mg and 6 mg.

20 In another embodiment of the second aspect of the invention Compound A is administered three times a day at a dose of between 0.1 mg and 6 mg or a pharmaceutically acceptable salt of Compound A is administered three times a day at a dose corresponding to the Compound A three times a day dose of between 0.1 mg and 6 mg.

25 In another embodiment of the second aspect of the invention Compound A is administered once daily in an oral dosage form comprising Compound A in an amount of between 0.8 mg and 3.25 mg or comprising the pharmaceutically acceptable salt of Compound A in an amount corresponding to the amount of Compound A of between 0.8 mg and 3.25 mg.

30 In another embodiment of the second aspect of the invention Compound A is administered twice daily at a dose of between 0.8 mg and 3.25 mg or a pharmaceutically acceptable salt of Compound A is administered twice daily at a dose corresponding to the Compound A twice daily dose of between 0.8 mg and 3.25 mg.

35 In another embodiment of the second aspect of the invention Compound A is administered three times a day at a dose between 0.8 mg and 3.25 mg or a pharmaceutically acceptable salt of Compound A is

- 10 -

administered three times a day at a dose corresponding to the Compound A three times a day dose of between 0.8 mg and 3.25 mg.

5 In another embodiment of the second aspect of the invention Compound A is administered once daily at a dose of between 0.1 mg and 2 mg or a pharmaceutically acceptable salt of Compound A is administered once daily at a dose corresponding to the Compound A once daily dose of between 0.1 mg and 2 mg.

10 In an embodiment of the third aspect of the invention Compound A is administered once daily at a dose of between 0.1 mg and 6 mg or a pharmaceutically acceptable salt of Compound A is administered once daily at a dose corresponding to the Compound A once daily dose of between 0.1 mg and 6 mg.

15 In another embodiment of the third aspect of the invention Compound A is administered twice daily at a dose of between 0.1 mg and 6 mg or a pharmaceutically acceptable salt of Compound A is administered at a dose corresponding to the Compound A twice daily dose of between 0.1 mg and 6 mg.

20 In another embodiment of the third aspect of the invention Compound A is administered three times a day at a dose of between 0.1 mg and 6 mg or a pharmaceutically acceptable salt of Compound A is administered three times a day at a dose corresponding to the Compound A three times a day dose of between 0.1 mg and 6 mg.

25 In another embodiment of the third aspect of the invention Compound A is administered once daily at a dose of between 0.8 mg and 3.25 mg or a pharmaceutically acceptable salt of Compound A is administered once daily at a dose corresponding to the Compound A once daily dose of between 0.8 mg and 3.25 mg.

30 In another embodiment of the third aspect of the invention Compound A is administered twice daily at a dose of between 0.8 mg and 3.25 mg or a pharmaceutically acceptable salt of Compound A is administered twice daily at a dose corresponding to the Compound A twice daily dose of between 0.8 mg and 3.25 mg.

35 In another embodiment of the third aspect of the invention Compound A is administered three times a day at a dose of between 0.8 mg and 3.25 mg or a pharmaceutically acceptable salt of Compound A is administered three times a day at a dose corresponding to the Compound A three times a day dose of between 0.8 mg and 3.25 mg.

- 11 -

In another embodiment of the third aspect of the invention Compound A is administered once daily at a dose of between 0.1 mg and 2 mg or a pharmaceutically acceptable salt of Compound A is administered once daily at a dose corresponding to the Compound A once daily dose of between 0.1 mg and 2 mg.

5 In an embodiment of the fourth aspect of the invention Compound A is administered once daily at a dose of between 0.1 mg and 6 mg or a pharmaceutically acceptable salt of Compound A is administered once daily at a dose corresponding to the Compound A once daily dose of between 0.1 mg and 6 mg.

10 In another embodiment of the fourth aspect of the invention Compound A is administered twice daily at a dose of between 0.1 mg and 6 mg or a pharmaceutically acceptable salt of Compound A is administered twice daily at a dose corresponding to the Compound A twice daily dose of between 0.1 mg and 6 mg.

15 In another embodiment of the fourth aspect of the invention Compound A is administered three times a day at a dose of between 0.1 mg and 6 mg or a pharmaceutically acceptable salt of Compound A is administered three times a day at a dose corresponding to the Compound A three times a day dose of between 0.1 mg and 6 mg.

20 In another embodiment of the fourth aspect of the invention Compound A is administered once daily at a dose of between 0.8 mg and 3.25 mg or a pharmaceutically acceptable salt of Compound A is administered once daily at a dose corresponding to the Compound A once daily dose of between 0.8 mg and 3.25 mg.

25 In another embodiment of the fourth aspect of the invention Compound A is administered twice daily at a dose of between 0.8 mg and 3.25 mg or a pharmaceutically acceptable salt of Compound A is administered twice daily at a dose corresponding to the Compound A twice daily dose of between 0.8 mg and 3.25 mg.

30 In another embodiment of the fourth aspect of the invention Compound A is administered three times a day at a dose of between 0.8 mg and 3.25 mg or a pharmaceutically acceptable salt of Compound A is administered three times a day at a dose corresponding to the Compound A three times a day dose of between 0.8 mg and 3.25 mg.

35 In another embodiment of the fourth aspect of the invention Compound A is administered once daily at a dose of between 0.1 mg and 2 mg or a pharmaceutically acceptable salt of Compound A is administered once daily at a dose corresponding to the Compound A once daily dose of between 0.1 mg and 2 mg.

- 12 -

In a fifth aspect the invention relates to the treatment of non-alcoholic steato-hepatitis (NASH) comprising administering a therapeutically effective amount of Compound A or a pharmaceutically acceptable salt thereof to a patient in need thereof, not adequately controlled despite one or more of

- 5           - the loss of excess weight,
- incorporation of a balanced diet,
- adequate physical activity,
- avoidance of alcohol and
- treatment with an antioxidant, such as for example, Vitamin E.

10       In a preferred embodiment of the first, second, third, fourth or fifth aspect of the invention the phosphodiesterase 4 (PDE4) inhibitor is Compound A.

In another preferred embodiment of the first, second, third, fourth or fifth aspect of the invention Compound A or the pharmaceutical salt of Compound A is administered in an oral dosage form.

15

#### *Pharmaceutical Formulations and Dosage Forms*

When employed as pharmaceutical, Compound A or a pharmaceutically acceptable salt thereof (sometimes collectively referred to as "the compounds of the invention" in the present specification) can

20       be administered in the form of pharmaceutical composition(s). These pharmaceutical composition(s) can be prepared in a manner well known in the pharmaceutical art and can be administered by a variety of routes. Administration can be pulmonary (e.g., by inhalation or insufflation of powders or aerosols, including by nebulizer), intratracheal, intranasal, epidermal and transdermal, oral or parenteral. Parenteral administration includes intravenous, subcutaneous, intraperitoneal or intramuscular injection, or infusion.

25       Parenteral administration can be in the form of a single bolus dose or for example, can be by a continuous perfusion pump. The preferred route of administration is oral.

Pharmaceutical composition(s) and formulations for topical administration can include: transdermal patches; conventional pharmaceutical carriers; aqueous, powder or oily bases; thickeners; and/or the like

30       which may be necessary or desirable.

This invention also includes pharmaceutical composition(s) which contain, as the active ingredient, a compound of the invention in combination with one or more pharmaceutically acceptable carriers. Pharmaceutically acceptable carriers known in the art can be employed. In making the pharmaceutical

35       composition(s) of the invention, the active ingredient is typically mixed with an excipient, diluted by an excipient or enclosed within such a carrier in the form of, for example, a capsule, sachet, paper, or other container. When the excipient serves as a diluent, it can be a solid, semi-solid, or liquid material, which

- 13 -

acts as a vehicle, carrier or medium for the active ingredient. Thus, the pharmaceutical composition(s) can be in the form of tablets, pills, powders, lozenges, sachets, cachets, elixirs, suspensions, emulsions, solutions, syrups, aerosols (as a solid or in a liquid medium), soft and hard gelatin capsules, suppositories, sterile injectable solutions, and sterile packaged powders.

5

The pharmaceutical composition(s) can be formulated in a unit dosage form, each dosage containing an amount of the active ingredient as described above. The term "unit dosage forms" refers to physically discrete units suitable as unitary dosages for human subjects and other mammals, each unit containing a predetermined quantity of active ingredient calculated to produce the desired therapeutic effect, in association with a suitable pharmaceutical excipient.

10

The compound of the invention is generally administered in a therapeutically effective amount. It will be understood, however, that the amount of the compound actually administered will usually be determined by a physician, according to the relevant circumstances, including the condition to be treated, the chosen route of administration, the actual compound administered, the age, weight, and response of the individual patient, the severity of the patient's symptoms, and the like.

15

#### **Pre-clinical Studies**

20

##### **1) Prophylactic effects of Compound A in a mouse model of NASH**

Prophylactic effects of Compound A on parameters such as a) hepatic fibrosis formation, b) hepatic triglyceride formation and c) plasma ALT reduction were examined in a rodent model of NASH.

25

Homozygous low-density lipoprotein receptor knockout (LDLR-KO) mice were fed with chow or modified choline deficient, L-amino acid-defined (mCDAA) diet (A08111307, Research Diets, USA). After 1 week under chow or mCDAA diet, the mice were orally dosed with Compound A (1, 3 and 10 mg/5 ml/kg, QD, n=10; suspension in 0.5w/v% methylcellulose suspension) for 7 weeks.

30

Treatment with Compound A (1, 3, and 10 mg/5 ml/kg, QD, n=10) resulted in dose-dependent reduction of hepatic fibrosis area (Figure 1). Hepatic triglyceride (TG) content (Figure 2) and plasma ALT levels (Figure 3) were also significantly reduced.

35

Body weight was slightly decreased, while no change in food intake was observed. Liver weight and epididymal white adipose tissue (which represents a surrogate for body fat mass) were dose dependently decreased (Figure 4).

- 14 -

In addition prophylactic effects of Compound A on hepatic gene expression were evaluated. After total RNA was extracted from liver, cDNA was amplified using High-Capacity cDNA Reverse Transcription Kit (ABI 4368813), and target gene mRNA was measured using Taqman PCR. The target gene expression level was normalized by GAPDH.

5

Treatment with Compound A resulted in dose-dependent reduction of hepatic fibrosis-related tissue inhibitor of metalloproteases-1 (TIMP-1) gene expression (Figure 13) and hepatic inflammatory TNF $\alpha$  gene expression (Figure 14).

10 These data all together suggest that Compound A prevented NASH progression by its anti-inflammatory, and anti-fibrotic effect in the liver.

## 2) Therapeutic effects of Compound A in a mouse model of NASH

15 To evaluate therapeutic potential of Compound A, effects of Compound A were additionally examined after hepatic fibrosis formation. Homozygous LDLR-KO mice were fed with chow or mCDAA diet (A08111307, Research Diets, USA). After 6 week under chow or mCDAA diet, the mice were orally dosed with Compound A (4, and 8 mg/5 mL/kg, QD, n=12; suspension in 0.5 w/v% methylcellulose solution) for 10 weeks.

20

At 6<sup>th</sup> week point when starting the Compound A treatment, hepatic fibrosis formation and hepatic triglyceride accumulation, (Figures 5 and 6). Treatment with Compound A resulted in reduction of hepatic fibrosis area (Figure 5); hepatic TG content was also significantly reduced from the initial value (Figure 6). These data suggest therapeutic potential of Compound A for existing fibrosis and steatosis.

25

## 3) Effect on body weight and fat and lean mass of Compound A – 4 weeks treatment in diet-induced obese (DIO) mice

### Model description

30

Male C57BL/6J mice were obtained from CLEA Japan, Inc. The mice were fed High fat diet D12451 (Research diets, Inc) from 5 week to 54-week old and water ad libitum.

### Experimental protocol

35

All mice were housed individually in animal cages and used for the study after 2 weeks of acclimation period. Animal groups (n=7) were treated with either vehicle (0.5 w/v% methylcellulose, p.o.) or Compound A (1 mg /kg or 3 mg/kg, p.o. suspension in 0.5w/v% methylcellulose solution) in the evening

- 15 -

once a day for 4 weeks from 50 weeks of age. Body weight was measured 2 or 3 times per week. Regarding body composition fat mass and lean mass were measured.

#### Measurements

5 Body composition (fat mass and lean mass) was measured by Echo-MRI-900 (ALOKA Japan).

#### Statistical Analysis

All data are presented as mean  $\pm$  S.D. For evaluation of the effects of Compound A, statistical significances between vehicle (p.o.) and Compound A treated groups were analyzed with one-tailed  
10 Williams' test or Shirley-Williams test when the variances among the groups were homogeneous or heterogeneous, respectively. The p-values less than 0.025 were considered statistically significant in one-tailed Williams' test or Shirley-Williams test. Body weight change from pretreatment (Day 0) was calculated using the following formula:  $[(BW - BW \text{ at Day 0}) / BW \text{ at Day 0}] \times 100$ .

#### 15 Results

Four week-treatment with Compound A (1 and 3 mg/kg) in DIO mice dose-dependently and significantly decreased body weight (1 mg/kg;  $-4.9 \pm 3.5\%$ , 3 mg/kg;  $-17.2 \pm 4.0\%$ ) compared to vehicle (p.o.) treated group ( $+3.8\% \pm 2.4\%$ ). Compound A showed a durable body weight lowering effect during the 4-week study period (Figure 7). When corrected with vehicle (p.o.)-treated body weight change, Compound A (1  
20 mg/kg) showed body weight reduction by  $-8.7 \pm 3.5\%$ . Treatment with Compound A (1 and 3 mg/kg) dose dependently and significantly decreased fat mass (Figure 8A) without affecting lean mass (Figure 8B), suggesting that the body weight lowering effect of Compound A was derived from the specific reduction of fat mass.

#### 25 4. Compound A - Effect on HbA1c – 4 weeks treatment in db/db mice

##### Model description

Female db/db mice were purchased from Taconic (Lille Skensved, Denmark) at 5 – 6 weeks of age and were maintained under standard conditions (5 animals / cage; 12 h light-dark cycle; room temperature of  
30  $22 \pm 2$  °C; relative humidity of  $60 \pm 15$  %). All mice had free access to water and standard chow (Provimi Kliba, Kaiseraugst, Switzerland). Four days upon arrival animals were randomized based on body weight and levels of glycated hemoglobin 1c (HbA1c). At 7 weeks of age, animals were treated daily by oral gavage with vehicle (4 % methylcellulose) or with Compound A (composed in aqueous 4 %  
35 methylcellulose) using doses of 1, 3 and 10 mg/kg s.i.d. (doses related to free base). The required dose was applied in a volume of 10 ml/kg body weight. Each dose group consisted of 10 animals. At the end of the treatment period plasma samples were isolated for determination of HbA1c levels. All experimental procedures were conducted according to the German Animal Protection Law.

## HbA1c

HbA1c was analyzed from tail-tip-blood (HbA1c determination before treatment) as well as from blood collected from the retro-orbital venous plexus (HbA1c determination after 4 weeks treatment) using the Hemoglobin A1c Test (Siemens, Bad Nauheim, Germany).

Statistical analysis: Values are presented as means  $\pm$  SEM. Statistical differences were determined using one-way-ANOVA followed by a post-hoc analysis with Dunnett's correction (GraphPad Prism).

- 10 Definition of significance: n.s. = not significant ( $p > 0.05$ )  
 \*, \*\*, \*\*\* =  $p < 0.05$ ,  $< 0.01$ ,  $< 0.001$

Results: Treatment with Compound A significantly and strongly reduced HbA1c levels dose dependently at all doses tested. HbA1c levels were reduced from 9.06 % (control) to 7.27 ( $p < 0.05$ ), 7.06 ( $p < 0.01$ ) and 6.16% ( $p < 0.001$ ) at doses of 1, 3, and 10 mg/kg of Compound A (Figure 9).

HbA1c levels in female db/db mice after 28 days oral treatment with Compound A ( $n = 10$ ; doses related to free base).

	dose (mg/kg)	mean HbA1c (%)
vehicle		9.06
Compound A	1	7.27*
	3	7.06**
	10	6.16***

20

### 5. Compound A – Effect on insulin sensitivity in ob/ob mice after 29 days treatment

#### Model description

Male 5 weeks old ob/ob mice (B6.Cg-Lep<sup>ob</sup>/J, genotype: Lep<sup>ob</sup>/Leb<sup>ob</sup>) and age-matched male lean mice (B6.Cg-Lep<sup>ob</sup>/J, genotype: Lep<sup>ob/+</sup> or Leb<sup>+/+</sup>) were purchased from Charles River Laboratories, Japan Inc. All mice were fed with a normal chow (CE-2, CLEA Japan) and allowed free access to tap water. The animals were housed in a room with controlled temperature ( $23 \pm 1^\circ\text{C}$ ), humidity ( $55 \pm 10\%$ ) and lightning (lights from 07:00 to 19:00). All experiments were approved by the Institutional Animal Care and Use Committee of Shonan Research Center, Takeda Pharmaceutical Company Ltd (Japan).

30

- 17 -

#### Experimental Protocol / Measurements

All mice were housed individually in animal cages and used for the study at 7 weeks of age after 2 weeks of acclimation period. Blood samples were collected from the tail vein. Heparin and 2%-EDTA were used to inhibit the coagulation of the blood. Plasma was obtained by centrifugation. Plasma levels of glucose were measured using the automatic analyzer 7180 (Hitachi, Japan). Vehicle (0.5w/v% methylcellulose, 10 ml/kg) and Compound A (3 and 10 mg/kg suspended in 0.5% methylcellulose solution) were orally administered once daily. After 28 days of administration, the insulin tolerance test (ITT) was performed. Mice were fasted for 6 h and then intraperitoneally administered with insulin (Novolin R, NovoNordisk) at a dose of 0.5 unit/5 ml/kg. Blood samples were collected from tail vein before and 15, 30, 60 and 120 min after the insulin administration. Plasma glucose (PG) level and ITT were measured using the method described above. For the assessment of the insulin sensitivity, plasma glucose levels at 60 min after insulin administration,  $AUC_{0-120 \text{ min}}$  of plasma glucose level, and changes in plasma glucose level (from the zero time value) at 60 min after insulin administration were used.  $AUC_{0-120 \text{ min}}$  of plasma glucose level was calculated using the following formula;  $\{(0 \text{ min PG}) + (15 \text{ min PG})\} \times 15 + \{(15 \text{ min PG}) + (30 \text{ min PG})\} \times 15 + \{(30 \text{ min PG}) + (60 \text{ min PG})\} \times 30 + \{(60 \text{ min PG}) + (20 \text{ min PG})\} \times 60 / 2$ .

#### Statistical analysis

Data are expressed as mean and standard deviation (n=8 for ob/ob mice and n=5 for lean mice). The dose response trends of Compound A were assessed by one-tailed Williams' test or Shirley-Williams test. The p-values less than 0.025 were considered statistically significant in one-tailed Williams' test or Shirley Williams test. For evaluation of the effects of pioglitazone, statistical differences between vehicle and pioglitazone treated groups were analyzed with Student's t-test or Aspin-Welsh test. The P-values less than 0.05 were considered statistically significant in Student's t-test and Aspin-Welsh test.

#### Results

To assess the insulin sensitivity, ITT was performed after 29 days treatment. The insulin (0.5 unit/kg, i.p.) -stimulated plasma glucose (PG) reduction was impaired in vehicle treated ob/ob mice compared to lean mice (Figure 10), suggesting the presence of insulin resistance of ob/ob mice. Treatment with Compound A at 10 mg/kg/day significantly enhanced the insulin-stimulated PG reduction at 60 min compared to vehicle group (Figure 10A). In addition, Compound A (3 and 10 mg/kg/day) dose-dependently decreased AUC of PG level with statistical significance at 10 mg/kg/day (Figure 10B). Furthermore, the declines in plasma glucose level at 60 min from the zero time value were significantly greater with Compound A (3 and 10 mg/kg/day)-treated groups compared to vehicle group (Figure 10C). These results indicate that Compound A improved insulin sensitivity in ob/ob mice.

35

- 18 -

## 6. Compound A – Effect on Liver lipodosis / Liver weight– 8 weeks treatment in diet induced obese (DIO) mice

### Model description

5 Obesity was induced in male C57BL/6J mice (Charles River, Germany; 6 weeks of age weighing 19-20 g at start of study) by feeding a high caloric diet (60% kcal %fat; No. 2127; Provimi-Kliba, Switzerland) for 7 weeks. Animals were single housed in Makrolon cages type II-Long with free access to food and tap water. When body weight gain exceeded 50% compared to body weight at onset of diet, the animals were randomized according to body weight (day -4) followed by treatment for 8 weeks with daily doses of  
10 Compound A (0.3, 1, 3 and 10 mg/kg/day, p.o; dissolved in 4% (w/v) aqueous methocel solution to give the required dose in a volume of 10 mL/kg body weight; n=10 in each group). After 8 weeks of treatment, animals were sacrificed. Liver was removed, weighed and fixed in 4% neutral buffered formalin for 2 days, embedded in paraffine and stained with Hematoxylin-Eosin for histological evaluation. The slides were blinded for histological reading and liver lipodosis was evaluated by light microscopy.

15

The degree of liver lipodosis was assessed semi-quantitatively by the following grading criteria:

Grade 1 (minimal): small round cytoplasmic vacuoles within hepatocytes

Grade 2 (mild): small to medium sized round cytoplasmic vacuoles within hepatocytes

20 Grade 3 (moderate): in addition: round cytoplasmic vacuoles, partly forcing the nucleus to the periphery of the cell

Grade 4 (marked): in addition: whole lobe affected

For focal changes or multifocal changes 0.5 or 0.25 were subtracted respectively. The mean severity index was calculated by dividing the sum of all gradings/group by the number of animals/group.

### 25 Results

#### Liver weight

Feeding high caloric diet slightly increased the liver weight of overnight fasted male C57BL/6J mice. Liver weighed 0.96 g and 1.04 g in animals on standard and high caloric diet, respectively ( $p>0.05$ ). The increase in liver weight was dose-dependently slowed down by Compound A, and abolished at 3 and 10  
30 mg/kg resulting in a level of 0.96 g, respectively 0.95 g.

In summary, feeding high caloric diet resulted in a slight increase in liver weight by 8% compared to standard diet. Treatment with Compound A at 3 and 10 mg/kg completely abolished the increase in liver weight.

35

Table: Effect on Liver weight (Day 56)

	Liver weight (g)	SEM
Vehicle standard diet	0.96	0.04
Vehicle high caloric diet	1.04	0.03
Compound A (0.3 mg/kg p.o.)	1.08	0.03
Compound A (1.0 mg/kg p.o.)	1.01	0.03
Compound A (3.0 mg/kg p.o.)	0.96	0.01
Compound A (10 mg/kg p.o.)	0.95	0.02

## Liver Lipidosis

- 5 At day 56, control animals on standard diet (SD) showed mild liver lipidosis (severity grade of 2.2) and control animals on high caloric diet (HD) showed minimal to mild liver lipidosis (severity grade of 1.5). Treatment with Compound A dose-dependently improved liver morphology resulting in severity grades of 1.4, 0.6, 0.3 and 0.2 (0.3, 1, 3, and 10 mg/kg dose, respectively). In summary, treatment with Compound A at doses of 3 and 10 mg/kg almost abolished liver lipidosis (Figure 11).

10

Table: Effect on Liver Lipidosis

Compound	Dose (mg/kg)	Grade Liver Lipidosis (mean)	SEM
Vehicle, standard diet (SD)	0	2.2	0.25
Vehicle, High caloric diet (HD)	0	1.5	0.44
Compound A, HD	0.3	1.4	0.29
Compound A, HD	1.0	0.6	0.29
Compound A, HD	3.0	0.3	0.21
Compound A, HD	10.0	0.2	0.08

## 7. Compound A - Anti-fibrotic activity in human hepatic stellate cells

15

The effect on human stellate cells (HSCs) activation was evaluated by gene expression of alpha smooth muscle actin ( $\alpha$ SMA) induced by TGF- $\beta$ .

Primary HSCs (ScienCell) were suspended in serum-free SteCM medium (ScienCell) and seeded on Poly-D-Lysine-coated 96 well plates as  $2.5 \times 10^3$  cells/100  $\mu$ L/well. Six hours after the seeding, HSCs

- 20 -

were treated with Compound A (0, 0.0001, 0.001, 0.01, 0.1, and 1  $\mu$ M), TGF- $\beta$  (0.2 ng/mL) and forskolin (1  $\mu$ M) for 24 hours. After the 24-hours incubation, total RNA was extracted from cell lysate using RNeasy 96 Kit (QIAGEN 74182). cDNA was amplified using High-Capacity cDNA Reverse Transcription Kit (ABI 4368813), and target gene mRNA was measured using Taqman PCR. The target gene expression level was normalized by GAPDH. The experiment was repeated 5 times.

## Results

In the presence of forskolin, Compound A dose-dependently suppressed TGF- $\beta$  -induced  $\alpha$ SMA gene expression in HSCs. Results are shown by mean  $\pm$  SD in Figure 12.

### 8. Compound A – Systemic anti-inflammatory effect in vitro and in vivo

#### a) Anti-inflammatory effect of Compound A in THP-1 cells (in vitro)

Anti-inflammatory effect of Compound A was evaluated by gene expression of TNF $\alpha$  induced by LPS in THP-1 cells, a human monocytic cell line.

THP-1 cells (ATCC) were suspended in RPMI medium containing 10% FBS and 50 ng/mL PMA (2.5  $\times 10^5$  cells/mL) and seeded on 96 well plates. Forty-eight hours after the seeding, the medium was exchanged to serum-free RPMI medium. Three hours after the exchange, Compound A (0, 0.0001, 0.001, 0.01, 0.1 and 1  $\mu$ M), LPS (1 ng/mL), and forskolin (0.1  $\mu$ M) were added to the THP-1 cells. After the 5-hours incubation, total RNA was extracted from cell lysate using RNeasy 96 Kit (QIAGEN 74182). cDNA was amplified using High-Capacity cDNA Reverse Transcription Kit (ABI 4368813), and target gene mRNA was measured using Taqman PCR. The target gene expression level was normalized by GAPDH. The experiment was repeated 5 times.

## Results

In the presence of forskolin, Compound A dose-dependently suppressed LPS-induced TNF- $\alpha$  gene expression in THP-1 cells. Results are shown by mean  $\pm$  SD in Figure 15.

#### b) Anti-inflammatory Effect of Compound A (in vivo) – Effect of Compound A on systemic tumor necrosis factor alpha (TNF $\alpha$ ) release in lipopolysaccharide (LPS)-challenged Sprague Dawley (SD) rats

Compound A was administered 1 h before LPS challenge at doses of 0.1, 0.3, 1, 3 and 10 mg/kg (n = 8 animals per dose group). An LPS and vehicle treated control group of n = 8 animals was enclosed. Compound A or vehicle was given per os (p.o.) by gavage (administration volume: 10 mL/kg b.w.). LPS was injected intravenously (i.v.) at a dose of 20  $\mu$ g/kg (administration volume: 1 mL/kg b.w.) 1 h after compound or vehicle administration. One hour after LPS-challenge, the animals were sacrificed by inhalative isoflurane anaesthesia (5%; flow

- 21 -

rate: 2-3 L/min) and subsequent cervical dislocation. Heparinized blood was obtained by heart puncture. Blood was centrifuged (21,000 x g, 4 °C, 10 min), and plasma samples were kept frozen at – 20 °C until determination of TNF $\alpha$  levels by ELISA.

## 5 Results

Compound A dose-dependently reduced the mean TNF $\alpha$  in blood plasma compared to the vehicle-treated control. The reduction in the TNF $\alpha$  concentration was statistically significant at all doses tested. Results are shown by mean  $\pm$  SD in Figure 16. (Statistics: One-Way ANOVA with Dunnett's Post-Test, \*P<0.05, \*\*P<0.01 and \*\*\*P<0.001 vs. vehicle control)

10

The results provided under 8a) and 8b) together with the results of suppression of hepatic inflammatory TNF $\alpha$  gene expression provided under 1) clearly demonstrate the capability of Compound A to exert systemic anti-inflammatory effects as well as anti-inflammatory effects in the liver.

15 Further aspects of the invention:

a) Use of a phosphodiesterase 4 (PDE4) inhibitor for the manufacture of a pharmaceutical composition for the treatment of a disease selected from non-alcoholic fatty liver disease (NAFLD) and non-alcoholic steato-hepatitis (NASH), wherein the phosphodiesterase 4 (PDE4) inhibitor is selected from the group consisting of Compound A and a pharmaceutically acceptable salt thereof.

20

b) Use of a phosphodiesterase 4 (PDE4) inhibitor according to a), wherein the disease is non-alcoholic fatty liver disease (NAFLD).

25

c) Use of a phosphodiesterase 4 (PDE4) inhibitor according to a), wherein the disease is non-alcoholic steato-hepatitis (NASH).

d) Use of a phosphodiesterase 4 (PDE4) inhibitor for the manufacture of a pharmaceutical composition for the concomitant treatment of diabetes mellitus type 2 and non-alcoholic fatty liver disease (NAFLD), wherein the phosphodiesterase 4 (PDE4) inhibitor is selected from the group consisting of Compound A and a pharmaceutically acceptable salt thereof.

30

e) Use of a phosphodiesterase 4 (PDE4) inhibitor for the manufacture of a pharmaceutical composition for the concomitant treatment of diabetes mellitus type 2 and non-alcoholic steato-hepatitis (NASH), wherein the phosphodiesterase 4 (PDE4) inhibitor is selected from the group consisting of Compound A and a pharmaceutically acceptable salt thereof.

35

- 22 -

- f) Use according to any one of a) to e), wherein the phosphodiesterase 4 (PDE4) inhibitor is Compound A.
- 5 g) Use according to any one of a) to e), wherein Compound A is to be administered once daily at a dose of between 0.1 and 6 mg or a pharmaceutically acceptable salt of Compound A is to be administered once daily at a dose corresponding to the Compound A once daily dose of between 0.1 and 6 mg.
- 10 h) Use according to f), wherein Compound A is to be administered once daily at a dose of between 0.1 and 6 mg.
- 15 i) Use according to any one of a) to e), wherein Compound A is to be administered twice daily at a dose of between 0.1 and 6 mg or a pharmaceutically acceptable salt of Compound A is to be administered twice daily at a dose corresponding to the Compound A twice daily dose of between 0.1 and 6 mg.
- 20 j) Use according to f), wherein Compound A is to be administered twice daily at a dose of between 0.1 and 6 mg.
- k) Use according to any one of a) to e), wherein Compound A is to be administered three times a day at a dose of between 0.1 and 6 mg or a pharmaceutically acceptable salt of Compound A is to be administered three times a day at a dose corresponding to the Compound A three times a day dose of between 0.1 and 6 mg.
- 25 l) Use according to f), wherein Compound A is to be administered three times a day at a dose of between 0.1 and 6 mg.
- 30 m) Use according to any one of a) to e), wherein Compound A is to be administered once daily at a dose selected from 0.1, 0.2, 0.25, 0.3, 0.4, 0.5, 0.6, 0.7, 0.75, 0.8, 0.9, 1, 1.25, 1.5, 1.75, 2, 2.25, 2.5, 2.75, 3, 3.25, 3.5, 3.75, 4, 4.25, 4.5, 4.75, 5, 5.25, 5.5, 5.75 and 6 mg or the pharmaceutically acceptable salt of Compound A is to be administered once daily at a dose corresponding to a Compound A once daily dose selected from 0.1, 0.2, 0.25, 0.3, 0.4, 0.5, 0.6, 0.7, 0.75, 0.8, 0.9, 1, 1.25, 1.5, 1.75, 2, 2.25, 2.5, 2.75, 3, 3.25, 3.5, 3.75, 4, 4.25, 4.5, 4.75, 5, 5.25, 5.5, 5.75 and 6 mg.
- 35 n) Use according to f), wherein Compound A is to be administered once daily at a dose selected from 0.1, 0.2, 0.25, 0.3, 0.4, 0.5, 0.6, 0.7, 0.75, 0.8, 0.9, 1, 1.25, 1.5, 1.75, 2, 2.25, 2.5, 2.75, 3, 3.25, 3.5, 3.75, 4, 4.25, 4.5, 4.75, 5, 5.25, 5.5, 5.75 and 6 mg.

- 23 -

- 5 o) Use according to any one of a) to e), wherein Compound A is to be administered twice daily at a dose selected from 0.1, 0.2, 0.25, 0.3, 0.4, 0.5, 0.6, 0.7, 0.75, 0.8, 0.9, 1, 1.25, 1.5, 1.75, 2, 2.25, 2.5, 2.75, 3, 3.25, 3.5, 3.75, 4, 4.25, 4.5, 4.75, 5, 5.25, 5.5, 5.75 and 6 mg or the pharmaceutically acceptable salt of Compound A is to be administered twice daily at a dose corresponding to a  
Compound A twice daily dose selected from 0.1, 0.2, 0.25, 0.3, 0.4, 0.5, 0.6, 0.7, 0.75, 0.8, 0.9, 1, 1.25, 1.5, 1.75, 2, 2.25, 2.5, 2.75, 3, 3.25, 3.5, 3.75, 4, 4.25, 4.5, 4.75, 5, 5.25, 5.5, 5.75 and 6 mg.
- 10 p) Use according to f), wherein Compound A is to be administered twice daily at a dose selected from 0.1, 0.2, 0.25, 0.3, 0.4, 0.5, 0.6, 0.7, 0.75, 0.8, 0.9, 1, 1.25, 1.5, 1.75, 2, 2.25, 2.5, 2.75, 3, 3.25, 3.5, 3.75, 4, 4.25, 4.5, 4.75, 5, 5.25, 5.5, 5.75 and 6 mg.
- 15 q) Use according to any one of a) to e), wherein Compound A is to be administered three times a day at a dose selected from 0.1, 0.2, 0.25, 0.3, 0.4, 0.5, 0.6, 0.7, 0.75, 0.8, 0.9, 1, 1.25, 1.5, 1.75, 2, 2.25, 2.5, 2.75, 3, 3.25, 3.5, 3.75, 4, 4.25, 4.5, 4.75, 5, 5.25, 5.5, 5.75 and 6 mg or the pharmaceutically acceptable salt of Compound A is to be administered three times a day at a dose corresponding to a Compound A three times a day dose selected from 0.1, 0.2, 0.25, 0.3, 0.4, 0.5, 0.6, 0.7, 0.75, 0.8, 0.9, 1, 1.25, 1.5, 1.75, 2, 2.25, 2.5, 2.75, 3, 3.25, 3.5, 3.75, 4, 4.25, 4.5, 4.75, 5, 5.25, 5.5, 5.75 and 6 mg.
- 20 r) Use according to f), wherein Compound A is to be administered three times a day at a dose selected from 0.1, 0.2, 0.25, 0.3, 0.4, 0.5, 0.6, 0.7, 0.75, 0.8, 0.9, 1, 1.25, 1.5, 1.75, 2, 2.25, 2.5, 2.75, 3, 3.25, 3.5, 3.75, 4, 4.25, 4.5, 4.75, 5, 5.25, 5.5, 5.75 and 6 mg.
- 25 s) Use according to any one of a) to e), wherein Compound A is to be administered once daily at a dose of between 0.8 and 3.25 mg or a pharmaceutically acceptable salt of Compound A is to be administered once daily at a dose corresponding to the Compound A once daily dose of between 0.8 and 3.25 mg.
- 30 t) Use according to f), wherein Compound A is to be administered once daily at a dose of between 0.8 and 3.25 mg.
- 35 u) Use according to any one of a) to e), wherein Compound A is to be administered twice daily at a dose of between 0.8 and 3.25 mg or a pharmaceutically acceptable salt of Compound A is to be administered twice daily at a dose corresponding to the Compound A twice daily dose of between 0.8 and 3.25 mg.
- 40 v) Use according to f), wherein Compound A is to be administered twice daily t a dose of between 0.8 and 3.25 mg.

- 24 -

- 5 w) Use according to any one of a) to e), wherein Compound A is to be administered three times a day at a dose of between 0.8 and 3.25 mg or a pharmaceutically acceptable salt of Compound A is to be administered three times a day at a dose corresponding to the Compound A three times a day dose of between 0.8 and 3.25 mg.
- 10 x) Use according to f), wherein Compound A is to be administered three times a day at a dose of between 0.8 and 3.25 mg.
- 15 y) Use according to any one of a) to e), wherein Compound A is to be administered once daily at a dose selected from 0.8, 0.9, 1, 1.25, 1.5, 1.75, 2, 2.25, 2.5, 2.75, 3 and 3.25 mg or the pharmaceutically acceptable salt of Compound A is to be administered once daily at a dose corresponding to a Compound A once daily dose selected from 0.8, 0.9, 1, 1.25, 1.5, 1.75, 2, 2.25, 2.5, 2.75, 3 and 3.25 mg.
- 20 z) Use according to f), wherein Compound A is to be administered once daily at a dose selected from 0.8, 0.9, 1, 1.25, 1.5, 1.75, 2, 2.25, 2.5, 2.75, 3 and 3.25 mg.
- 25 aa) Use according to any one of a) to e), wherein Compound A is to be administered twice daily at a dose selected from 0.8, 0.9, 1, 1.25, 1.5, 1.75, 2, 2.25, 2.5, 2.75, 3 and 3.25 mg or the pharmaceutically acceptable salt of Compound A is to be administered twice daily at a dose corresponding to a Compound A twice daily dose selected from 0.8, 0.9, 1, 1.25, 1.5, 1.75, 2, 2.25, 2.5, 2.75, 3 and 3.25 mg.
- 30 bb) Use according to f), wherein Compound A is to be administered twice daily at a dose selected from 0.8, 0.9, 1, 1.25, 1.5, 1.75, 2, 2.25, 2.5, 2.75, 3 and 3.25 mg.
- 35 cc) Use according to any one of a) to e), wherein Compound A is to be administered three times a day at a dose selected from 0.8, 0.9, 1, 1.25, 1.5, 1.75, 2, 2.25, 2.5, 2.75, 3 and 3.25 mg or the pharmaceutically acceptable salt of Compound A is to be administered three times a day at a dose corresponding to a Compound A three times a day dose selected from 0.8, 0.9, 1, 1.25, 1.5, 1.75, 2, 2.25, 2.5, 2.75, 3 and 3.25 mg.
- 40 dd) Use according to f), wherein Compound A is to be administered three times a day at a dose selected from 0.8, 0.9, 1, 1.25, 1.5, 1.75, 2, 2.25, 2.5, 2.75, 3 and 3.25 mg.
- ee) Use according to any one of a) to e), wherein Compound A is to be administered once daily at a dose of between 0.1 and 2 mg or the pharmaceutically acceptable salt of Compound A is to be administered once daily at a dose corresponding to a Compound A once daily dose of between 0.1 mg and 2 mg.

- 25 -

- ff) Use according to f), wherein Compound A is to be administered once daily at a dose of between 0.1 mg and 2 mg.
- 5 gg) Use according to any one of a) to e), wherein Compound A is to be administered once daily at a dose selected from 0.1, 0.2, 0.25, 0.3, 0.4, 0.5, 0.6, 0.7, 0.75, 0.8, 0.9, 1, 1.25, 1.5, 1.75 and 2 mg or the pharmaceutically acceptable salt of Compound A is to be administered once daily at a dose corresponding to a Compound A once daily dose selected from 0.1, 0.2, 0.25, 0.3, 0.4, 0.5, 0.6, 0.7, 0.75, 0.8, 0.9, 1, 1.25, 1.5, 1.75 and 2 mg.
- 10 hh) Use according to f), wherein Compound A is to be administered once daily at a daily dose selected from 0.1, 0.2, 0.25, 0.3, 0.4, 0.5, 0.6, 0.7, 0.75, 0.8, 0.9, 1, 1.25, 1.5, 1.75 and 2 mg.
- 15 ii) Pharmaceutical composition comprising a phosphodiesterase 4 (PDE4) inhibitor for use in the treatment of a disease selected from non-alcoholic fatty liver disease (NAFLD) and non-alcoholic steato-hepatitis (NASH), wherein the phosphodiesterase 4 (PDE4) inhibitor is selected from the group consisting of Compound A and a pharmaceutically acceptable salt thereof.
- 20 jj) Pharmaceutical composition according to ii), wherein the disease is non-alcoholic fatty liver disease (NAFLD).
- kk) Pharmaceutical composition according to ii), wherein the disease is non-alcoholic steato-hepatitis (NASH).
- 25 ll) Pharmaceutical composition comprising a phosphodiesterase 4 (PDE4) inhibitor for use in the concomitant treatment of diabetes mellitus type 2 and non-alcoholic fatty liver disease (NAFLD), wherein the phosphodiesterase 4 (PDE4) inhibitor is selected from the group consisting of Compound A and a pharmaceutically acceptable salt thereof.
- 30 mm) Pharmaceutical composition comprising a phosphodiesterase 4 (PDE4) inhibitor for use in the concomitant treatment of diabetes mellitus type 2 and non-alcoholic steato-hepatitis (NASH), wherein the phosphodiesterase 4 (PDE4) inhibitor is selected from the group consisting of Compound A and a pharmaceutically acceptable salt thereof.
- 35 nn) Pharmaceutical composition according to any one of ii) to mm), wherein the phosphodiesterase 4 (PDE4) inhibitor is Compound A.
- oo) Pharmaceutical composition according to any one of ii) to mm), wherein Compound A is to be administered once daily at a dose of between 0.1 mg and 2 mg or a pharmaceutically acceptable

- 26 -

salt of Compound A is to be administered once daily at a dose corresponding to a Compound A once daily dose of between 0.1 mg and 2 mg.

- 5 pp) Pharmaceutical composition according to nn), wherein Compound A is to be administered once daily at a dose of between 0.1 mg and 2 mg.
- 10 qq) Pharmaceutical composition according to any one of ii) to mm), wherein Compound A is to be administered once daily at a dose selected from 0.1, 0.2, 0.25, 0.3, 0.4, 0.5, 0.6, 0.7, 0.75, 0.8, 0.9, 1, 1.25, 1.5, 1.75 and 2 mg or a pharmaceutically acceptable salt of Compound A is to be administered once daily at a dose corresponding to a Compound A once daily dose selected from 0.1, 0.2, 0.25, 0.3, 0.4, 0.5, 0.6, 0.7, 0.75, 0.8, 0.9, 1, 1.25, 1.5, 1.75 and 2 mg.
- 15 rr) Pharmaceutical composition according to nn), wherein Compound A is to be administered once daily at a dose selected from 0.1, 0.2, 0.25, 0.3, 0.4, 0.5, 0.6, 0.7, 0.75, 0.8, 0.9, 1, 1.25, 1.5, 1.75 and 2 mg.
- 20 ss) A method for the treatment of non-alcoholic fatty liver disease (NAFLD) in a mammal in need thereof, which comprises administering to a mammal suffering from non-alcoholic fatty liver disease (NAFLD), a therapeutically effective amount of a phosphodiesterase 4 (PDE4) inhibitor, wherein the phosphodiesterase 4 (PDE4) inhibitor is selected from the group consisting of Compound A and a pharmaceutically acceptable salt thereof.
- 25 tt) A method for the treatment of non-alcoholic steato-hepatitis (NASH) in a mammal in need thereof, which comprises administering to a mammal suffering from non-alcoholic steato-hepatitis (NASH), a therapeutically effective amount of a phosphodiesterase 4 (PDE4) inhibitor, wherein the phosphodiesterase 4 (PDE4) inhibitor is selected from the group consisting of Compound A and a pharmaceutically acceptable salt thereof.
- 30 uu) A method for the concomitant treatment of diabetes mellitus type 2 and non-alcoholic fatty liver disease (NAFLD) in a mammal in need thereof, which comprises administering to a mammal suffering from diabetes mellitus type 2 and non-alcoholic fatty liver disease (NAFLD), a therapeutically effective amount of a phosphodiesterase 4 (PDE4) inhibitor, wherein the phosphodiesterase 4 (PDE4) inhibitor is selected from the group consisting of Compound A and a pharmaceutically acceptable salt thereof.
- 35 vv) A method for the concomitant treatment of diabetes mellitus type 2 and non-alcoholic steato-hepatitis (NASH) in a mammal in need thereof, which comprises administering to a mammal suffering from diabetes mellitus type 2 and non-alcoholic steato-hepatitis (NASH), a

- 27 -

therapeutically effective amount of a phosphodiesterase 4 (PDE4) inhibitor, wherein the phosphodiesterase 4 (PDE4) inhibitor is selected from the group consisting of Compound A and a pharmaceutically acceptable salt thereof.

5 ww) The method according to any one of ss) to vv), wherein the phosphodiesterase 4 (PDE4) inhibitor is Compound A.

10 xx) The method according to any one of ss) to vv), wherein Compound A is administered once daily at a dose of between 0.1 mg and 2 mg or the pharmaceutically acceptable salt of Compound A is administered once daily at a dose corresponding to a Compound A once daily dose of between 0.1 mg and 2 mg.

15 yy) The method according to ww), wherein Compound A is administered once daily at a dose of between 0.1 mg and 2 mg.

20 zz) The method according to any one of ss) to vv), wherein Compound A is administered once daily at a dose selected from 0.1, 0.2, 0.25, 0.3, 0.4, 0.5, 0.6, 0.7, 0.75, 0.8, 0.9, 1, 1.25, 1.5, 1.75 and 2 mg or the pharmaceutically acceptable salt of Compound A is administered once daily at a dose corresponding to a Compound A once daily dose selected from 0.1, 0.2, 0.25, 0.3, 0.4, 0.5, 0.6, 0.7, 0.75, 0.8, 0.9, 1, 1.25, 1.5, 1.75 and 2 mg.

25 aaa) The method according to ww), wherein Compound A is administered once daily at a dose selected from 0.1, 0.2, 0.25, 0.3, 0.4, 0.5, 0.6, 0.7, 0.75, 0.8, 0.9, 1, 1.25, 1.5, 1.75 and 2 mg.

Claims

1. Pharmaceutical composition comprising a phosphodiesterase 4 (PDE4) inhibitor for use in the treatment of a disease selected from non-alcoholic fatty liver disease (NAFLD) and non-alcoholic steato-hepatitis (NASH),  
5 wherein the phosphodiesterase 4 (PDE4) inhibitor is selected from the group consisting of 5-((2R,4aR,10bR)-9-Ethoxy-2-hydroxy-8-methoxy-1,2,3,4,4a,10b-hexahydro-phenanthridin-6-yl)1-methyl-1H-pyridin-2-one (hereinafter referred to as "Compound A") and a pharmaceutically acceptable salt thereof.  
10
2. Pharmaceutical composition according to claim 1, wherein the disease is non-alcoholic fatty liver disease (NAFLD).
3. Pharmaceutical composition according to claim 1, wherein the disease is non-alcoholic steato-hepatitis (NASH).  
15
4. Pharmaceutical composition comprising a phosphodiesterase 4 (PDE4) inhibitor for use in the concomitant treatment of diabetes mellitus type 2 and non-alcoholic fatty liver disease (NAFLD), wherein the phosphodiesterase 4 (PDE4) inhibitor is selected from the group consisting of  
20 Compound A and a pharmaceutically acceptable salt thereof.
5. Pharmaceutical composition comprising a phosphodiesterase 4 (PDE4) inhibitor for use in the concomitant treatment of diabetes mellitus type 2 and non-alcoholic steato-hepatitis (NASH), wherein the phosphodiesterase 4 (PDE4) inhibitor is selected from the group consisting of  
25 Compound A and a pharmaceutically acceptable salt thereof.
6. Pharmaceutical composition according to any one of claims 1 to 5, wherein the phosphodiesterase 4 (PDE4) inhibitor is Compound A.
- 30 7. Pharmaceutical composition according to any one of claims 1 to 5, wherein Compound A is to be administered once daily at a dose of between 0.1 and 6 mg or a pharmaceutically acceptable salt of Compound A is to be administered once daily at a dose corresponding to an Compound A once daily dose of between 0.1 and 6 mg.
- 35 8. Pharmaceutical composition according to claim 6, wherein Compound A is to be administered once daily at a dose of between 0.1 and 6 mg.

- 29 -

9. Pharmaceutical composition according to any one of claims 1 to 5, wherein Compound A is to be administered twice daily at a dose of between 0.1 and 6 mg or a pharmaceutically acceptable salt of Compound A is to be administered twice daily at a dose corresponding to an Compound A twice daily dose of between 0.1 and 6 mg.
- 5
10. Pharmaceutical composition according to claim 6, wherein Compound A is to be administered twice daily at a dose of between 0.1 and 6 mg.
11. Pharmaceutical composition according to any one of claims 1 to 5, wherein Compound A is to be administered three times a day at a dose of between 0.1 and 6 mg or a pharmaceutically acceptable salt of Compound A is to be administered three times a day at a dose corresponding to an Compound A three times a day dose of between 0.1 and 6 mg.
- 10
12. Pharmaceutical composition according to claim 6, wherein Compound A is to be administered three times a day at a dose of between 0.1 and 6 mg.
- 15
13. Pharmaceutical composition according to any one of claims 7, 9 and 11, wherein the dose of Compound A is selected from 0.1, 0.2, 0.25, 0.3, 0.4, 0.5, 0.6, 0.7, 0.75, 0.8, 0.9, 1, 1.25, 1.5, 1.75, 2, 2.25, 2.5, 2.75, 3, 3.25, 3.5, 3.75, 4, 4.25, 4.5, 4.75, 5, 5.25, 5.5, 5.75 and 6 mg or the dose of a pharmaceutically acceptable salt of Compound A is selected from a dose corresponding to an Compound A dose selected from 0.1, 0.2, 0.25, 0.3, 0.4, 0.5, 0.6, 0.7, 0.75, 0.8, 0.9, 1, 1.25, 1.5, 1.75, 2, 2.25, 2.5, 2.75, 3, 3.25, 3.5, 3.75, 4, 4.25, 4.5, 4.75, 5, 5.25, 5.5, 5.75 and 6 mg.
- 20
14. Pharmaceutical composition according to any one of claims 8, 10 and 12, wherein the dose of Compound A is selected from 0.1, 0.2, 0.25, 0.3, 0.4, 0.5, 0.6, 0.7, 0.75, 0.8, 0.9, 1, 1.25, 1.5, 1.75, 2, 2.25, 2.5, 2.75, 3, 3.25, 3.5, 3.75, 4, 4.25, 4.5, 4.75, 5, 5.25, 5.5, 5.75 and 6 mg.
- 25
15. Pharmaceutical composition according to any one of claims 1 to 5, wherein Compound A is to be administered once daily at a dose of between 0.8 and 3.25 mg or a pharmaceutically acceptable salt of Compound A is to be administered once daily at a dose corresponding to a Compound A once daily dose of between 0.8 and 3.25 mg.
- 30
16. Pharmaceutical composition according to claim 6, wherein Compound A is to be administered once daily at a dose of between 0.8 and 3.25 mg.
- 35
17. Pharmaceutical composition according to any one of claims 1 to 5, wherein Compound A is to be administered twice daily at a dose of between 0.8 and 3.25 mg or a pharmaceutically acceptable salt of Compound A is to be administered twice daily at a dose corresponding to a Compound A twice daily dose of between 0.8 and 3.25 mg.

- 30 -

18. Pharmaceutical composition according to claim 6, wherein Compound A is to be administered twice daily at a dose of between 0.8 and 3.25 mg.
- 5 19. Pharmaceutical composition according to any one of claims 1 to 5, wherein Compound A is to be administered three times a day at a dose of between 0.8 and 3.25 mg or a pharmaceutically acceptable salt of Compound A is to be administered three times a day at a dose corresponding to a Compound A three times a day dose of between 0.8 and 3.25 mg.
- 10 20. Pharmaceutical composition according to claim 6, wherein Compound A is to be administered three times a day at a dose of between 0.8 and 3.25 mg.
21. Pharmaceutical composition according to any one of claims 15, 17 and 19, wherein the dose of Compound A is selected from 0.8, 0.9, 1, 1.25, 1.5, 1.75, 2, 2.25, 2.5, 2.75, 3 and 3.25 mg or the  
15 dose of a pharmaceutically acceptable salt of Compound A is selected from a dose corresponding to a Compound A dose selected from 0.8, 0.9, 1, 1.25, 1.5, 1.75, 2, 2.25, 2.5, 2.75, 3 and 3.25 mg.
22. Pharmaceutical composition according to any one of claims 16, 18 and 20, wherein the dose of Compound A is selected from 0.8, 0.9, 1, 1.25, 1.5, 1.75, 2, 2.25, 2.5, 2.75, 3 and 3.25 mg.  
20
23. Pharmaceutical composition according to any one of claims 1 to 22, wherein the pharmaceutical composition is an oral dosage form.
- 25 24. A method for the treatment of non-alcoholic fatty liver disease (NAFLD) in a mammal in need thereof, which comprises administering to a mammal suffering from non-alcoholic fatty liver disease (NAFLD), a therapeutically effective amount of a phosphodiesterase 4 (PDE4) inhibitor, wherein the phosphodiesterase 4 (PDE4) inhibitor is selected from the group consisting of Compound A and a pharmaceutically acceptable salt thereof.  
30
25. A method for the treatment of non-alcoholic steato-hepatitis (NASH) in a mammal in need thereof, which comprises administering to a mammal suffering from non-alcoholic steato-hepatitis (NASH), a therapeutically effective amount of a phosphodiesterase 4 (PDE4) inhibitor, wherein the phosphodiesterase 4 (PDE4) inhibitor is selected from the group consisting of Compound A and a  
35 pharmaceutically acceptable salt thereof.
26. A method for the concomitant treatment of diabetes mellitus type 2 and non-alcoholic fatty liver disease (NAFLD) in a mammal in need thereof, which comprises administering to a mammal suffering from diabetes mellitus type 2 and non-alcoholic fatty liver disease (NAFLD), a  
40 therapeutically effective amount of a phosphodiesterase 4 (PDE4) inhibitor,

- 31 -

wherein the phosphodiesterase 4 (PDE4) inhibitor is selected from the group consisting of Compound A and a pharmaceutically acceptable salt thereof.

- 5 27. A method for the concomitant treatment of diabetes mellitus type 2 and non-alcoholic steato-hepatitis (NASH) in a mammal in need thereof, which comprises administering to a mammal suffering from diabetes mellitus type 2 and non-alcoholic steato-hepatitis (NASH), a therapeutically effective amount of a phosphodiesterase 4 (PDE4) inhibitor, wherein the phosphodiesterase 4 (PDE4) inhibitor is selected from the group consisting of Compound A and a pharmaceutically acceptable salt thereof.
- 10 28. The method according to any one of claims 24 to 27, wherein the phosphodiesterase 4 (PDE4) inhibitor is Compound A.
- 15 29. The method according to any one of claims 24 to 27, wherein Compound A is administered once daily at a dose of between 0.1 and 6 mg or the pharmaceutically acceptable salt of Compound A is administered once daily at a dose corresponding to a Compound A once daily dose of between 0.1 and 6 mg.
- 20 30. The method according to claim 28, wherein Compound A is administered once daily at a dose of between 0.1 and 6 mg.
- 25 31. The method according to any one of claims 24 to 27, wherein Compound A is administered twice daily at a dose of between 0.1 and 6 mg or the pharmaceutically acceptable salt of Compound A is administered twice daily at a dose corresponding to a Compound A twice daily dose of between 0.1 and 6 mg.
- 30 32. The method according to claim 28, wherein Compound A is administered twice daily at a dose of between 0.1 and 6 mg.
- 35 33. The method according to any one of claims 24 to 27, wherein Compound A is administered three times a day at a dose of between 0.1 and 6 mg or the pharmaceutically acceptable salt of Compound A is administered three times a day at a dose corresponding to a Compound A three times a day dose of between 0.1 and 6 mg.
34. The method according to claim 28, wherein Compound A is administered three times a day at a dose of between 0.1 and 6 mg.
- 35 35. The method according to any one of claims 29, 31 and 33, wherein the dose of Compound A is selected from 0.1, 0.2, 0.25, 0.3, 0.4, 0.5, 0.6, 0.7, 0.75, 0.8, 0.9, 1, 1.25, 1.5, 1.75, 2, 2.25, 2.5,

- 32 -

2,75, 3, 3.25, 3.5, 3.75, 4, 4.25, 4.5, 4.75, 5, 5.25, 5.5, 5.75 and 6 mg or the dose of the pharmaceutically acceptable salt of Compound A corresponds to a Compound A dose selected from 0.1, 0.2, 0.25, 0.3, 0.4, 0.5, 0.6, 0.7, 0.75, 0.8, 0.9, 1, 1.25, 1.5, 1.75, 2, 2.25, 2.5, 2.75, 3, 3.25, 3.5, 3.75, 4, 4.25, 4.5, 4.75, 5, 5.25, 5.5, 5.75 and 6 mg.

5

36. The method according to any one of claims 30, 32 and 34, wherein the dose of Compound A is selected from 0.1, 0.2, 0.25, 0.3, 0.4, 0.5, 0.6, 0.7, 0.75, 0.8, 0.9, 1, 1.25, 1.5, 1.75, 2, 2.25, 2.5, 2.75, 3, 3.25, 3.5, 3.75, 4, 4.25, 4.5, 4.75, 5, 5.25, 5.5, 5.75 and 6 mg.

10

37. The method according to any one of claims 24 to 27, wherein Compound A is administered once daily at a dose of between 0.8 and 3.25 mg or the pharmaceutically acceptable salt of Compound A is administered once daily at a dose corresponding to a Compound A once daily dose of between 0.8 and 3.25 mg.

15

38. The method according to claim 28, wherein Compound A is administered once daily at a dose of between 0.8 and 3.25 mg.

20

39. The method according to any one of claims 24 to 27, wherein Compound A is administered twice daily at a dose of between 0.8 and 3.25 mg or the pharmaceutically acceptable salt of Compound A is administered twice daily at a dose corresponding to a Compound A twice daily dose of between 0.8 and 3.25 mg.

25

40. The method according to claim 28, wherein Compound A is administered twice daily at a dose of between 0.8 and 3.25 mg.

30

41. The method according to any one of claims 24 to 27 wherein Compound A is administered three times a day at a dose of between 0.8 and 3.25 mg or the pharmaceutically acceptable salt of Compound A is administered three times a day at a dose corresponding to a Compound A three times a day dose of between 0.8 and 3.25 mg.

35

42. The method according to claim 28, wherein Compound A is administered three times a day at a dose of between 0.8 and 3.25 mg.

43. The method according to any one of claims 37, 39 and 41, wherein the dose of Compound A is selected from 0.8, 0.9, 1, 1.25, 1.5, 1.75, 2, 2.25, 2.5, 2.75, 3 and 3.25 mg or the dose of the pharmaceutically acceptable salt of Compound A corresponds to a Compound A dose selected from 0.8, 0.9, 1, 1.25, 1.5, 1.75, 2, 2.25, 2.5, 2.75, 3 and 3.25 mg.

40

44. The method according to any one of claims 38, 40 and 42, wherein the dose of Compound A is selected from 0.8, 0.9, 1, 1.25, 1.5, 1.75, 2, 2.25, 2.5, 2.75, 3 and 3.25 mg.

- 33 -

45. The method according to any one of claims 24 to 44, wherein Compound A is administered in an oral dosage form.

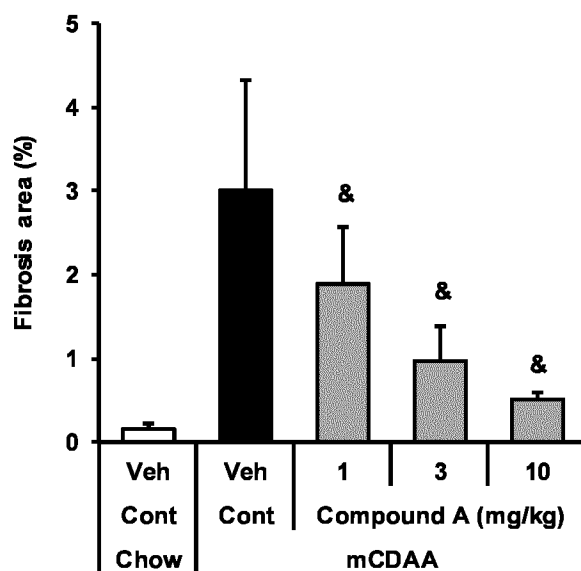
5

46. A method for the treatment, reduction, or prevention of hepatic fibrosis area, hepatic triglyceride content, plasma ALT levels, HbA1c levels, or HbA1c levels in a mammal in need thereof, which comprises administering to such a mammal a therapeutically effective amount of Compound A or a pharmaceutically acceptable salt thereof.

10

47. A method for treating or reducing liver lipidosiis, excess body weight, or body fat mass without affecting lean mass, in a mammal in need thereof, which comprises administering to such a mammal a therapeutically effective amount of Compound A or a pharmaceutically acceptable salt thereof.

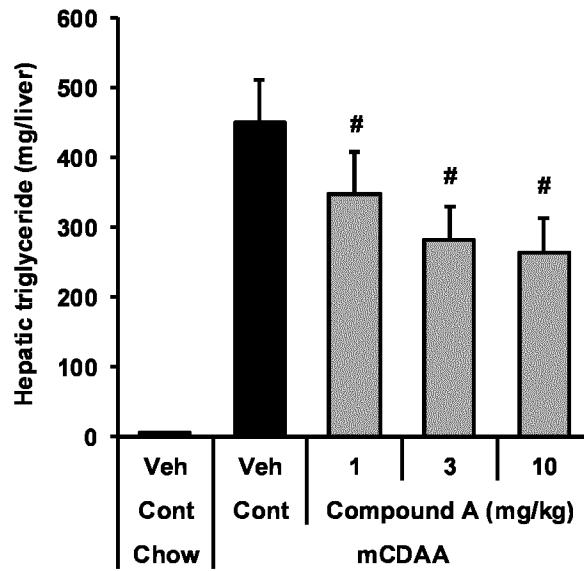
Figure 1



5

Prophylactic effect of Compound A on hepatic fibrosis area. Compound A was administered to the mice for 7 weeks. Data are shown by mean  $\pm$  SD (n=5-10). \*P<0.05 vs. the mCDAA control by Shirley-Williams' test.

Figure 2

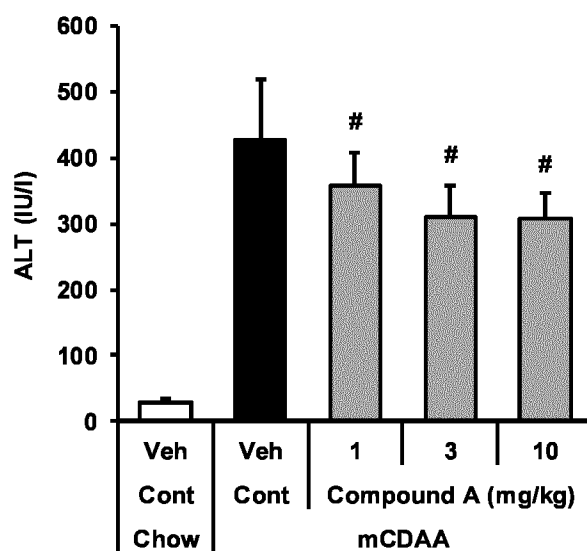


5

Prophylactic effect of Compound A on hepatic TG accumulation. Compound A was administered to the mice for 7 weeks. Data are shown by mean ± SD (n=5-10). <sup>#</sup>P<0.05 vs. the mCDAA control by Williams' test.

10

Figure 3

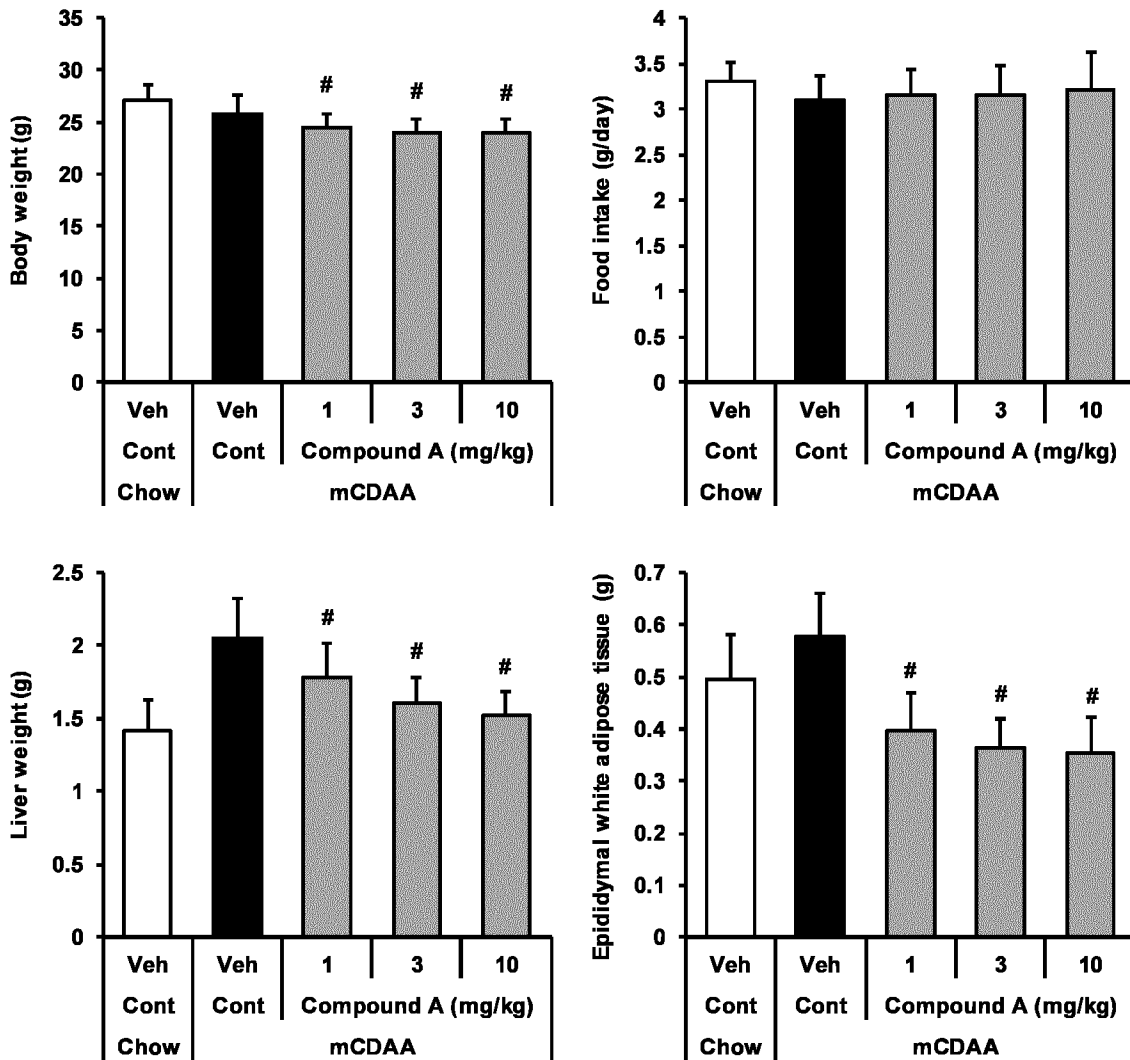


5

Effect of Compound A on plasma ALT level. Compound A was administered to the mice for 7 weeks. Data are shown by mean ± SD (n=5-10). <sup>#</sup>P<0.05 vs. the mCDAA control by Williams' test.

- 4/16 -

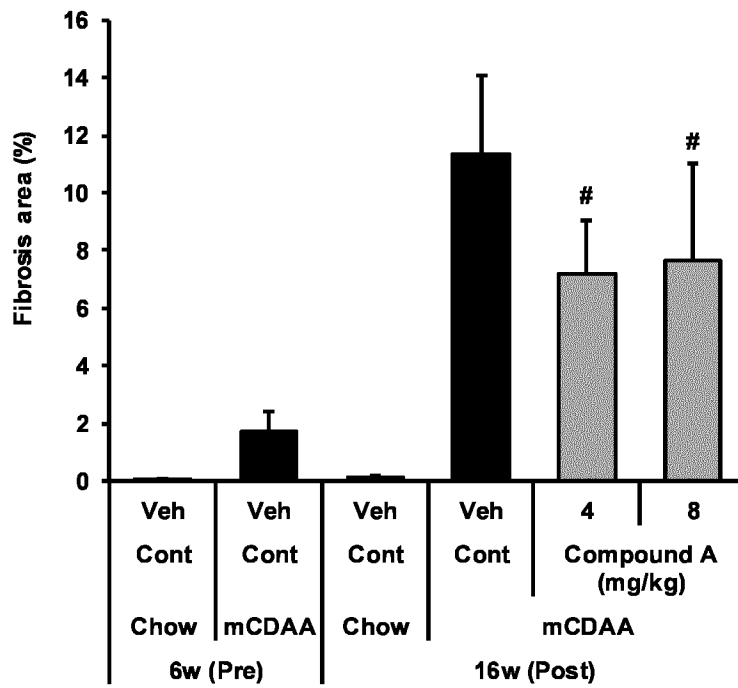
Figure 4



5

Effects of Compound A on body composition and food intake. Compound A was administered to the mice for 7 weeks. Data are shown by mean  $\pm$  SD (n=5-10). #P<0.05 vs. the mCDAA control by Williams' test.

Figure 5

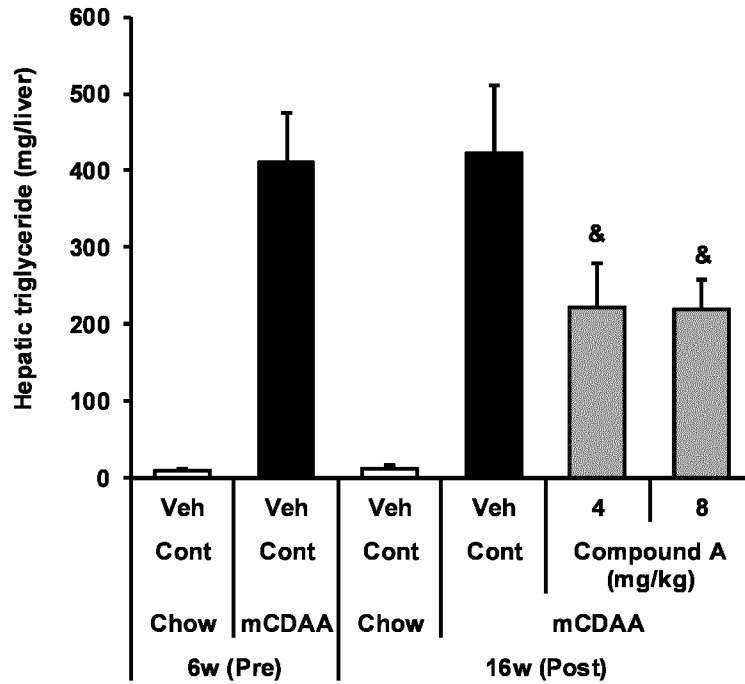


5

Therapeutic effect of Compound A on hepatic fibrosis area. Compound A was administered to the mice for 10 weeks starting from 6<sup>th</sup> week of diet-feeding. Data are shown by mean ± SD (n=4-12). #P<0.05 vs. the mCDAA control by Williams' test.

10

Figure 6



5

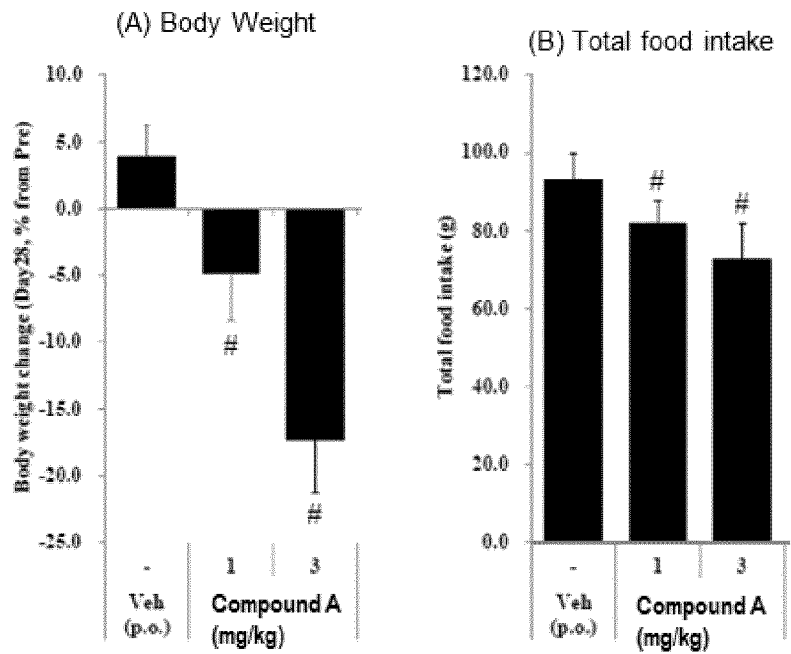
Therapeutic effects of Compound A on hepatic TG accumulation. Compound A was administered to the mice for 10 weeks starting from 6<sup>th</sup> week of diet-feeding. Data are shown by mean ± SD (n=4-12).

<sup>&</sup>P<0.05 vs. the mCDAA control by Shirley-Williams' test.

10

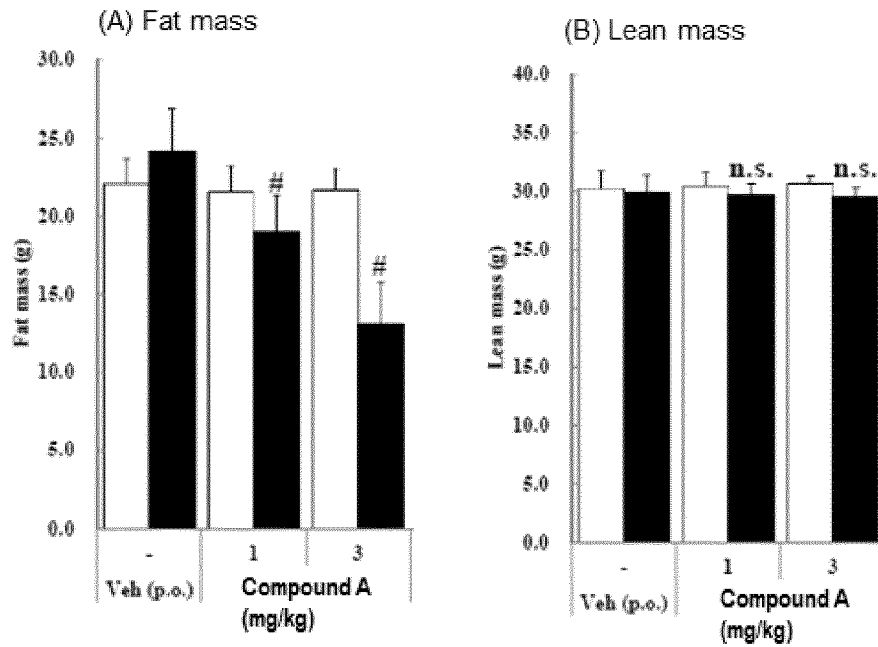
- 7/16 -

Figure 7



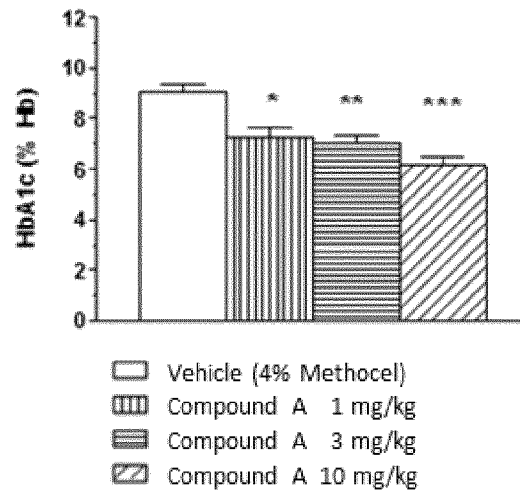
Effect of 28 days treatment with Compound A in male DIO mice on Body weight and total food intake: (A) and (B) represent the final body weight change after the 4 week treatment and total food intake for 4 weeks, respectively. Values are mean  $\pm$  SD (n=6 and 7 for Veh (p.o.) and the other groups, respectively). #p $\leq$ 0.025 compared to Veh (p.o.) by one-tailed Williams' test. Veh: Vehicle.

Figure 8



- 5 Effect of 28 days treatment with Compound A in male DIO mice on Fat Mass and Lean Mass: (A) and (B) show body fat mass and lean mass, respectively, before (Pre) and after (Post) the 4-week treatment. Values are mean  $\pm$  SD (n=6 and 7 for Veh (p.o.) and the other groups, respectively). #p<0.025 compared to Veh (p.o.) by one-tailed Williams' test. n.s.: not significant, Veh: Vehicle.

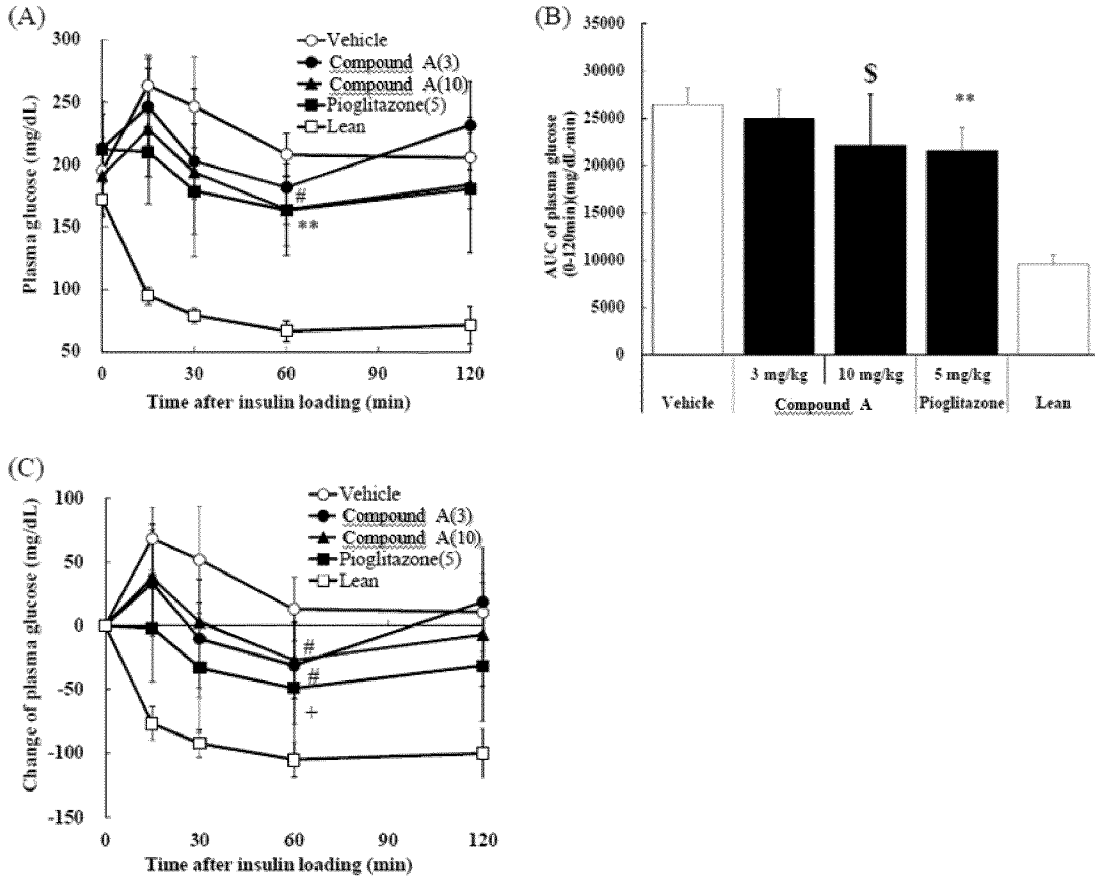
Figure 9



5 Effect of Compound A on HbA1c levels in female db/db mice after 28 days oral treatment: Values are presented as means ± SEM. Statistical differences were determined using one-way-ANOVA followed by a post-hoc analysis with Dunnet's correction (GraphPad Prism).

Definition of significance: n.s. = not significant ( $p > 0.05$ )  
 \*, \*\*, \*\*\* =  $p < 0.05$ ,  $< 0.01$ ,  $< 0.001$

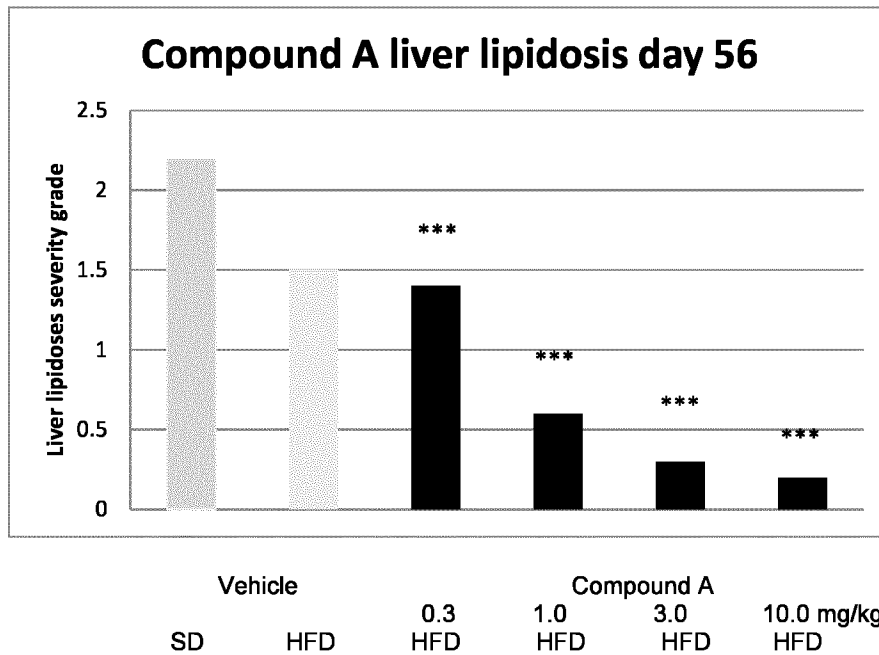
Figure 10



Effects of Compound A on insulin sensitivity in ob/ob mice after 29 days of treatment. Plasma glucose level (A) and changes in plasma glucose level from the zero time value (C) after insulin injection were monitored for 2 hours. Data in (B) represent AUC<sub>0-120 min</sub> of plasma glucose shown in (A). Values are mean and SD (ob/ob; n=8, Lean; n=5). In (A) and (C), statistical analysis was conducted on the data at 60 min after the insulin injection. #p≤0.025 compared to vehicle group by one-tailed Williams' test. \$p≤0.025 compared to vehicle group by Shirley-Williams test. +p<0.05 compared to vehicle group by Aspin-Welch test. \*\*p≤0.01 compared to vehicle group by Student's t-test.

- 11/16 -

Figure 11



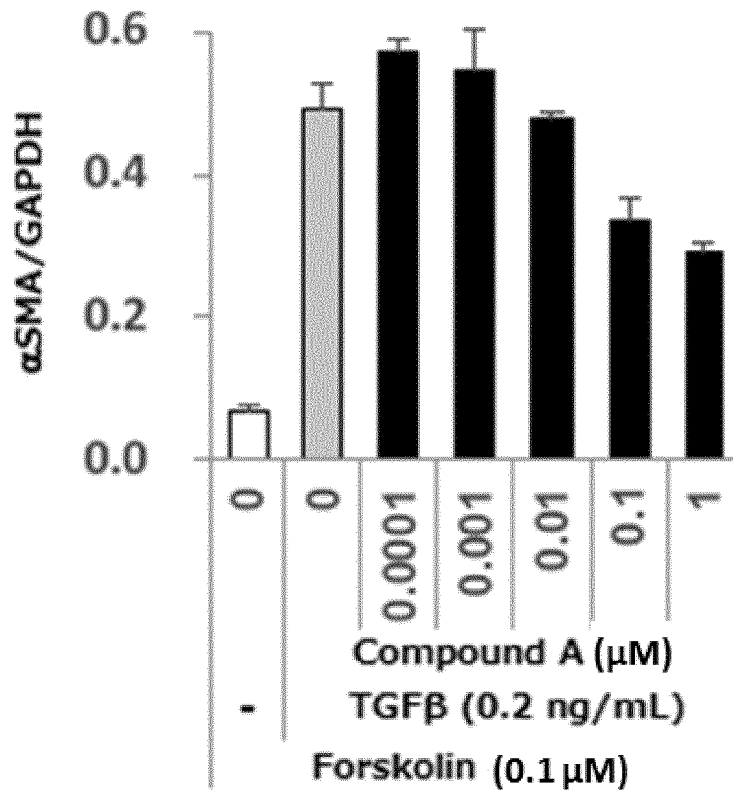
5

Liver lipidosis of male C57BL/6J mice on high caloric (HFD) or standard diet (SD) before and after once daily administration of vehicle and Compound A (p.o.). Values as mean, n = 10, \*\*\*p<0.001 vs vehicle on standard diet (n=8-10)

10

- 12/16 -

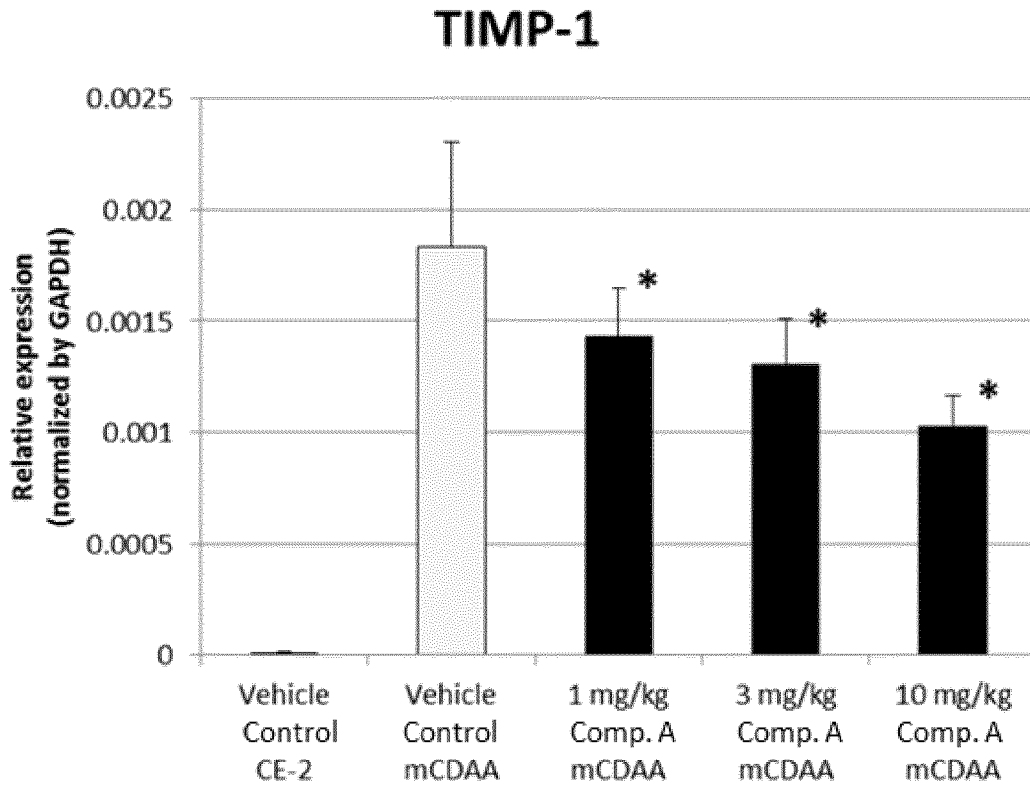
Figure 12



Anti-fibrotic activity of Compound A in human hepatic stellate cells. Values are mean  $\pm$  SD. The experiment was repeated 5 times.

5

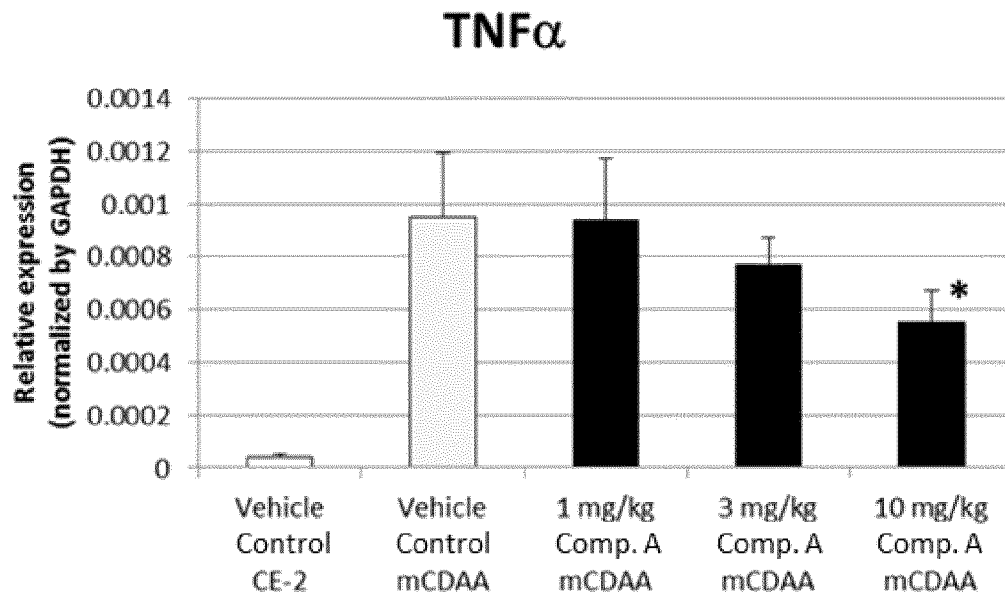
Figure 13



Prophylactic effects of Compound A on hepatic gene expression (here: fibrosis related tissue inhibitor of metalloprotease-1 (TIMP-1)). Compound A was administered to the mice for 7 weeks. Data are shown by mean  $\pm$  SD (n=5-10). \*P<0.05 vs. the mCDAA control by Shirley-Williams' test.

- 14/16 -

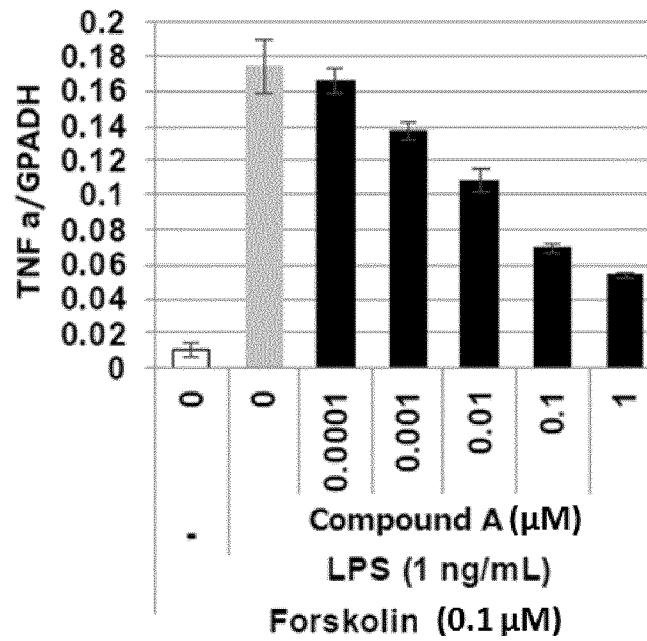
Figure 14



- 5 Prophylactic effects of Compound A on hepatic gene expression (here: TNF $\alpha$ ). Compound A was administered to the mice for 7 weeks. Data are shown by mean  $\pm$  SD (n=5-10). \*P<0.05 vs. the mCDAA control by Shirley-Williams' test.

- 15/16 -

Figure 15

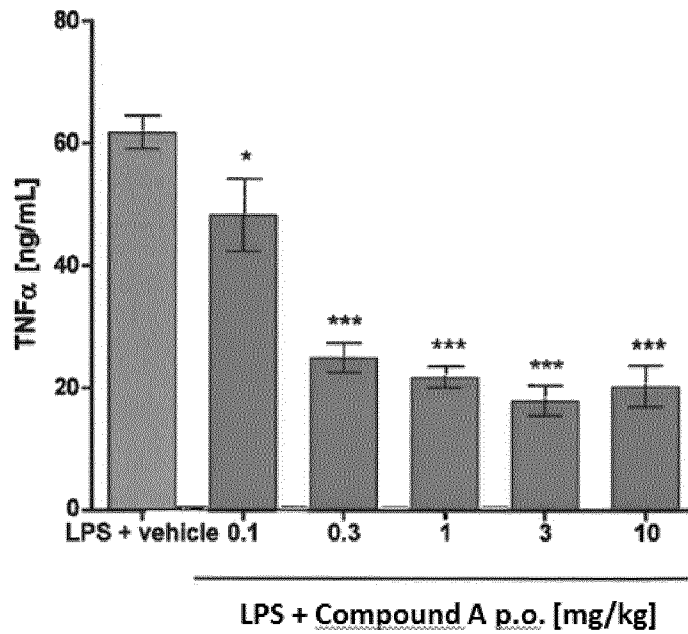


5

Anti-fibrotic activity of Compound A in human THP-1 cells. Values are mean  $\pm$  SD. The experiment was repeated 5 times.

- 16/16 -

Figure 16



- 5 Effect of Compound A on concentration of TNF $\alpha$  in plasma samples of LPS challenged Sprague Dawley rats. Results are shown by mean  $\pm$  SD. Statistics: One-Way ANOVA with Dunnett's Post-Test, \*P<0.05, \*\*P<0.01 and \*\*\*P<0.001 vs. vehicle control.

INTERNATIONAL SEARCH REPORT

International application No  
PCT/EP2017/071418

A. CLASSIFICATION OF SUBJECT MATTER  
INV. A61K31/473 A61P1/16 A61P3/04 A61P3/10 A61P29/00  
ADD.  
According to International Patent Classification (IPC) or to both national classification and IPC

B. FIELDS SEARCHED  
Minimum documentation searched (classification system followed by classification symbols)  
A61K  
Documentation searched other than minimum documentation to the extent that such documents are included in the fields searched

Electronic data base consulted during the international search (name of data base and, where practicable, search terms used)  
EPO-Internal, BIOSIS, CHEM ABS Data, EMBASE, WPI Data

C. DOCUMENTS CONSIDERED TO BE RELEVANT		
Category*	Citation of document, with indication, where appropriate, of the relevant passages	Relevant to claim No.
X,P	WO 2017/017165 A1 (TAKEDA GMBH [DE]) 2 February 2017 (2017-02-02)	46,47
A,P	page 8, line 32 - page 9, line 12 page 10, line 23 - line 27 page 30, line 1 - page 31, line 27 page 35, line 13 - page 37, line 10	1-45
Y	WO 2009/109525 A1 (NYCOMED GMBH [DE]; KLEIN THOMAS [DE]; SEELIGER FRANK [SE]; RUDOLPH BET) 11 September 2009 (2009-09-11) the whole document, in particular page 6, line 20 - page 10, line 4 ----- -/--	1-47

Further documents are listed in the continuation of Box C.  See patent family annex.

\* Special categories of cited documents :

"A" document defining the general state of the art which is not considered to be of particular relevance	"T" later document published after the international filing date or priority date and not in conflict with the application but cited to understand the principle or theory underlying the invention
"E" earlier application or patent but published on or after the international filing date	"X" document of particular relevance; the claimed invention cannot be considered novel or cannot be considered to involve an inventive step when the document is taken alone
"L" document which may throw doubts on priority claim(s) or which is cited to establish the publication date of another citation or other special reason (as specified)	"Y" document of particular relevance; the claimed invention cannot be considered to involve an inventive step when the document is combined with one or more other such documents, such combination being obvious to a person skilled in the art
"O" document referring to an oral disclosure, use, exhibition or other means	"&" document member of the same patent family
"P" document published prior to the international filing date but later than the priority date claimed	

Date of the actual completion of the international search <b>23 October 2017</b>	Date of mailing of the international search report <b>30/10/2017</b>
-------------------------------------------------------------------------------------	-------------------------------------------------------------------------

Name and mailing address of the ISA/ European Patent Office, P.B. 5818 Patentlaan 2 NL - 2280 HV Rijswijk Tel. (+31-70) 340-2040, Fax: (+31-70) 340-3016	Authorized officer <b>Albrecht, Silke</b>
----------------------------------------------------------------------------------------------------------------------------------------------------------------------	----------------------------------------------

## INTERNATIONAL SEARCH REPORT

International application No  
PCT/EP2017/071418

C(Continuation). DOCUMENTS CONSIDERED TO BE RELEVANT		
Category*	Citation of document, with indication, where appropriate, of the relevant passages	Relevant to claim No.
Y	US 8 324 391 B2 (KAUTZ ULRICH [DE]; NYCOMED GMBH [DE]) 4 December 2012 (2012-12-04) cited in the application the whole document in particular column 76, lines 33-40 and column 112, table A -----	1-47
Y	L. GOBEJISHVILI ET AL: "Rolipram Attenuates Bile Duct Ligation-Induced Liver Injury in Rats: A Potential Pathogenic Role of PDE4", JOURNAL OF PHARMACOLOGY AND EXPERIMENTAL THERAPEUTICS, vol. 347, no. 1, 25 July 2013 (2013-07-25) , pages 80-90, XP055417629, DOI: 10.1124/jpet.113.204933 the whole document, in particular the abstract -----	46
Y	WO 01/60358 A1 (UNIV NEBRASKA MEDICAL CT [US]; RENNARD STEVE I [US]; KOHYAMA TADASHI []) 23 August 2001 (2001-08-23) claims -----	46
Y	FERNANDEZ-MARTINEZ E ET AL: "The thalidomide analog 3-phthalimido-3-(3,4-dimethoxyphenyl)-prop anoic acid improves the biliary cirrhosis in the rat", EXPERIMENTAL AND TOXICOLOGIC PATHOLOGY, JENA, DE, vol. 61, no. 5, 17 December 2008 (2008-12-17), pages 471-479, XP026467661, ISSN: 0940-2993, DOI: 10.1016/J.ETP.2008.11.001 [retrieved on 2008-12-17] figure 2 page 476, column 2, paragraph 2 page 477, column 1, paragraph 2 page 477, column 2, paragraph 3 ----- -/--	46

## INTERNATIONAL SEARCH REPORT

International application No  
PCT/EP2017/071418

C(Continuation). DOCUMENTS CONSIDERED TO BE RELEVANT		
Category*	Citation of document, with indication, where appropriate, of the relevant passages	Relevant to claim No.
Y	<p>E. F. M. WOUTERS ET AL: "Effect of the Phosphodiesterase 4 Inhibitor Roflumilast on Glucose Metabolism in Patients with Treatment-Naive, Newly Diagnosed Type 2 Diabetes Mellitus", JOURNAL OF CLINICAL ENDOCRINOLOGY AND METABOLISM, vol. 97, no. 9, 1 September 2012 (2012-09-01), pages E1720-E1725, XP055417634, US ISSN: 0021-972X, DOI: 10.1210/jc.2011-2886 page E1720 page E1722, column 1 figure 1 page E1724, column 1, paragraph 3 -----</p>	4-23, 26-46
Y	<p>VOLLERT S ET AL: "The glucose-lowering effects of the PDE4 inhibitors roflumilast and roflumilast--oxide in mice", DIABETOLOGIA ; CLINICAL AND EXPERIMENTAL DIABETES AND METABOLISM, SPRINGER, BERLIN, DE, vol. 55, no. 10, 13 July 2012 (2012-07-13), pages 2779-2788, XP035107781, ISSN: 1432-0428, DOI: 10.1007/S00125-012-2632-Z abstract figure 3 page 2784, column 1, paragraph 2 page 2785, column 2, paragraph 2 - page 2787, column 2, paragraph 1 -----</p>	4-23, 26-47

## INTERNATIONAL SEARCH REPORT

Information on patent family members

International application No

PCT/EP2017/071418

Patent document cited in search report	Publication date	Patent family member(s)	Publication date
WO 2017017165	A1	02-02-2017	NONE
-----			
WO 2009109525	A1	11-09-2009	NONE
-----			
US 8324391	B2	04-12-2012	AR
		049319	A1
		19-07-2006	
		AU 2005219576	A1
		15-09-2005	
		BR PI0508321	A
		24-07-2007	
		CA 2557752	A1
		15-09-2005	
		CN 1922170	A
		28-02-2007	
		CN 102295634	A
		28-12-2011	
		CN 104761545	A
		08-07-2015	
		CN 104803973	A
		29-07-2015	
		CN 104803974	A
		29-07-2015	
		CN 104817534	A
		05-08-2015	
		CO 5700749	A2
		30-11-2006	
		CY 1114319	T1
		31-08-2016	
		CY 1115536	T1
		04-01-2017	
		DK 1723135	T3
		02-09-2013	
		DK 2589599	T3
		06-10-2014	
		EA 200601568	A1
		27-02-2007	
		EA 201000494	A1
		30-08-2010	
		EP 1723135	A1
		22-11-2006	
		EP 2589599	A1
		08-05-2013	
		ES 2427256	T3
		30-10-2013	
		ES 2505473	T3
		10-10-2014	
		HK 1207635	A1
		05-02-2016	
		HK 1208447	A1
		04-03-2016	
		HK 1208865	A1
		18-03-2016	
		HK 1214812	A1
		05-08-2016	
		HR P20130828	T1
		30-09-2013	
		HR P20140892	T1
		07-11-2014	
		IL 177073	A
		30-04-2013	
		JP 4801039	B2
		26-10-2011	
		JP 5193320	B2
		08-05-2013	
		JP 2007526283	A
		13-09-2007	
		JP 2011074094	A
		14-04-2011	
		KR 20060135837	A
		29-12-2006	
		KR 20120006080	A
		17-01-2012	
		MX 341474	B
		19-08-2016	
		NO 336538	B1
		21-09-2015	
		NO 338326	B1
		08-08-2016	
		NZ 549108	A
		25-06-2010	
		PT 1723135	E
		29-08-2013	
		PT 2589599	E
		02-09-2014	
		RS 52916	B
		28-02-2014	
		SG 182194	A1
		30-07-2012	
		SI 1723135	T1
		30-10-2013	
		SI 2589599	T1
		30-10-2014	
		TW 200540158	A
		16-12-2005	
		TW 201124381	A
		16-07-2011	
		US 2008167301	A1
		10-07-2008	
		US 2011257169	A1
		20-10-2011	
		US 2011257221	A1
		20-10-2011	
		US 2013045974	A1
		21-02-2013	
		US 2014073636	A1
		13-03-2014	
		US 2015119389	A1
		30-04-2015	
		US 2015352096	A1
		10-12-2015	
		US 2016279120	A1
		29-09-2016	

# INTERNATIONAL SEARCH REPORT

Information on patent family members

International application No

PCT/EP2017/071418

Patent document cited in search report	Publication date	Patent family member(s)	Publication date	
		WO 2005085225 A1	15-09-2005	
		ZA 200606176 B	26-03-2008	
-----				
WO 0160358	A1	23-08-2001	AU 3828801 A	27-08-2001
			EP 1261331 A1	04-12-2002
			JP 2004502643 A	29-01-2004
			WO 0160358 A1	23-08-2001
-----				