

(19) World Intellectual Property Organization
International Bureau



(43) International Publication Date
27 February 2003 (27.02.2003)

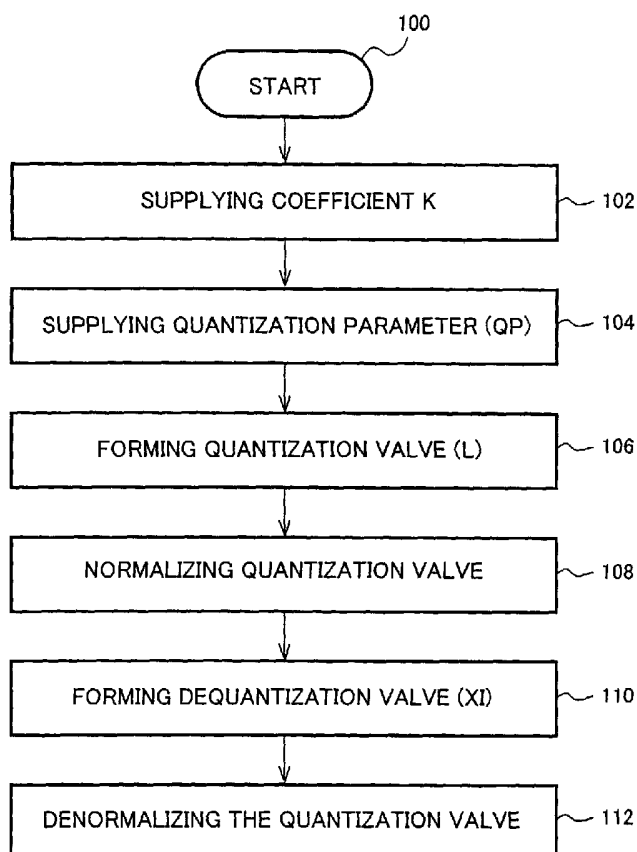
PCT

(10) International Publication Number
WO 03/017497 A1

- (51) International Patent Classification⁷: **H03M 7/30**, (72) Inventor; and
H04N 7/24 (75) Inventor/Applicant (for US only): **KEROFSKY, Louis Joseph** [US/US]; 1924 SW Mill Street Terrace, Portland, OR 97201 (US).
- (21) International Application Number: PCT/JP02/08146
- (22) International Filing Date: 8 August 2002 (08.08.2002) (74) Agent: **TAKANO, Akichika**; 9th Floor, Salute Bldg., 72, Yoshida-cho, Naka-ku, Yokohama-shi, Kanagawa 231-0041 (JP).
- (25) Filing Language: English
- (26) Publication Language: English
- (30) Priority Data:
60/311,436 9 August 2001 (09.08.2001) US
60/319,018 30 November 2001 (30.11.2001) US
10/139,036 2 May 2002 (02.05.2002) US
- (71) Applicant (for all designated States except US): **SHARP KABUSHIKI KAISHA** [JP/JP]; 22-22, Nagaike-cho, Abeno-ku, Osaka-shi, Osaka 545-0013 (JP).
- (81) Designated States (national): AE, AG, AL, AM, AT, AU, AZ, BA, BB, BG, BR, BY, BZ, CA, CH, CN, CO, CR, CU, CZ, DE, DK, DM, DZ, EC, EE, ES, FI, GB, GD, GE, GH, GM, HR, HU, ID, IL, IN, IS, JP, KE, KG, KP, KR, KZ, LC, LK, LR, LS, LT, LU, LV, MA, MD, MG, MK, MN, MW, MX, MZ, NO, NZ, OM, PH, PL, PT, RO, RU, SD, SE, SG, SI, SK, SL, TJ, TM, TN, TR, TT, TZ, UA, UG, US, UZ, VC, VN, YU, ZA, ZM, ZW.

[Continued on next page]

(54) Title: METHOD FOR REDUCED BIT-DEPTH QUANTIZATION



(57) Abstract: A method is provided for the quantization of a coefficient. The method comprises: supplying a coefficient K; supplying a quantization parameter (QP); forming a quantization value (L) from the coefficient K using a mantissa portion (Am(QP)) and an exponential portion ($x^{Ae(QP)}$). Typically, the value of x is 2. In some aspects of the method, forming a quantization value (L) from the coefficient K includes $L = K * A(QP) = K * Am(QP) * (2^{Ae(QP)})$. In other aspects, the method further comprises: normalizing the quantization value by 2^N as follows: $L_n = L / 2^N = K * Am(QP) / 2^{(N - Ae(QP))}$. In some aspects, forming a quantization value includes forming a set of recursive quantization factors with a period P, where $A(QP+P) = A(QP)/x$. Forming recursive quantization factors includes forming recursive mantissa factors, where $Am(QP) = Am(QP \bmod P)$, and forming recursive quantization factors includes forming recursive exponential factors, where $Ae(QP) = Ae(QP \bmod P) - QP/P$.

WO 03/017497 A1



(84) **Designated States (regional):** ARIPO patent (GH, GM, KE, LS, MW, MZ, SD, SL, SZ, TZ, UG, ZM, ZW), Eurasian patent (AM, AZ, BY, KG, KZ, MD, RU, TJ, TM), European patent (AT, BE, BG, CH, CY, CZ, DE, DK, EE, ES, FI, FR, GB, GR, IE, IT, LU, MC, NL, PT, SE, SK, TR), OAPI patent (BF, BJ, CF, CG, CI, CM, GA, GN, GQ, GW, ML, MR, NE, SN, TD, TG).

Published:

— with international search report

For two-letter codes and other abbreviations, refer to the "Guidance Notes on Codes and Abbreviations" appearing at the beginning of each regular issue of the PCT Gazette.

DESCRIPTION

METHOD FOR REDUCED BIT-DEPTH QUANTIZATION

5 RELATED APPLICATIONS

This application claims the benefit of a United States Provisional Application entitled, REDUCED BIT-DEPTH QUANTIZATION, invented by Louis Kerofsky, Serial No. 06/311,436, filed August 9, 2001, attorney docket no. SLA1110P, and a United States
10 Provisional Application entitled, METHODS AND SYSTEMS FOR VIDEO CODING WITH JOINT QUANTIZATION AND NORMALIZATION PROCEDURES, invented by Louis Kerofsky, Serial No. 06/319,018, filed November 30, 2001, attorney docket no. SLA1110P, and a United States Patent Application entitled, METHOD FOR
15 REDUCED BIT-DEPTH QUANTIZATION, invented by Louis Kerofsky, Serial No. 10/139,036, filed May 2, 2002, attorney docket no. SLA1110.

BACKGROUND OF THE INVENTION

1. Field of the Invention

20 This invention generally relates to video compression techniques and, more particularly, to a method for reducing the bit size required in the computation of video coding transformations.

2. Description of the Related Art

A video information format provides visual information
25 suitable to activate a television screen, or store on a video tape. Generally, video data is organized in a hierarchical order. A video sequence is divided into group of frames, and each group can be composed of a series of single frames. Each frame is roughly equivalent to a still picture, with

the still pictures being updated often enough to simulate a presentation of continuous motion. A frame is further divided into slices, or horizontal sections which helps system design of error resilience. Each slice is coded independently so that errors do not propagate across slices. A slice
5 consists of macroblocks. In H.26P and Motion Picture Experts Group (MPEG)-X standards, a macroblock is made up of 16 x 16 luma pixels and a corresponding set of chroma pixels, depending on the video format. A macroblock always has an integer number of blocks, with the 8 x 8 pixel matrix being the smallest coding unit.

10 Video compression is a critical component for any application which requires transmission or storage of video data. Compression techniques compensate for motion by reusing stored information in different areas of the frame (temporal redundancy). Compression also occurs by transforming data in the spatial domain to the frequency
15 domain. Hybrid digital video compression, exploiting temporal redundancy by motion compensation and spatial redundancy by transformation, such as Discrete Cosine Transform (DCT), has been adapted in H.26P and MPEG-X international standards as the basis.

 As stated in US Patent 6,317,767 (Wang), DCT and inverse
20 discrete cosine transform (IDCT) are widely used operations in the signal processing of image data. Both are used, for example, in the international standards for moving picture video compression put forth by the MPEG. DCT has certain properties that produce simplified and efficient coding models. When applied to a matrix of pixel data, the DCT is a method of
25 decomposing a block of data into a weighted sum of spatial frequencies, or

DCT coefficients. Conversely, the IDCT is used to transform a matrix of DCT coefficients back to pixel data.

Digital video (DV) codecs are one example of a device using a DCT-based data compression method. In the blocking stage, the image frame is divided into N by N blocks of pixel information including, for example, brightness and color data for each pixel. A common block size is eight pixels horizontally by eight pixels vertically. The pixel blocks are then "shuffled" so that several blocks from different portions of the image are grouped together. Shuffling enhances the uniformity of image quality.

Different fields are recorded at different time incidents. For each block of pixel data, a motion detector looks for the difference between two fields of a frame. The motion information is sent to the next processing stage. In the next stage, pixel information is transformed using a DCT. An 8-8 DCT, for example, takes eight inputs and returns eight outputs in both vertical and horizontal directions. The resulting DCT coefficients are then weighted by multiplying each block of DCT coefficients by weighting constants.

The weighted DCT coefficients are quantized in the next stage. Quantization rounds off each DCT coefficient within a certain range of values to be the same number. Quantizing tends to set the higher frequency components of the frequency matrix to zero, resulting in much less data to be stored. Since the human eye is most sensitive to lower frequencies, however, very little perceptible image quality is lost by this stage.

The quantization stage includes converting the two-dimensional matrix of quantized coefficients to a one-dimensional linear

stream of data by reading the matrix values in a zigzag pattern and dividing the one-dimensional linear stream of quantized coefficients into segments, where each segment consists of a string of zero coefficients followed by a non-zero quantized coefficient. Variable length coding (VLC) then is performed by transforming each segment, consisting of the number of zero coefficients and the amplitude of the non-zero coefficient in the segment, into a variable length codeword. Finally, a framing process packs every 30 blocks of variable length coded quantized coefficients into five fixed-length synchronization blocks.

10 Decoding is essentially the reverse of the encoding process described above. The digital stream is first deframed. Variable length decoding (VLD) then unpacks the data so that it may be restored to the individual coefficients. After inverse quantizing the coefficients, inverse weighting and an inverse discrete cosine transform (IDCT) are applied to
15 the result. The inverse weights are the multiplicative inverses of the weights that were applied in the encoding process. The output of the inverse weighting function is then processed by the IDCT.

 Much work has been done studying means of reducing the complexity in the calculation of DCT and IDCT. Algorithms that compute
20 two-dimensional IDCTs are called "type I" algorithms. Type I algorithms are easy to implement on a parallel machine, that is, a computer formed of a plurality of processors operating simultaneously in parallel. For example, when using N parallel processors to perform a matrix multiplication on N x N matrices, N column multiplies can be
25 simultaneously performed. Additionally, a parallel machine can be

designed so as to contain special hardware or software instructions for performing fast matrix transposition.

One disadvantage of type I algorithms is that more multiplications are needed. The computation sequence of type I algorithms involves two matrix multiplies separated by a matrix transposition which, if $N=4$, for example, requires 64 additions and 48 multiplications for a total number of 112 instructions. It is well known by those skilled in the art that multiplications are very time-consuming for processors to perform and that system performance is often optimized by reducing the number of multiplications performed.

A two-dimensional IDCT can also be obtained by converting the transpose of the input matrix into a one-dimensional vector using an L function. Next, the tensor product of constant a matrix is obtained. The tensor product is then multiplied by the one-dimensional vector L . The result is converted back into an $N \times N$ matrix using the M function. Assuming again that $N=4$, the total number of instructions used by this computational sequence is 92 instructions (68 additions and 24 multiplications). Algorithms that perform two-dimensional IDCTs using this computational sequence are called "type II" algorithms. In type II algorithms, the two constant matrices are grouped together and performed as one operation. The advantage of type II algorithms is that they typically require fewer instructions (92 versus 112) and, in particular, fewer costly multiplications (24 versus 48). Type II algorithms, however, are very difficult to implement efficiently on a parallel machine. Type II algorithms tend to reorder the data very frequently and reordering data on a parallel machine is very time-intensive.

There exist numerous type I and type II algorithms for implementing IDCTs, however, dequantization has been treated as an independent step depending upon DCT and IDCT calculations. Efforts to provide bit exact DCT and IDCT definitions have led to the development
5 of efficient integer transforms. These integer transforms typically increase the dynamic range of the calculations. As a result, the implementation of these algorithms requires processing and storing data that consists of more than 16 bits.

It would be advantageous if intermediate stage quantized
10 coefficients could be limited to a maximum size in transform processes.

It would be advantageous if a quantization process could be developed that was useful for 16-bit processors.

It would be advantageous if a decoder implementation, dequantization, and inverse transformation could be implemented
15 efficiently with a 16-bit processor. Likewise, it would be advantageous if the multiplication could be performed with no more than 16 bits, and if memory access required no more than 16 bits.

SUMMARY OF THE INVENTION

20 The present invention is an improved process for video compression. Typical video coding algorithms predict one frame from previously coded frames. The error is subjected to a transform and the resulting values are quantized. The quantizer controls the degree of compression. The quantizer controls the amount of information used to
25 represent the video and the quality of the reconstruction.

The problem is the interaction of the transform and quantization in video coding. In the past the transform and quantizer have been designed independently. The transform, typically the discrete cosine transform, is normalized. The result of the transform is quantized
5 in standard ways using scalar or vector quantization. In prior work, MPEG-1, MPEG-2, MPEG-4, H.261, H.263, the definition of the inverse transform has not been bit exact. This allows the implementer some freedom to select a transform algorithm suitable for their platform. A drawback of this approach is the potential for encoder/decoder mismatch
10 damaging the prediction loop. To solve this mismatch problem portions of the image are periodically coded without prediction. Current work, for example H.26L, has focused on using integer transforms that allow bit exact definition. Integer transforms may not be normalized. The transform is designed so that a final shift can be used to normalize the results of the
15 calculation rather than intermediate divisions. Quantization also requires division. H.26L provides an example of how these integer transforms are used along with quantization.

In the current H.26L Test Model Long-term (TML), normalization is combined with quantization and implemented via integer
20 multiplications and shifts following forward transform and quantization and following dequantization and inverse transform. H.26L TML uses two arrays of integers $A(QP)$ and $B(QP)$ indexed by quantization parameter (QP), see Table 1. These values are constrained by the relation shown below in Equation 1.

Table 1 TML quantization parameters

QP	A _{TML} (QP)	B _{TML} (QP)
0	620	3881
1	553	4351
2	492	4890
3	439	5481
4	391	6154
5	348	6914
6	310	7761
7	276	8718
8	246	9781
9	219	10987
10	195	12339
11	174	13828
12	155	15523
13	138	17435
14	123	19561
15	110	21873
16	98	24552
17	87	27656
18	78	30847
19	69	34870
20	62	38807
21	55	43747
22	49	49103
23	44	54683
24	39	61694
25	35	68745
26	31	77615
27	27	89113
28	24	100253
29	22	109366
30	19	126635
31	17	141533

5

Equation 1 Joint Normalization/Quantization relation

$$A(QP) \cdot B(QP) \cdot 676^2 \approx 2^{40}.$$

Normalization and quantization are performed simultaneously using these integers and divisions by powers of 2. Transform coding in H.26L uses a 4x4 block size and an integer transform matrix T, Equation 2. For a 4x4 block X, the transform coefficients K are

5 calculated as in Equation 3. From the transform coefficients, the quantization levels, L, are calculated by integer multiplication. At the decoder the levels are used to calculate a new set of coefficients, K'.

Additional integer matrix transforms followed by a shift are used to calculate the reconstructed values X'. The encoder is allowed freedom in

10 calculation and rounding of the forward transform. Both encoder and decoder must compute exactly the same answer for the inverse calculations.

Equation 2 H.26L test model 8 transform matrix

$$15 \quad T = \begin{pmatrix} 13 & 13 & 13 & 13 \\ 17 & 7 & -7 & -17 \\ 13 & -13 & -13 & 13 \\ 7 & -17 & 17 & -7 \end{pmatrix}$$

Equation 3 TML DCT_LUMA and IDCT_LUMA

$$\begin{aligned} Y &= T \cdot X \\ K &= Y \cdot T^T \\ L &= (A_{TML}(QP) \cdot K) / 2^{20} \\ K' &= B_{TML}(QP) \cdot L \\ Y' &= T^T \cdot K' \\ X' &= (Y' \cdot T) / 2^{20} \end{aligned}$$

Where the intermediate result Y is the result

20 of a one dimensional transform and the

intermediate result Y' is the result of a one dimensional inverse transform.

The dynamic range required during these calculations can be determined. The primary application involves 9-bit input, 8 bits plus sign,
 5 the dynamic range required by intermediate registers and memory accesses is presented in Table 2.

Table 2 Dynamic range of TML transform and inverse transform (bits)

9-bit input	LUMA Transform	Inverse Transform
Register	30	27
Memory	21	26

10 To maintain bit-exact definitions and incorporate quantization, the dynamic range of intermediate results can be large since division operations are postponed. The present invention combines quantization and normalization, to eliminate the growth of dynamic range of intermediate results. With the present invention the advantages of bit
 15 exact inverse transform and quantization definitions are kept, while controlling the bit depth required for these calculations. Reducing the required bit depth reduces the complexity required of a hardware implementation and enables efficient use of single instruction multiple data (SIMD) operations, such as the Intel MMX instruction set.

20 Accordingly, a method is provided for the quantization of a coefficient. The method comprises: supplying a coefficient K ; supplying a quantization parameter (QP); forming a quantization value (L) from the coefficient K using a mantissa portion ($A_m(QP)$) and an exponential portion ($x^{A_e(QP)}$). Typically, the value of x is 2.

In some aspects of the method, forming a quantization value (L) from the coefficient K includes:

$$\begin{aligned} L &= K * A(QP) \\ &= K * A_m(QP) * (2^{A_e(QP)}). \end{aligned}$$

5 In other aspects, the method further comprises: normalizing the quantization value by 2^N as follows:

$$\begin{aligned} L_n &= L / 2^N \\ &= K * A_m(QP) / 2^{(N - A_e(QP))}. \end{aligned}$$

In some aspects, forming a quantization value includes
10 forming a set of recursive quantization factors with a period P, where $A(QP+P) = A(QP)/x$. Therefore, forming a set of recursive quantization factors includes forming recursive mantissa factors, where $A_m(QP) = A_m(QP \bmod P)$. Likewise, forming a set of recursive quantization factors includes forming recursive exponential factors, where $A_e(QP) = A_e(QP$
15 $\bmod P) - QP/P$.

More specifically, supplying a coefficient K includes supplying a coefficient matrix $K[i][j]$. Then, forming a quantization value (L) from the coefficient matrix $K[i][j]$ includes forming a quantization value matrix $(L[i][j])$ using a mantissa portion matrix $(A_m(QP)[i][j])$ and
20 an exponential portion matrix $(x^{A_e(QP)[i][j]})$.

Likewise, forming a quantization value matrix $(L[i][j])$ using a mantissa portion matrix $(A_m(QP)[i][j])$ and an exponential portion matrix $(x^{A_e(QP)[i][j]})$ includes, for each particular value of QP, every element in the exponential portion matrix being the same value. Every element in
25 the exponential portion matrix is the same value for a period (P) of QP values, where $A_e(QP) = A_e(P * (QP/P))$.

Additional details of the above-described method, including a method for forming a dequantization value (X1), from the quantization value, using a mantissa portion (Bm(QP)) and an exponential portion ($x^{\text{Be}(\text{QP})}$), are provided below.

5

BRIEF DESCRIPTION OF THE DRAWINGS

Fig. 1 is a flowchart illustrating the present invention method for the quantization of a coefficient.

Figs. 2 to 9 show embodiments of the present invention
10 comprise systems and methods for video coding.

DETAILED DESCRIPTION OF THE PREFERRED EMBODIMENTS

The dynamic range requirements of the combined transform and quantization is reduced by factoring the quantization parameters
15 A(QP) and B(QP) into a mantissa and exponent terms as shown in Equation 4. With this structure, only the precision due to the mantissa term needs to be preserved during calculation. The exponent term can be included in the final normalization shift. This is illustrated in the sample calculation Equation 5.

20

Equation 4 Structure of quantization parameters

$$A_{\text{proposed}}(QP) = A_{\text{mantissa}}(QP) \cdot 2^{A_{\text{exponent}}(QP)}$$

$$B_{\text{proposed}}(QP) = B_{\text{mantissa}}(QP) \cdot 2^{B_{\text{exponent}}(QP)}$$

Equation 5 reduced bit_depth LUMA Transform

$$Y = T \cdot X$$

$$K = Y \cdot T^T$$

$$L = (A_{\text{mantissa}}(QP) \cdot K) / 2^{20 - A_{\text{exponent}}(QP)}$$

$$K' = T^T \cdot L$$

$$Y' = K' \cdot T$$

$$X' = (B_{\text{mantissa}}(QP) \cdot Y') / 2^{20 - B_{\text{exponent}}(QP)}$$

To illustrate the present invention, a set of quantization parameters is presented that reduce the dynamic range requirement of an H.26L decoder to 16-bit memory access. The memory access of the inverse transform is reduced to 16 bits. Values for A_{mantissa} , A_{exponent} , B_{mantissa} , B_{exponent} , A_{proposed} , B_{proposed} are defined for QP=0-5 as shown in Table 3. Additional values are determined by recursion, as shown in Equation 6. The structure of these values makes it possible to generate new quantization values in addition to those specified.

Table 3 Quantization values 0-5 for TML

QP	A_{mantissa}	A_{exponent}	B_{mantissa}	B_{exponent}	A_{proposed}	B_{proposed}
0	5	7	235	4	640	3760
1	9	6	261	4	576	4176
2	127	2	37	7	508	4736
3	114	2	165	5	456	5280
4	25	4	47	7	400	6016
5	87	2	27	8	348	6912

Equation 6 Recursion relations

$$A_{\text{mantissa}}(QP + 6) = A_{\text{mantissa}}(QP)$$

$$B_{\text{mantissa}}(QP + 6) = B_{\text{mantissa}}(QP)$$

$$A_{\text{exponent}}(QP + 6) = A_{\text{exponent}}(QP) - 1$$

$$B_{\text{exponent}}(QP + 6) = B_{\text{exponent}}(QP) + 1$$

Using the defined parameters, the transform calculations can be modified to reduce the dynamic range as shown in Equation 5. Note how only the mantissa values contribute to the growth of dynamic range. The exponent factors are incorporated into the final normalization and do not impact the dynamic range of intermediate results.

With these values and computational method, the dynamic range at the decoder is reduced so only 16-bit memory access is needed as seen in Table 4.

Table 4 Dynamic range with low-bit depth quantization (QP>6)

8-bit	LUMA Transform	LUMA Inverse Transform
Register	28	24
Memory	21	16

Several refinements can be applied to the joint quantization/normalization procedure described above. The general technique of factoring the parameters into a mantissa and exponent forms the basis of these refinements.

The discussion above assumes all basis functions of the transform have an equal norm and are quantized identically. Some integer transforms have the property that different basis functions have different norms. The present invention technique has been generalized to support transforms having different norms by replacing the scalars $A(QP)$ and $B(QP)$ above by matrices $A(QP)[i][j]$ and $B(QP)[i][j]$. These parameters are linked by a normalization relation of the form shown below, Equation 7, which is more general than the single relation shown in Equation 1.

Equation 7 Joint quantization/normalization of matrices

$$A(QP)[i][j] \cdot B(QP)[i][j] = N[i][j]$$

5 Following the method previously described, each element of each matrix is factored into a mantissa and an exponent term as illustrated in the equations below, Equation 8.

Equation 8 Factorization of matrix parameters

10

$$A(QP)[i][j] = A_{mantissa}(QP)[i][j] \cdot 2^{A_{exponent}(QP)[i][j]}$$

$$B(QP)[i][j] = B_{mantissa}(QP)[i][j] \cdot 2^{B_{exponent}(QP)[i][j]}$$

A large number of parameters are required to describe these quantization and dequantization parameters. Several structural relations can be used to reduce the number of free parameters. The quantizer growth is designed so that the values of A are halved after each period P at the same time the values of B are doubled maintaining the normalization relation. Additionally, the values of $A_{exponent}(QP)[i][j]$ and $B_{exponent}(QP)[i][j]$ are independent of i, j and (QP) in the range [0,P-1]. This structure is summarized by structural equations, Equation 9. With this

15 growth is designed so that the values of A are halved after each period P at the same time the values of B are doubled maintaining the normalization relation. Additionally, the values of $A_{exponent}(QP)[i][j]$ and $B_{exponent}(QP)[i][j]$ are independent of i, j and (QP) in the range [0,P-1]. This structure is summarized by structural equations, Equation 9. With this

20 structure there are only two parameters $A_{exponent}[0]$ and $B_{exponent}[0]$.

Equation 9 Structure of exponent terms

$$A_{exponent}(QP)[i][j] = A_{exponent}[0] - QP/P$$

$$B_{exponent}(QP)[i][j] = B_{exponent}[0] - QP/P$$

25 A structure is also defined for the mantissa values. For each index pair (i,j), the mantissa values are periodic with period P. This is summarized by the structural equation, Equation 10. With this structure,

there are P independent matrices for A_{mantissa} and P independent matrices for B_{mantissa} reducing memory requirements and adding structure to the calculations.

5

Equation 10 Structure of mantissa terms

$$\begin{aligned} A_{\text{mantissa}}(QP)[i][j] &= A_{\text{mantissa}}(QP \% P)[i][j] \\ B_{\text{mantissa}}(QP)[i][j] &= B_{\text{mantissa}}(QP \% P)[i][j] \end{aligned}$$

The inverse transform may include integer division that requires rounding. In cases of interest the division is by a power of 2. The rounding error is reduced by designing the dequantization factors to be multiples of the same power of 2, giving no remainder following division.

Dequantization using the mantissa values $B_{\text{mantissa}}(QP)$ gives dequantized values that are normalized differently depending upon qp. This must be compensated for following the inverse transform. A form of this calculation is shown in Equation 11.

Equation 11 Normalization of inverse transform I

$$\begin{aligned} K[i][j] &= B_{\text{mantissa}}(QP \% P)[i][j] \cdot \text{Level}[i][j] \\ X &= (T^{-1} \cdot K \cdot T) / 2^{(N - QP / P)} \end{aligned}$$

In Equation 11, $\text{Level}[i][j]$ is the quantized version of the transform coefficients and is called as “quantization value”. $K[i][j]$ is the scaled version of the transform coefficients and is called as “dequantization value”.

To eliminate the need for the inverse transform to compensate for this normalization difference, the dequantization

operation is defined so that all dequantized values have the same normalization. The form of this calculation is shown in Equation 12.

Equation 12 Normalization of Inverse transform II

5

$$K[i][j] = B_{mantissa}(QP \% P)[i][j] \cdot 2^{QP/P} \cdot Level[i][j]$$

$$X = (T^{-1} \cdot K \cdot T) / 2^N$$

The power of 2 can be calculated by using left-shift operation and the dequantization value $K[i][j]$ in Equation 12 will then be given as follows.

10

$$K[i][j] = [B_{mantissa} \cdot Level[i][j]] \ll (QP/P)$$

An example follows that illustrates the present invention use of quantization matrices. The forward and inverse transforms defined in Equation 13 need a quantization matrix rather than a single scalar quantization value. Sample quantization and dequantization parameters are given. Equation 14 and 16, together with related calculations, illustrate the use of this invention. This example uses a period $P=6$. In Equation 14, $A_{mantissa}$ is represented by Q and QP is represented by m . In Equation 16, $B_{mantissa}$ is represented by R and QP is represented by m .

20

Equation 13 transforms

$$T_{forward} = \begin{pmatrix} 1 & 1 & 1 & 1 \\ 2 & 1 & -1 & -2 \\ 1 & -1 & -1 & 1 \\ 1 & -2 & 2 & -1 \end{pmatrix}$$

$$T_{reverse} = \begin{pmatrix} 2 & 2 & 2 & 1 \\ 2 & 1 & -2 & -2 \\ 2 & -2 & -2 & 2 \\ 2 & -1 & 2 & -1 \end{pmatrix}$$

Equation 14 quantization parameters

$$Q(m)[i][j] = M_{m,0} \text{ for } (i, j) = \{(0,0), (0,2), (2,0), (2,2)\}$$

$$Q(m)[i][j] = M_{m,1} \text{ for } (i, j) = \{(1,1), (1,3), (3,1), (3,3)\}$$

$$Q(m)[i][j] = M_{m,2} \text{ otherwise}$$

5

$$M = \begin{bmatrix} 21844 & 8388 & 13108 \\ 18724 & 7625 & 11650 \\ 16384 & 6989 & 10486 \\ 14564 & 5992 & 9532 \\ 13107 & 5243 & 8066 \\ 11916 & 4660 & 7490 \end{bmatrix}$$

Equation 16 Dequantization parameters

$$R(m)[i][j] = S_{m,0} \text{ for } (i, j) = \{(0,0), (0,2), (2,0), (2,2)\}$$

$$R(m)[i][j] = S_{m,1} \text{ for } (i, j) = \{(1,1), (1,3), (3,1), (3,3)\}$$

$$R(m)[i][j] = S_{m,2} \text{ otherwise}$$

$$S = \begin{bmatrix} 6 & 10 & 8 \\ 7 & 11 & 9 \\ 8 & 12 & 10 \\ 9 & 14 & 11 \\ 10 & 16 & 13 \\ 11 & 18 & 14 \end{bmatrix}$$

The description of the forward transformation and forward quantization, Equation 18, are given below assuming input is in X, quantization parameter QP.

5

Equation 17 forward transform

$$K = T_{forward} \cdot X \cdot T_{forward}^T$$

Equation 18 forward quantization

$$period = QP / 6$$

$$phase = QP - 6 \cdot period$$

$$Level[i][j] = (Q(phase)[i][j] \cdot K[i][j]) / 2^{(17+period)}$$

10

The description of dequantization, inverse transform, and normalization for this example is given below, Equation 19 and 20.

Equation 19 Dequantization

$$period = QP / 6$$

$$phase = QP - 6 \cdot period$$

$$K[i][j] = R(phase)[i][j] \cdot Level[i][j] \cdot 2^{period}$$

15

Equation 20 IDCT and normalization

$$X' = T_{reverse} \cdot K \cdot T_{reverse}^T$$

$$X''[i][j] = X'[i][j] / 2^7$$

Fig. 1 is a flowchart illustrating the present invention method for the quantization of a coefficient. Although this method is depicted as a sequence of numbered steps for clarity, no order should be inferred from the numbering unless explicitly stated. It should be understood that some of these steps may be skipped, performed in parallel, or performed without the requirement of maintaining a strict order of

sequence. The methods start at Step 100. Step 102 supplies a coefficient K. Step 104 supplies a quantization parameter (QP). Step 106 forms a quantization value (L) from the coefficient K using a mantissa portion (Am(QP)) and an exponential portion ($x^{Ae(QP)}$). Typically, the exponential portion ($x^{Ae(QP)}$) includes x being the value 2.

In some aspects of the method, forming a quantization value (L) from the coefficient K using a mantissa portion (Am(QP)) and an exponential portion ($x^{Ae(QP)}$) in Step 106 includes:

$$\begin{aligned} L &= K * A(QP) \\ &= K * Am(QP) * (2^{Ae(QP)}). \end{aligned}$$

Some aspects of the method include a further step. Step 108 normalizes the quantization value by 2^N as follows:

$$\begin{aligned} L_n &= L / 2^N \\ &= K * Am(QP) / 2^{(N - Ae(QP))}. \end{aligned}$$

In other aspects, forming a quantization value in Step 106 includes forming a set of recursive quantization factors with a period P, where $A(QP+P) = A(QP)/x$. Likewise, forming a set of recursive quantization factors includes forming recursive mantissa factors, where $Am(QP) = Am(QP \bmod P)$. Then, forming a set of recursive quantization factors includes forming recursive exponential factors, where $Ae(QP) = Ae(QP \bmod P) - QP/P$.

In some aspects, forming a quantization value includes forming a set of recursive quantization factors with a period P, where $A(QP+P) = A(QP)/2$. In other aspects, forming a set of recursive quantization factors includes forming recursive mantissa factors, where P

= 6. Likewise, forming a set of recursive quantization factors includes forming recursive exponential factors, where $P = 6$.

In some aspects of the method, supplying a coefficient K in Step 102 includes supplying a coefficient matrix $K[i][j]$. Then, forming a quantization value (L) from the coefficient matrix $K[i][j]$ using a mantissa portion ($A_m(QP)$) and an exponential portion ($x^{A_e(QP)}$) in Step 106 includes forming a quantization value matrix ($L[i][j]$) using a mantissa portion matrix ($A_m(QP)[i][j]$) and an exponential portion matrix ($x^{A_e(QP)[i][j]}$). Likewise, forming a quantization value matrix ($L[i][j]$) using a mantissa portion matrix ($A_m(QP)[i][j]$) and an exponential portion matrix ($x^{A_e(QP)[i][j]}$) includes, for each particular value of QP , every element in the exponential portion matrix being the same value. Typically, every element in the exponential portion matrix is the same value for a period (P) of QP values, where $A_e(QP) = A_e(P * (QP/P))$.

Some aspects of the method include a further step. Step 110 forms a dequantization value ($X1$) from the quantization value, using a mantissa portion ($B_m(QP)$) and an exponential portion ($x^{B_e(QP)}$). Again, the exponential portion ($x^{B_e(QP)}$) typically includes x being the value 2.

In some aspects of the method, forming a dequantization value ($X1$) from the quantization value, using a mantissa portion ($B_m(QP)$) and an exponential portion ($2^{B_e(QP)}$) includes:

$$\begin{aligned} X1 &= L * B(QP) \\ &= L * B_m(QP) * (2^{B_e(QP)}). \end{aligned}$$

Other aspects of the method include a further step, Step 112, of denormalizing the quantization value by 2^N as follows:

$$X1d = X1/2^N$$

$$= X1 * Bm(QP) / 2^N.$$

In some aspects, forming a dequantization value in Step 110 includes forming a set of recursive dequantization factors with a period P, where $B(QP+P) = x * B(QP)$. Then, forming a set of recursive

- 5 dequantization factors includes forming recursive mantissa factors, where $Bm(QP) = Bm(QP \bmod P)$. Further, forming a set of recursive dequantization factors includes forming recursive exponential factors, where $Be(QP) = Be(QP \bmod P) + QP/P$.

- 10 In some aspects, forming a set of recursive quantization factors with a period P includes the value of x being equal to 2, and forming recursive mantissa factors includes the value of P being equal to 6. Then, forming a set of recursive dequantization factors includes forming recursive exponential factors, where $Be(QP) = Be(QP \bmod P) + QP/P$.

- 15 In some aspects of the method, forming a dequantization value ($X1$), from the quantization value, using a mantissa portion ($Bm(QP)$) and an exponential portion ($x^{Be(QP)}$) in Step 110 includes forming a dequantization value matrix ($X1[i][j]$) using a mantissa portion matrix ($Bm(QP)[i][j]$) and an exponential portion matrix ($x^{Be(QP)[i][j]}$). Likewise, forming a dequantization value matrix ($X1[i][j]$) using a mantissa portion
- 20 matrix ($Bm(QP)[i][j]$) and an exponential portion matrix ($x^{Be(QP)[i][j]}$) includes, for each particular value of QP, every element in the exponential portion matrix being the same value. In some aspects, every element in the exponential portion matrix is the same value for a period (P) of QP values, where $Be(QP) = Be(P * (QP/P))$.

- 25 Another aspect of the invention includes a method for the dequantization of a coefficient. However, the process is essentially the

same as Steps 110 and 112 above, and is not repeated in the interest of brevity.

A method for the quantization of a coefficient has been presented. An example is given illustrating a combined dequantization and normalization procedure applied to the H.26L video coding standard with a goal of reducing the bit-depth required at the decoder to 16 bits. The present invention concepts can also be used to meet other design goals within H.26L. In general, this invention has application to the combination of normalization and quantization calculations.

Embodiments of the present invention may be implemented as hardware, firmware, software and other implementations. Some embodiments may be implemented on general purpose computing devices or on computing devices specifically designed for implementation of these embodiments. Some embodiments may be stored in memory as a means of storing the embodiment or for the purpose of executing the embodiment on a computing device.

Some embodiments of the present invention comprise systems and methods for video encoding, as shown in Figure 2. In these embodiments, image data 130 is subtracted from 132 with data representing prior video frames 145 resulting in a differential image 133, which is sent to a transform module 134. Transform module 134 may use DCT or other transform methods to transform the image. Generally, the result of the transform process will be coefficients (K), which are then sent to a quantization module 136 for quantization.

Quantization module 136 may have other inputs, such as user inputs 131 for establishing quantization parameters (QPs) and for

other input. Quantization module 136 may use the transformation coefficients and the quantization parameters to determine quantization levels (L) in the video image. Quantization module 136 may use methods employing a mantissa portion and an exponential portion, however, other
5 quantization methods may also be employed in the quantization modules 136 of embodiments of the present invention. These quantization levels 135 and quantization parameters 137 are output to a coding module 138 as well as a dequantization module (DQ) 140.

Output to the coding module 138 is encoded and transmitted
10 outside the encoder for immediate decoding or storage. Coding module 138 may use variable length coding (VLC) in its coding processes. Coding module 138 may use arithmetic coding in its coding process. Output from coding module 138 is encoded data 139 which may be transmitted to the decoder or stored in the storage device.

15 Output from quantization module 136 is also received at dequantization module 140 to begin reconstruction of the image. This is done to keep an accurate accounting of prior frames. Dequantization module 140 performs a process with essentially the reverse effect as quantization module 136. Quantization levels or values (L) are
20 dequantized yielding transform coefficients. Dequantization modules 140 may use methods employing a mantissa portion and an exponential portion as described herein.

The transform coefficients output from dequantization module 140 are sent to an inverse transformation (IT) module 142 where
25 they are inverse transformed to a differential image 141. This differential image 141 is then combined with data from prior image frames 145 to

form a video frame 149 that may be input to a frame memory 146 for reference to succeeding frames.

Video frame 149 may also serve as input to a motion estimation module 147, which also receives image data 130. These inputs
5 may be used to predict image similarities and help compress image data. Output from motion estimation module 147 is sent to motion compensation module 148 and combined with output data from coding module 138, which is sent out for later decoding and eventual image viewing.

10 Motion compensation module 148 uses the predicted image data to reduce frame data requirements; its output is subtracted from input image data 130.

Some embodiments of the present invention comprise systems and methods for video decoding, as shown in Figure 3. A decoder
15 of embodiments of the present invention may receive encoded data 150 to a decoder module 152. Encoded data 150 may comprise data that has been encoded by an encoder 100 such as that described with reference to Figure 2.

Decoding module 152 may employ variable length decoding
20 methods if they were used in the encoding process. Other decoding methods may also be used as dictated by the type of encoded data 150. Decoding module 152 performs essentially the reverse process as coding module 138. Output from decoding module 152 may comprise quantization parameters 156 and quantization values 154. Other output
25 may comprise motion estimation data and image prediction data that may be sent directly to a motion compensation module 166.

Typically, quantization parameters 156 and quantization values 154 are output to a dequantization module 158, where quantization values are converted back to transform coefficients. Dequantization module 158 may use methods employing a mantissa portion and an exponential portion as described herein. These coefficients are then sent to an inverse transformation module 160 for conversion back to spatial domain image data 161.

The motion compensation unit 166 uses motion vector data and the frame memory 164 to construct a reference image 165.

Image data 161 represents a differential image that must be combined with prior image data 165 to form a video frame 163. This video frame 163 is output 168 for further processing, display or other purposes and may be stored in frame memory 164 and used for reference with subsequent frames.

In some embodiments of the present invention, as illustrated in Figure 4, image data 102 may be sent to an encoder or encoding portion 104 for the various transformation, quantization, encoding and other procedures typical of video encoding as described above for some embodiments of the present invention. Output from the encoder may then be stored on any computer-readable storage media 106. Storage media 106 may act as a short-term buffer or as a long-term storage device.

When desired, encoded video data may be read from storage media 106 and decoded by a decoder or decoding portion 108 for output 110 to a display or other device.

In some embodiments of the present invention, as illustrated in Figure 5, image data 112 may be sent to an encoder or encoding portion

114 for the various transformation, quantization, encoding and other procedures typical of video encoding as described above for some embodiments of the present invention. Output from the encoder may then be sent over a network, such as a LAN, WAN or the Internet 116. A storage device such as storage media 106 may be part of a network. Encoded video data may be received and decoded by a decoder or decoding portion 118 which also communicates with network 116. Decoder 118 may then decode the data for local consumption 120.

In some embodiments of the present invention, as illustrated in Figure 6, a quantization method or apparatus comprises a mantissa portion 172 and an exponential portion 174. Quantization parameters 176 are input to both portions 172 & 174. A coefficient K 170 is input to the mantissa portion 172 where it is modified using the quantization parameter and other values as explained above. The result of this operation is combined with the result produced in the exponential portion using the quantization parameter thereby producing a quantization level or value L 178.

In some embodiments of the present invention, as illustrated in Figure 7, a quantization method or apparatus comprises a mantissa portion 182 and a shifting portion 184. Quantization parameters 186 are input to both portions 182 & 184. A coefficient, K 180 is input to the mantissa portion 182 where it is modified using the quantization parameter and other values as explained above. The result of this operation is further processed in the shifting portion using the quantization parameter thereby producing a quantization level or value, L 188.

Some embodiments of the present invention, as illustrated in Figure 8, comprise a dequantization method or apparatus with a mantissa portion 192 and an exponential portion 194. Quantization parameters 196 are input to both portions 192 & 194. A quantization value, L 190 is input
5 to the mantissa portion 192 where it is modified using the quantization parameter and other values as explained above. The result of this operation is further processed in the exponential portion using the quantization parameter thereby producing a coefficient, X1 198.

Some embodiments of the present invention, as illustrated in
10 Figure 9, comprise a dequantization method or apparatus with a mantissa portion 202 and a shifting portion 204. Quantization parameters 206 are input to both portions 202 & 204. A quantization value, L 200 is input to the mantissa portion 202 where it is modified using the quantization parameter and other values as explained above. The result of this
15 operation is further processed in the exponential portion using the quantization parameter thereby producing a coefficient, X1 208.

Some embodiments of the present invention may be stored on computer-readable media such as magnetic media, optical media, and other media as well as combinations of media. Some embodiments may
20 also be transmitted as signals across networks and communication media. These transmissions and storage actions may take place as part of operation of embodiments of the present invention or as a way of transmitting the embodiment to a destination.

Other variations and embodiments of the invention will
25 occur to those skilled in the art.

CLAIMS

1. A method for the quantization of a coefficient, the method comprising:
 - 5 supplying a coefficient K;
 - supplying a quantization parameter (QP);
 - forming a quantization value (L) from the coefficient K using a mantissa portion ($A_m(QP)$) and an exponential portion ($x^{A_e(QP)}$).
- 10 2. The method of claim 1 wherein the exponential portion ($x^{A_e(QP)}$) includes x being the value 2.
3. The method of claim 2 wherein forming a quantization value (L) from the coefficient K using a mantissa portion ($A_m(QP)$) and an
 - 15 exponential portion ($x^{A_e(QP)}$) includes:

$$L = K * A(QP)$$

$$= K * A_m(QP) * (2^{A_e(QP)}).$$
4. The method of claim 3 further comprising:
 - 20 normalizing the quantization value by 2^N as follows:

$$L_n = L / 2^N$$

$$= K * A_m(QP) / 2^{(N - A_e(QP))}.$$
5. The method of claim 1 wherein forming a quantization
 - 25 value includes forming a set of recursive quantization factors with a period P, where $A(QP+P) = A(QP)/x$.

6. The method of claim 1 wherein forming a set of recursive quantization factors includes forming recursive mantissa factors, where $A_m(QP) = A_m(QP \bmod P)$.

5

7. The method of claim 1 forming a set of recursive quantization factors includes forming recursive exponential factors, where $A_e(QP) = A_e(QP \bmod P) - QP/P$.

10

8. The method of claim 1 wherein forming a quantization value includes forming a set of recursive quantization factors with a period P , where $A(QP+P) = A(QP)/2$.

15

9. The method of claim 6 wherein forming a set of recursive quantization factors includes forming recursive mantissa factors, where $P = 6$.

20

10. The method of claim 7 wherein forming a set of recursive quantization factors includes forming recursive exponential factors, where $P = 6$.

11. The method of claim 1 wherein supplying a coefficient K includes supplying a coefficient matrix $K[l][j]$;

wherein forming a quantization value (L) from the coefficient matrix $K[i][j]$ using a mantissa portion ($A_m(QP)$) and an exponential portion ($x^{A_e(QP)}$) includes forming a quantization value matrix ($L[l][j]$)

using a mantissa portion matrix ($A_m(QP)[i][j]$) and an exponential portion matrix ($x^{A_e(QP)[i][j]}$).

12. The method of claim 11 wherein forming a
 5 quantization value matrix ($L[i][j]$) using a mantissa portion matrix ($A_m(QP)[i][j]$) and an exponential portion matrix ($x^{A_e(QP)[i][j]}$) includes, for each particular value of QP , every element in the exponential portion matrix being the same value.

10 13. The method of claim 12 wherein every element in the exponential portion matrix is the same value for a period (P) of QP values, where $A_e(QP) = A_e(P * (QP/P))$.

14. The method of claim 1 further comprising:
 15 forming a dequantization value ($X1$) from the quantization value, using a mantissa portion ($B_m(QP)$) and an exponential portion ($x^{B_e(QP)}$).

15. The method of claim 14 wherein the exponential
 20 portion ($x^{B_e(QP)}$) includes x being the value 2.

16. The method of claim 15 wherein forming a
 dequantization value ($X1$) from the quantization value, using a mantissa portion ($B_m(QP)$) and an exponential portion ($2^{B_e(QP)}$) includes:

$$\begin{aligned} X1 &= L * B(QP) \\ &= L * B_m(QP) * (2^{B_e(QP)}). \end{aligned}$$

25

17. The method of claim 16 further comprising:
denormalizing the quantization value by 2^N as follows:

$$\begin{aligned} X1d &= X1/2^N \\ &= X1*Bm(QP)/2^N. \end{aligned}$$

5

18. The method of claim 14 wherein forming a
dequantization value includes forming a set of recursive dequantization
factors with a period P, where $B(QP+P) = x*B(QP)$.

10

19. The method of claim 14 wherein forming a set of
recursive dequantization factors includes forming recursive mantissa
factors, where $Bm(QP) = Bm(QP \bmod P)$.

15

20. The method of claim 14 forming a set of recursive
dequantization factors includes forming recursive exponential factors,
where $Be(QP) = Be(QP \bmod P) + QP/P$.

21. The method of claim 14 wherein forming a set of
20 recursive quantization factors with a period P includes the value of x
being equal to 2.

22. The method of claim 19 wherein forming recursive
mantissa factors includes the value of P being equal to 6.

25

23. The method of claim 22 forming a set of recursive dequantization factors includes forming recursive exponential factors, where $\text{Be}(\text{QP}) = \text{Be}(\text{QP mod P}) + \text{QP/P}$.

5 24. The method of claim 14 wherein forming a dequantization value (X1) from the quantization value, using a mantissa portion ($\text{Bm}(\text{QP})$) and an exponential portion ($\text{x}^{\text{Be}(\text{QP})}$) includes forming a dequantization value matrix ($\text{X1}[i][j]$) using a mantissa portion matrix ($\text{Bm}(\text{QP})[i][j]$) and an exponential portion matrix ($\text{x}^{\text{Be}(\text{QP})[i][j]}$).

10 25. The method of claim 24 wherein forming a dequantization value matrix ($\text{X1}[i][j]$) using a mantissa portion matrix ($\text{Bm}(\text{QP})[i][j]$) and an exponential portion matrix ($\text{x}^{\text{Be}(\text{QP})[i][j]}$) includes, for each particular value of QP, every element in the exponential portion
15 matrix being the same value.

26. The method of claim 23 wherein every element in the exponential portion matrix is the same value for a period (P) of QP values, where $\text{Be}(\text{QP}) = \text{Be}(\text{P} * (\text{QP/P}))$.

20 27. A method for the dequantization of a coefficient, the method comprising:

receiving a quantization value;

forming a dequantization value (X1) from the quantization
25 value, using a mantissa portion ($\text{Bm}(\text{QP})$) and an exponential portion ($\text{x}^{\text{Be}(\text{QP})}$).

28. The method of claim 27 wherein the exponential portion ($x^{Be(QP)}$) includes x being the value 2.

5 29. The method of claim 28 wherein forming a dequantization value ($X1$) from the quantization value, using a mantissa portion ($Bm(QP)$) and an exponential portion ($2^{Be(QP)}$) includes:

$$\begin{aligned} X1 &= L * B(QP) \\ &= L * Bm(QP) * (2^{Be(QP)}). \end{aligned}$$

10

30. The method of claim 29 wherein receiving the quantization value includes received a normalized quantization value; and,

the method further comprising:

15 denormalizing the quantization value by 2^N as follows:

$$\begin{aligned} X1d &= X1/2^N \\ &= X1 * Bm(QP)/2^N. \end{aligned}$$

31. The method of claim 27 wherein forming a
20 dequantization value includes forming a set of recursive dequantization factors with a period P , where $B(QP+P) = x * B(QP)$.

32. The method of claim 27 wherein forming a set of recursive dequantization factors includes forming recursive mantissa
25 factors, where $Bm(QP) = Bm(QP \bmod P)$.

33. The method of claim 27 forming a set of recursive dequantization factors includes forming recursive exponential factors, where $\text{Be}(\text{QP}) = \text{Be}(\text{QP mod P}) + \text{QP/P}$.

5 34. The method of claim 27 wherein forming a set of recursive quantization factors with a period P includes the value of x being equal to 2.

35. The method of claim 32 wherein forming recursive
10 mantissa factors includes the value of P being equal to 6.

36. The method of claim 35 forming a set of recursive dequantization factors includes forming recursive exponential factors, where $\text{Be}(\text{QP}) = \text{Be}(\text{QP mod P}) + \text{QP/P}$.

15 37. The method of claim 27 wherein forming a dequantization value (X1) from the quantization value, using a mantissa portion ($\text{Bm}(\text{QP})$) and an exponential portion ($\text{x}^{\text{Be}(\text{QP})}$) includes forming a dequantization value matrix ($\text{X1}[i][j]$) using a mantissa portion matrix
20 ($\text{Bm}(\text{QP})[i][j]$) and an exponential portion matrix ($\text{x}^{\text{Be}(\text{QP})[i][j]}$).

38. The method of claim 37 wherein forming a dequantization value matrix ($\text{X1}[i][j]$) using a mantissa portion matrix ($\text{Bm}(\text{QP})[i][j]$) and an exponential portion matrix ($\text{x}^{\text{Be}(\text{QP})[i][j]}$) includes, for
25 each particular value of QP, every element in the exponential portion matrix being the same value.

39. The method of claim 36 wherein every element in the exponential portion matrix is the same value for a period (P) of QP values, where $Be(QP) = Be(P * (QP/P))$.

5

40. A computer-readable medium comprising instructions for the quantization of a coefficient, said instructions comprising the acts of:

supplying a coefficient K;
 10 supplying a quantization parameter (QP);
 forming a quantization value (L) from the coefficient K using a mantissa portion ($Am(QP)$) and an exponential portion ($x^{Ae(QP)}$).

41. The computer readable medium of claim 40 wherein
 15 the exponential portion ($x^{Ae(QP)}$) includes x being the value 2.

42. The computer readable medium of claim 40 wherein forming a quantization value (L) from the coefficient K using a mantissa portion ($Am(QP)$) and an exponential portion ($x^{Ae(QP)}$) includes:

20
$$L = K * A(QP)$$

$$= K * Am(QP) * (2^{Ae(QP)}).$$

43. A computer data signal embodied in an electronic transmission, said signal having the function of quantization of a
 25 coefficient, said signal comprising instructions for:
 supplying a coefficient K;

supplying a quantization parameter (QP);
forming a quantization value (L) from the coefficient K using
a mantissa portion (Am(QP)) and an exponential portion ($x^{Ae(QP)}$).

5 44. The computer data signal of claim 43 wherein the
exponential portion ($x^{Ae(QP)}$) includes x being the value 2.

 45. The computer data signal of claim 43 wherein forming
a quantization value (L) from the coefficient K using a mantissa portion
10 (Am(QP)) and an exponential portion ($x^{Ae(QP)}$) includes:

$$\begin{aligned} L &= K * A(QP) \\ &= K * Am(QP) * (2^{Ae(QP)}). \end{aligned}$$

 46. An apparatus for the quantization of a coefficient, the
15 apparatus comprising:

 a first receiver for receiving a coefficient K;
 a second receiver for receiving a quantization parameter
 (QP);
 a quantization module for forming a quantization value (L)
20 from the coefficient K using a mantissa portion (Am(QP)) and an
exponential portion ($x^{Ae(QP)}$).

 47. The apparatus of claim 46 wherein the exponential
portion ($x^{Ae(QP)}$) includes x being the value 2.

25

48. The apparatus of claim 46 wherein forming a quantization value (L) from the coefficient K using a mantissa portion (Am(QP)) and an exponential portion ($x^{Ae(QP)}$) includes:

$$\begin{aligned} L &= K * A(QP) \\ 5 \quad &= K * Am(QP) * (2^{Ae(QP)}). \end{aligned}$$

49. An apparatus for the dequantization of a coefficient, the apparatus comprising:

- a first receiver for receiving a coefficient K;
- 10 a second receiver for receiving a quantization parameter (QP);
- a dequantization module for forming a coefficient K from the quantization value (L) using a mantissa portion (Am(QP)) and an exponential portion ($x^{Ae(QP)}$).

15

50. The apparatus of claim 49 wherein the exponential portion ($x^{Ae(QP)}$) includes x being the value 2.

51. The apparatus of claim 49 wherein forming a
20 coefficient K from the quantization value (L) using a mantissa portion (Am(QP)) and an exponential portion ($x^{Ae(QP)}$) includes:

$$\begin{aligned} L &= K * A(QP) \\ &= K * Am(QP) * (2^{Ae(QP)}). \end{aligned}$$

25 52. An apparatus for image data encoding, said apparatus comprising:

a transformation module for transforming image data to coefficient data;

a quantization module for quantizing coefficient data into quantized values;

5 a coding module for encoding quantized values for output to a decoder;

a dequantization module for forming coefficients (K) from quantization values (L) using a mantissa portion ($A_m(QP)$) and an exponential portion ($x^{A_e(QP)}$);

10 an inverse transformation module for converting coefficients (K) into image data ;

a frame memory for storing image data;

a motion compensation module for predicting image data;

and

15 a motion estimation module for estimating spatial motion in an image.

53. An apparatus for image data decoding, said apparatus comprising:

20 a decoding module for decoding encoded video data into data comprising quantization parameters and quantized values;

a dequantization module for forming coefficients (K) from quantization values (L) using a mantissa portion ($A_m(QP)$) and an exponential portion ($x^{A_e(QP)}$);

25 an inverse transformation module for converting coefficients (K) into image data ;

a frame memory for storing image data; and
a motion compensation module for processing image
prediction data.

5 54. The method of claim 20 wherein forming recursive
exponential factors includes the value of P being equal to 6.

55. The method of claim 33 wherein forming recursive
exponential factors includes the value of P being equal to 6.

FIG. 1

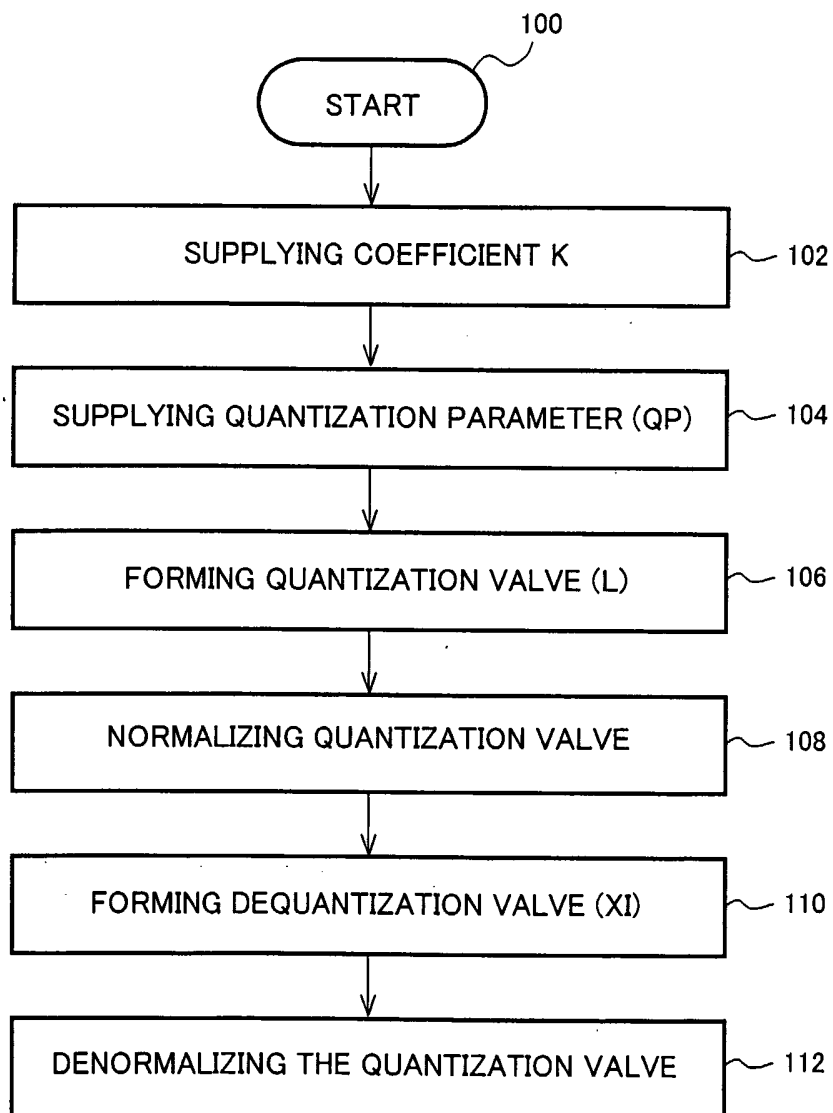


FIG.2

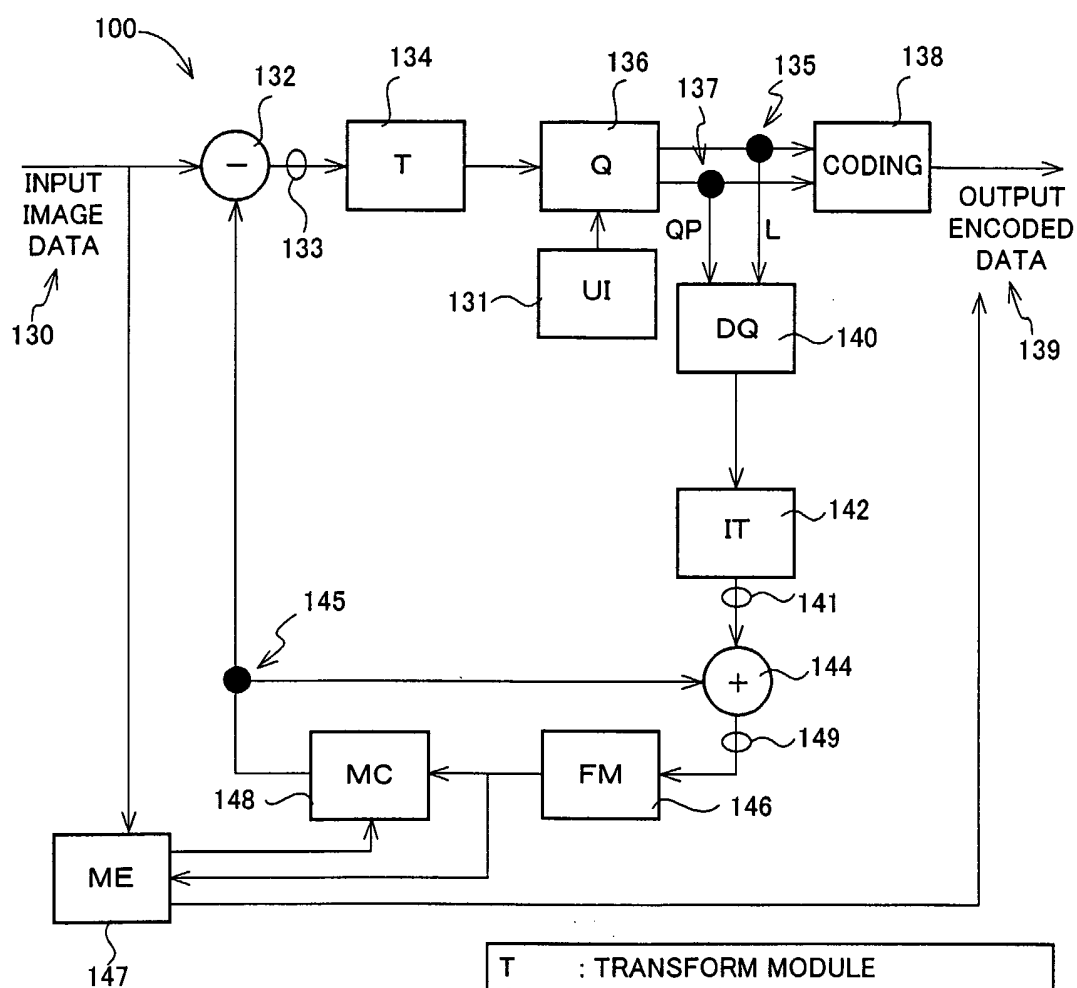


FIG.3

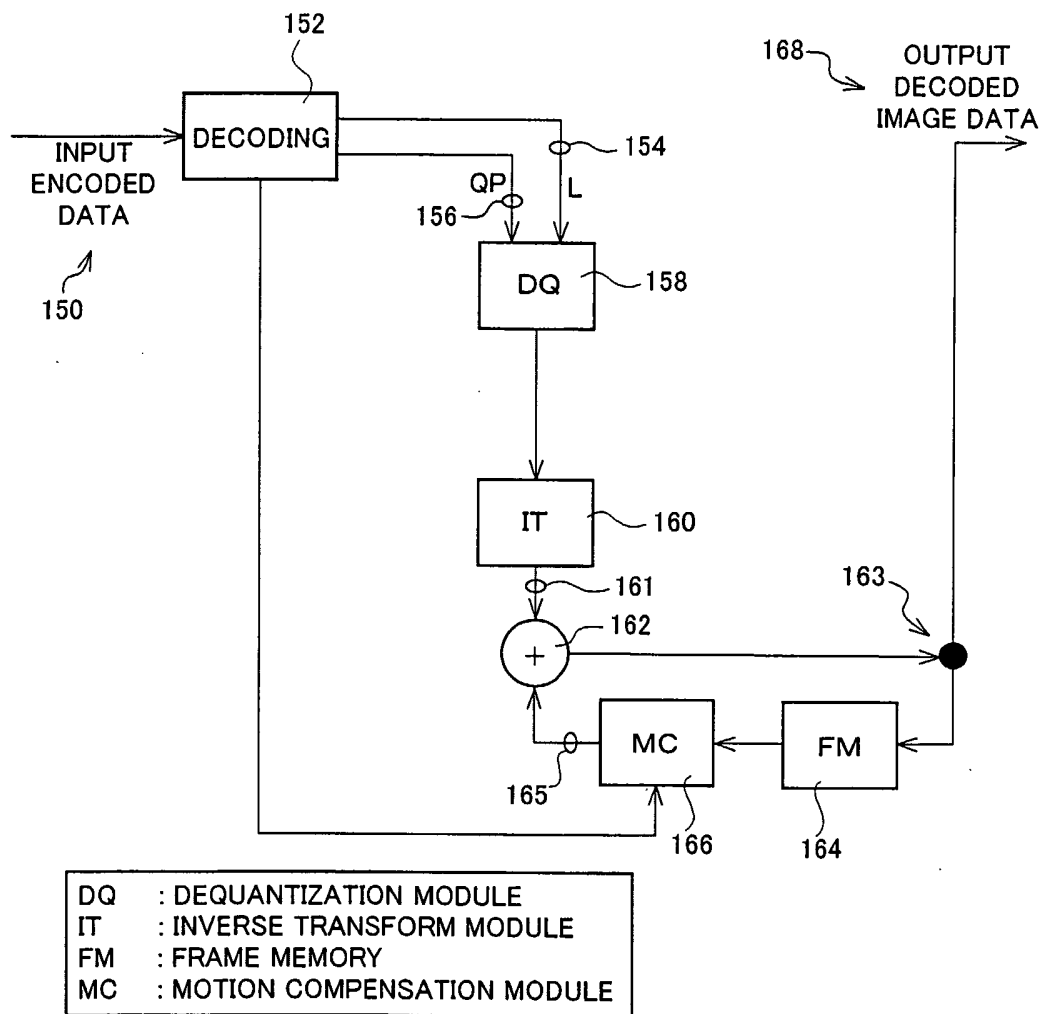


FIG.4

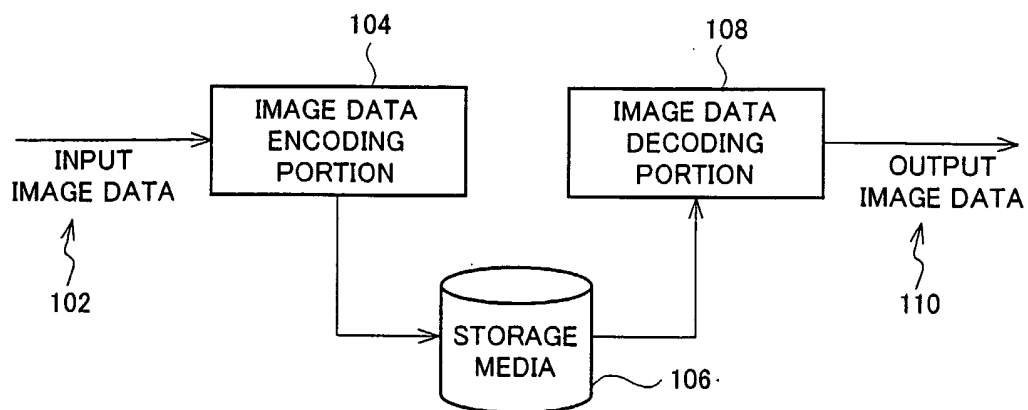


FIG.5

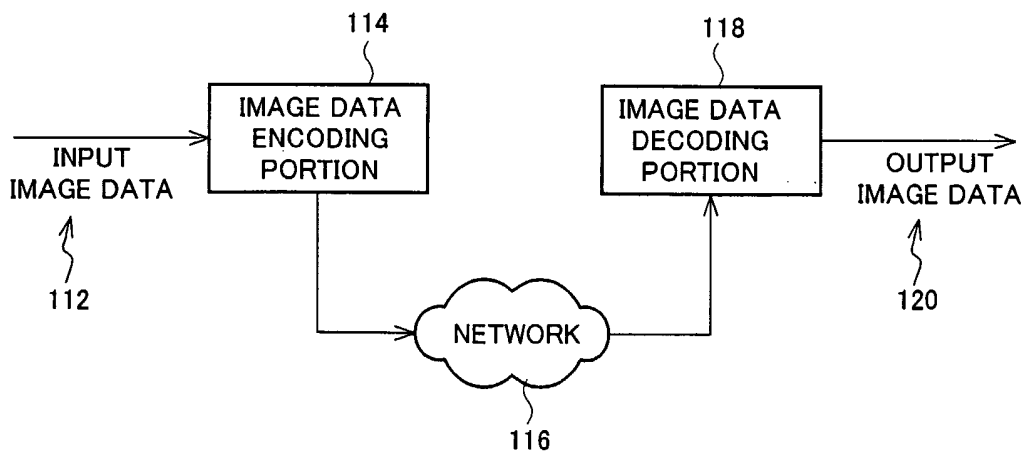


FIG.6

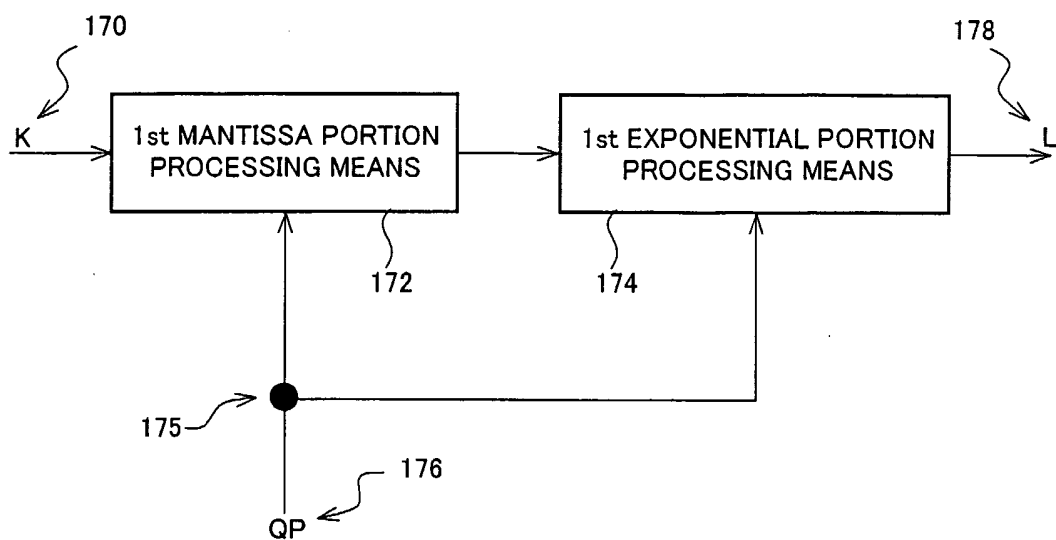


FIG.7

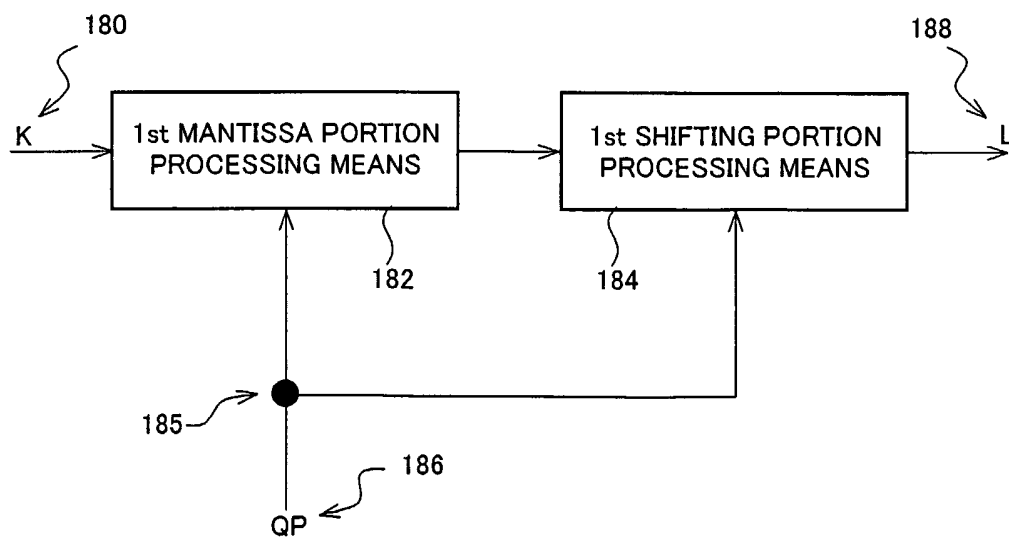


FIG.8

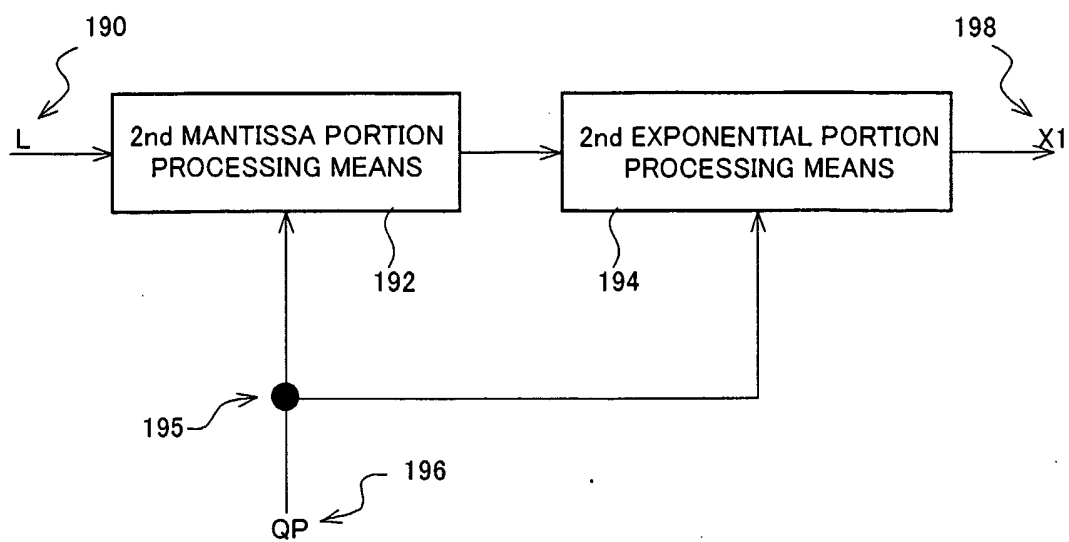
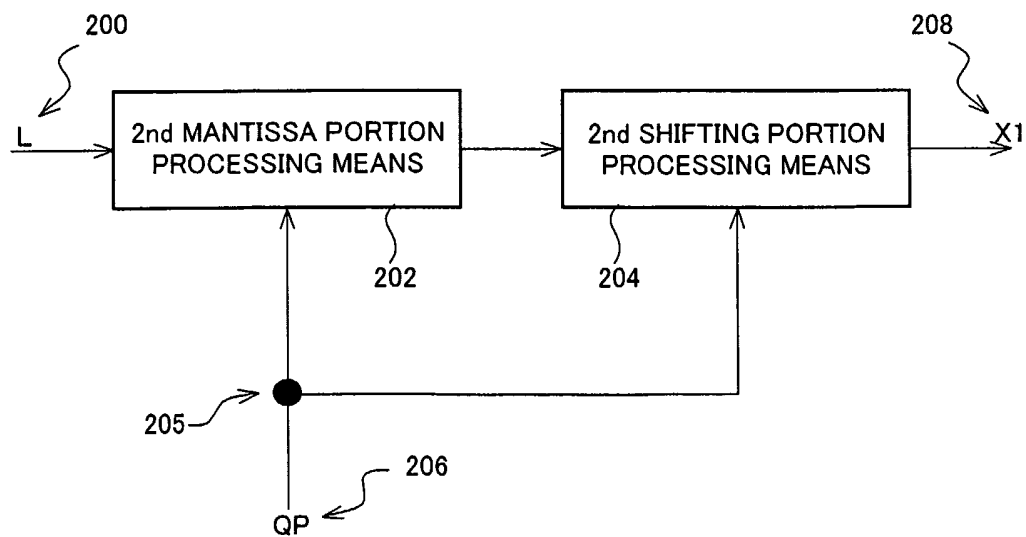


FIG.9



INTERNATIONAL SEARCH REPORT

International application No.

PCT/JP02/08146**A. CLASSIFICATION OF SUBJECT MATTER**Int.Cl⁷ **H03M 7/30, H04N 7/24**

According to International Patent Classification (IPC) or to both national classification and IPC

B. FIELDS SEARCHED

Minimum documentation searched (classification system followed by classification symbols)

Int.Cl⁷ **H03M 7/30, H04N 7/24**

Documentation searched other than minimum documentation to the extent that such documents are included in the fields searched
Japanese Utility Model Gazette 1926-1996, Japanese Publication of Unexamined Utility Model Applications 1971-2002, Japanese Registered Utility Model Gazette 1994-2002, Japanese Gazette Containing the Utility Model 1996-2002

Electronic data base consulted during the international search (name of data base and, where practicable, search terms used)

C. DOCUMENTS CONSIDERED TO BE RELEVANT

Category*	Citation of document, with indication, where appropriate, of the relevant passages	Relevant to claim No.
A	JP 04-222121 A (CASIO COMPUTER CO.LTD.) 1992.08.12, P1-P3 (NO FAMILY)	1-55
A	JP 06-053839 A (CASIO COMPUTER CO.LTD.) 1994.02.25, p2-p3 (NO FAMILY)	1-55
A	JP 06-077842 A (MITUBISHI ELECTRONIC CORP.) 1994.03.18, WHOLE DOCUMENT (NO FAMILY)	1-55

☐ Further documents are listed in the continuation of Box C.
 ☐ See patent family annex.

* Special categories of cited documents:

"A" document defining the general state of the art which is not considered to be of particular relevance

"E" earlier application or patent but published on or after the international filing date

"L" document which may throw doubts on priority claim(s) or which is cited to establish the publication date of another citation or other special reason (as specified)

"O" document referring to an oral disclosure, use, exhibition or other means

"P" document published prior to the international filing date but later than the priority date claimed

"T" later document published after the international filing date or priority date and not in conflict with the application but cited to understand the principle or theory underlying the invention

"X" document of particular relevance; the claimed invention cannot be considered novel or cannot be considered to involve an inventive step when the document is taken alone

"Y" document of particular relevance; the claimed invention cannot be considered to involve an inventive step when the document is combined with one or more other such documents, such combination being obvious to a person skilled in the art

"&" document member of the same patent family

Date of the actual completion of the international search

19.11.02

Date of mailing of the international search report

03.12.02

Name and mailing address of the ISA/JP

Japan Patent Office

3-4-3, Kasumigaseki, Chiyoda-ku, Tokyo 100-8915, Japan

Authorized officer

KEN-ICHI ISHII

Seal

5K**8124**

Telephone No. +81-3-3581-1101 Ext. 3555