



(12) **United States Design Patent**
Chen

(10) **Patent No.:** **US D848,765 S**
(45) **Date of Patent:** **** May 21, 2019**

(54) **BACK CUSHION**

(56) **References Cited**

(71) Applicant: **SHENZHEN LIAN DA TECHNOLOGY INDUSTRIAL CO., LTD.**, Shenzhen, Guangdong (CN)

U.S. PATENT DOCUMENTS

(72) Inventor: **Congyu Chen**, Guangdong (CN)

D248,141	S	*	6/1978	Forsland	D6/601
D260,125	S	*	8/1981	Rogers	5/653
D267,299	S	*	12/1982	Lund, III	D6/601
4,775,185	A	*	10/1988	Scholin	B60N 2/62 297/284.11
4,858,259	A	*	8/1989	Simmons	A47G 9/1036 5/644
D318,202	S	*	7/1991	Weber	D6/601
D318,203	S	*	7/1991	Zaghini	5/636
D321,562	S	*	11/1991	Ljungvall	5/646
5,813,065	A	*	9/1998	Tinhorn	A47G 9/10 5/636
D441,587	S	*	5/2001	Cameron	D6/601
D595,986	S	*	7/2009	Kloes	D6/601
D599,151	S	*	9/2009	Wilson	D6/601
D618,030	S	*	6/2010	Wang	D6/601
D624,776	S	*	10/2010	Tang	D6/601
D677,507	S	*	3/2013	Rocha	D6/601
D698,586	S	*	2/2014	Davis	D6/601

(73) Assignee: **SHENZHEN LIAN DA TECHNOLOGY INDUSTRIAL CO., LTD.**, Shenzhen (CN)

(**) Term: **15 Years**

(21) Appl. No.: **29/638,575**

(22) Filed: **Feb. 27, 2018**

(30) **Foreign Application Priority Data**

Jan. 29, 2018 (CN) 2018 3 0041660

(51) **LOC (11) Cl.** **06-09**

(52) **U.S. Cl.**

USPC **D6/601**

(58) **Field of Classification Search**

USPC D6/382, 388, 512, 595, 596, 601, 603, D6/604, 621, 707; D24/191, 183-184; 5/401, 420, 630, 632, 636, 637, 638, 639, 5/646, 652, 652.1, 655, 655.3; 297/13, 297/14, 16.1, 55, 59, 68, 72, 83, 88, 92, 297/94, 216.15, 216.16, 225, 229, 259.1, 297/283.2, 284.1, 311, 312, 344.1, 297/411.35, 411.45, 440.15, 440.22, 297/445.1, 449.1, 450.1, 452.1, 452.11, 297/452.21, 452.39, 461

CPC A47G 9/10; A47G 9/1009; A47G 9/1027; A47G 9/1045; A47G 9/1063; A47G 9/1072; A47G 9/1081; A47G 2009/1018; A47G 9/1036; A47G 9/1054; A47G 9/109

See application file for complete search history.

(Continued)

Primary Examiner — Michelle E. Wilson

Assistant Examiner — Sanjeev Paul

(57)

CLAIM

The ornamental design for a back cushion, as shown and described.

DESCRIPTION

FIG. 1 is a first perspective view of a back cushion showing my new design;

FIG. 2 is a second perspective view thereof;

FIG. 3 is a front elevational view thereof;

FIG. 4 is a rear elevational view thereof;

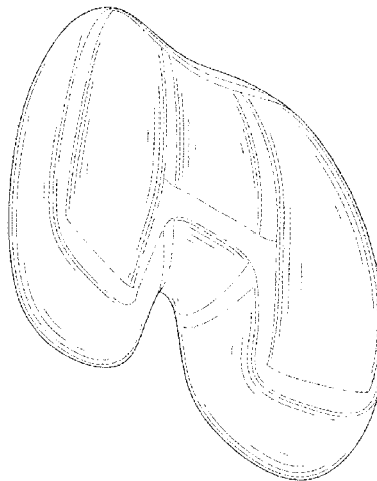
FIG. 5 is a left side view thereof;

FIG. 6 is a right side view thereof;

FIG. 7 is a bottom plan view thereof; and,

FIG. 8 is a top plan view thereof.

1 Claim, 8 Drawing Sheets



(56)

References Cited

U.S. PATENT DOCUMENTS

D699,981 S *	2/2014	Kummerfeld	A47D 13/083	D6/601	D839,026 S *	1/2019	Huang	D6/601
D701,063 S *	3/2014	Myers	D6/601	D6/601	2008/0104764 A1 *	5/2008	Chen	A47C 7/383
D705,431 S *	5/2014	Abramson	D24/184	D6/601				5/644
D709,303 S *	7/2014	Velasco	D6/601	D6/601	2008/0163428 A1 *	7/2008	Groteke	A47G 9/10
D722,449 S *	2/2015	Krishtul	D6/601	D6/601				5/638
D731,813 S *	6/2015	Durkin	D6/601	D6/601	2009/0139031 A1 *	6/2009	Davis	A61G 7/072
D732,313 S *	6/2015	Fux	D6/601	D6/601				5/639
D759,991 S *	6/2016	Jing	D6/601	D6/601	2009/0211031 A1 *	8/2009	Kloes	A47G 9/10
D775,862 S *	1/2017	Chen	D6/601	D6/601				5/640
D783,313 S *	4/2017	Trubac	D6/601	D6/601	2010/0205744 A1 *	8/2010	Edwards	A47C 7/383
D793,770 S *	8/2017	Krishtul	D6/601	D6/601				5/644
D805,323 S *	12/2017	Chan	D6/601	D6/601	2012/0017374 A1 *	1/2012	Hunter	A47G 9/109
D808,194 S *	1/2018	Wyborn	D6/601	D6/601				5/638
D812,931 S *	3/2018	Chen	D6/601	D6/601	2013/0198961 A1 *	8/2013	Davis	A47C 7/62
D828,054 S *	9/2018	Chen	D6/601	D6/601				5/648
D828,702 S *	9/2018	Chen	D6/601	D6/601	2015/0108802 A1 *	4/2015	Krishtul	A47C 7/029
D829,470 S *	10/2018	Huang	D6/601	D6/601				297/283.1
D836,363 S *	12/2018	Cornelius	D6/601	D6/601	2015/0257554 A1 *	9/2015	Ross	A47C 27/086
								5/639
					2016/0183685 A1 *	6/2016	Kang	A47C 7/383
								5/639

* cited by examiner

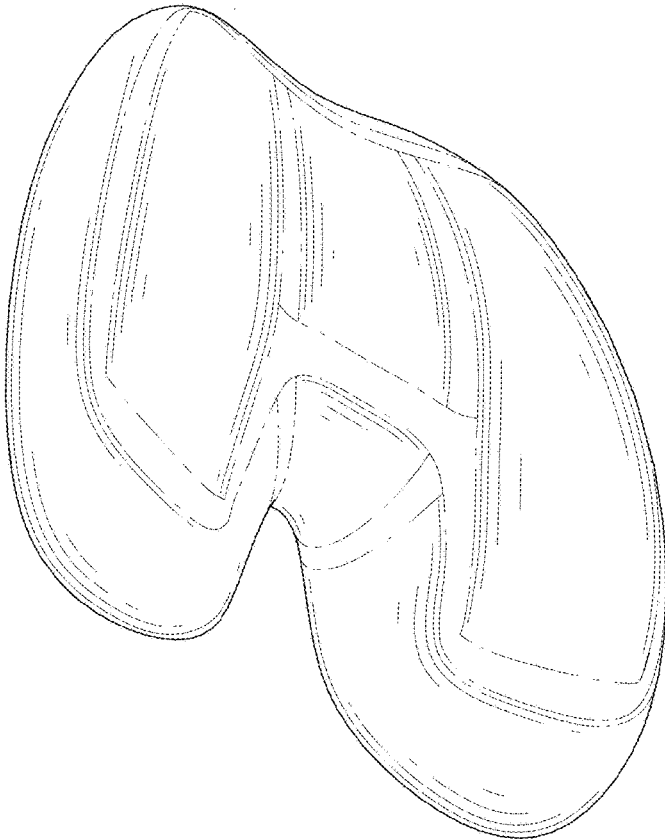


FIG. 1

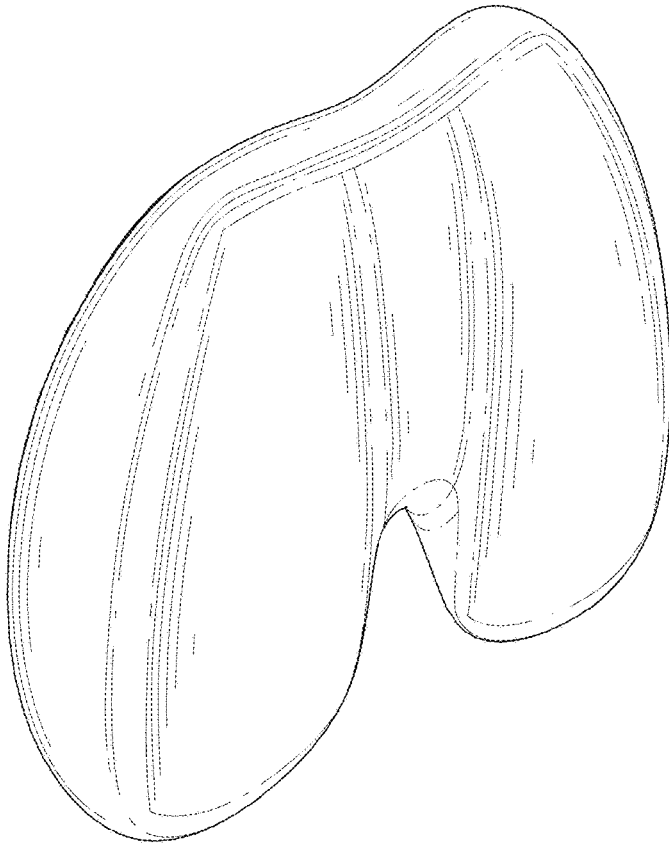


FIG. 2

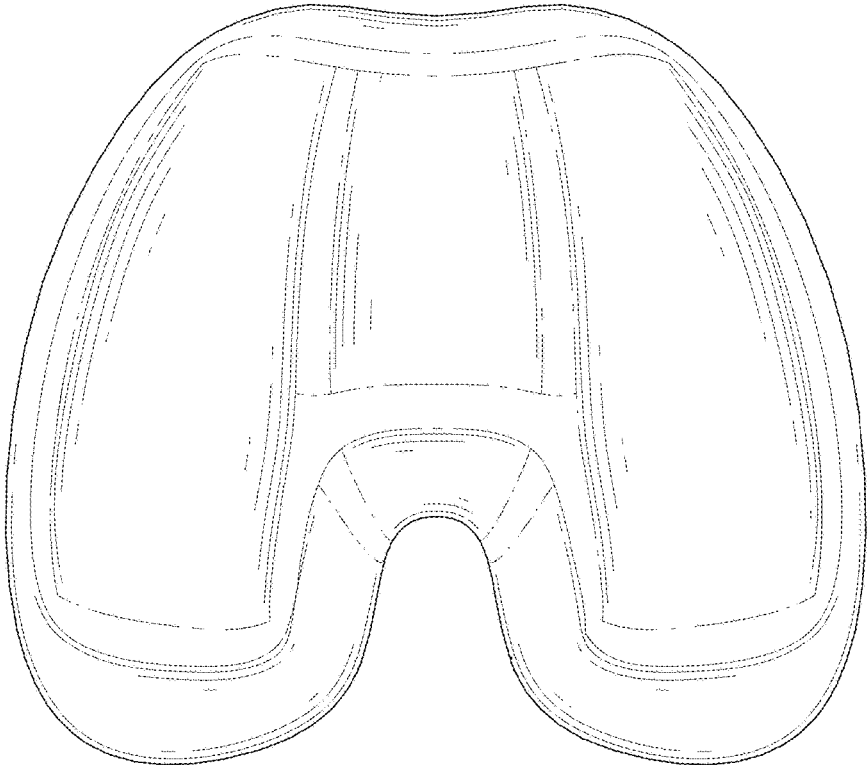


FIG. 3

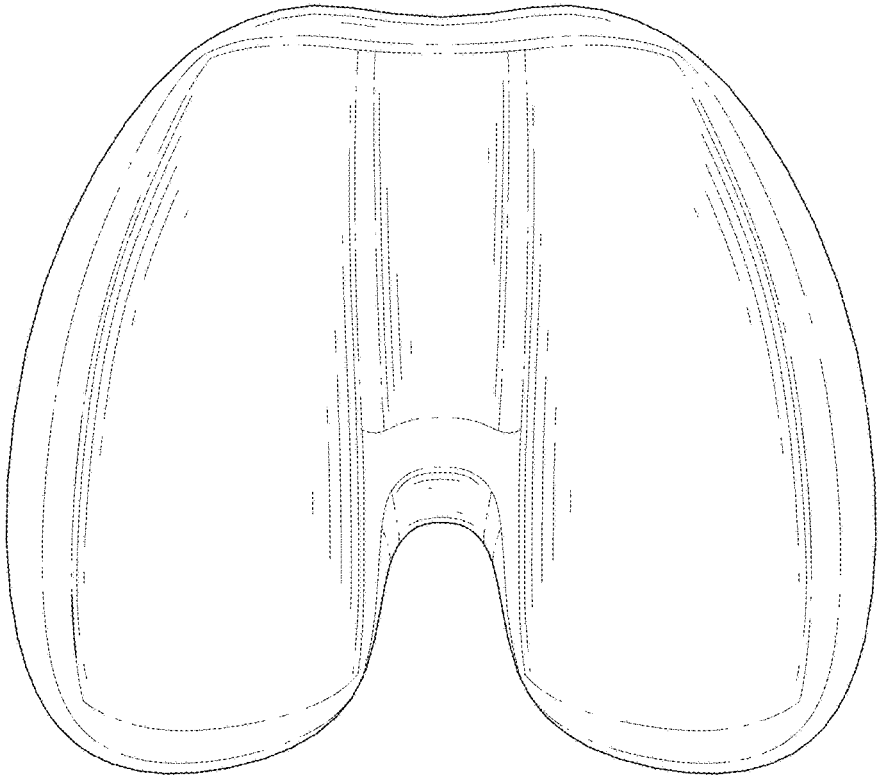


FIG. 4

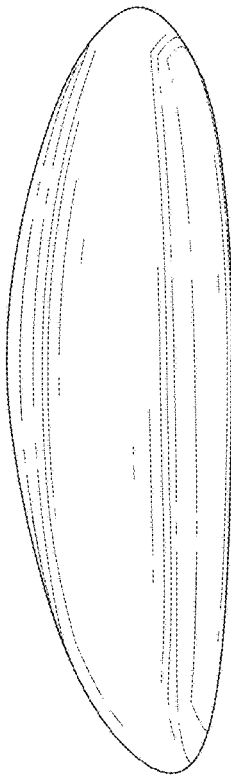


FIG. 5

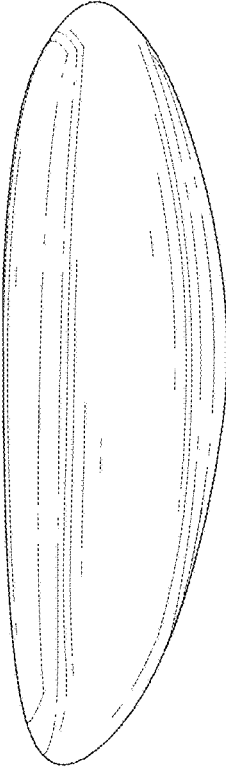


FIG. 6

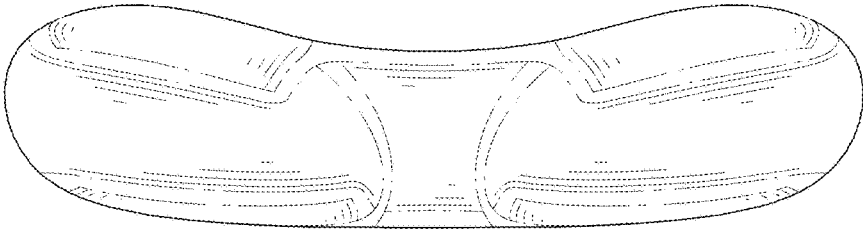


FIG. 7

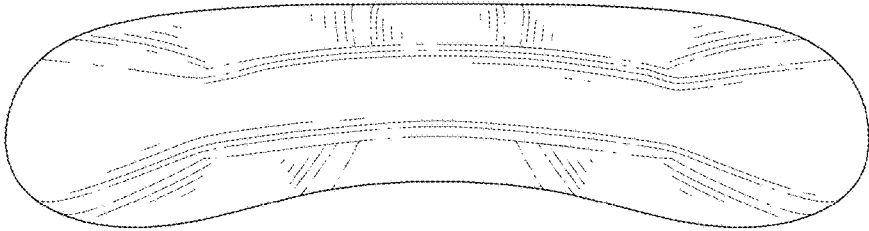


FIG. 8