



US00D361556S

# United States Patent [19]

[11] Patent Number: **Des. 361,556**

Moro et al.

[45] Date of Patent: **\*\* Aug. 22, 1995**

[54] **COMBINED COMPUTER MOUSE PAD AND WRIST REST**

5,193,925	3/1993	Foulke	248/118 X
5,209,452	5/1993	Goldberg	248/118 X
5,244,296	9/1993	Jensen	D14/114 X

[75] Inventors: **Edward J. Moro**, Trabuco Canyon;  
**Patrick Sullivan**, Orange, both of Calif.

*Primary Examiner*—Wallace R. Burke  
*Assistant Examiner*—M. H. Tung  
*Attorney, Agent, or Firm*—George F. Bethel; Patience K. Bethel

[73] Assignee: **Robert A. Egly**, Newport Beach, Calif.

[57] **CLAIM**

[\*\*] Term: **14 Years**

The ornamental design for a combined computer mouse pad and wrist rest, as shown and described.

[21] Appl. No.: **7,554**

**DESCRIPTION**

[22] Filed: **Apr. 26, 1993**

[52] U.S. Cl. .... **D14/114**

[58] Field of Search ..... D14/100, 114;  
D6/582-594; D20/22; 345/156-167;  
248/118.1, 118, 118.3, 346, 489, 917-924;  
400/683-693, 715; D18/12

FIG. 1 is a top perspective view of a combined computer mouse pad and wrist rest showing our new design, the broken line drawing of a computer mouse is for illustrative purposes only and forms no part of the claimed design;

FIG. 2 is a top plan view thereof;

FIG. 3 is a front elevational view thereof;

FIG. 4 is a left side elevational view thereof;

FIG. 5 is a right side elevational view thereof;

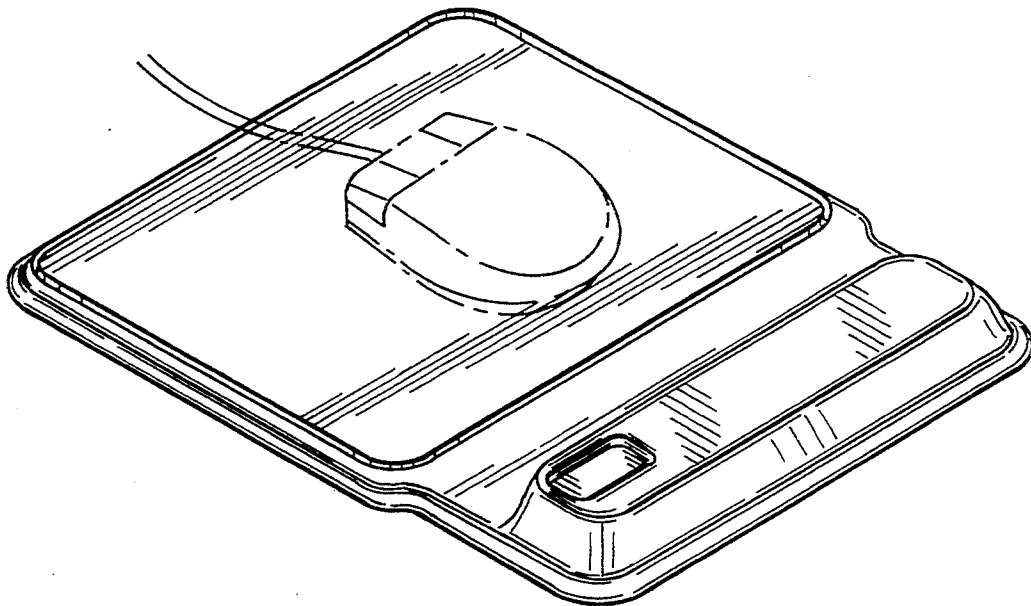
FIG. 6 is a rear elevational view thereof; and,

FIG. 7 is a bottom plan view thereof.

[56] **References Cited**

**U.S. PATENT DOCUMENTS**

D. 335,876	5/1993	Anello, Jr. et al.	D14/114
4,545,554	10/1985	Latino et al.	248/118.1



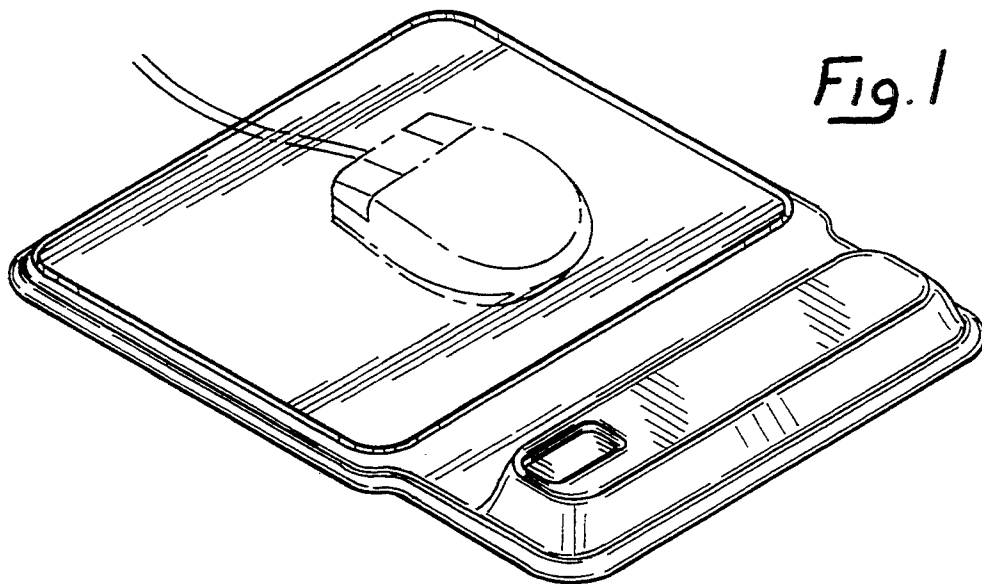


Fig. 1




Fig. 3



Fig. 4

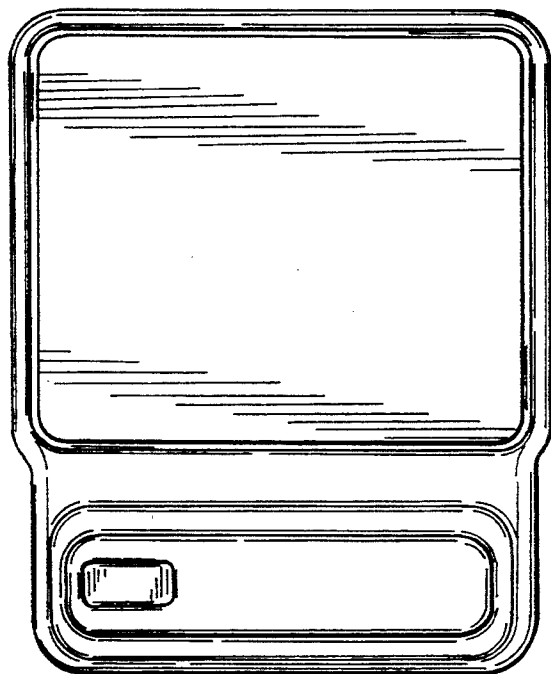


Fig. 2

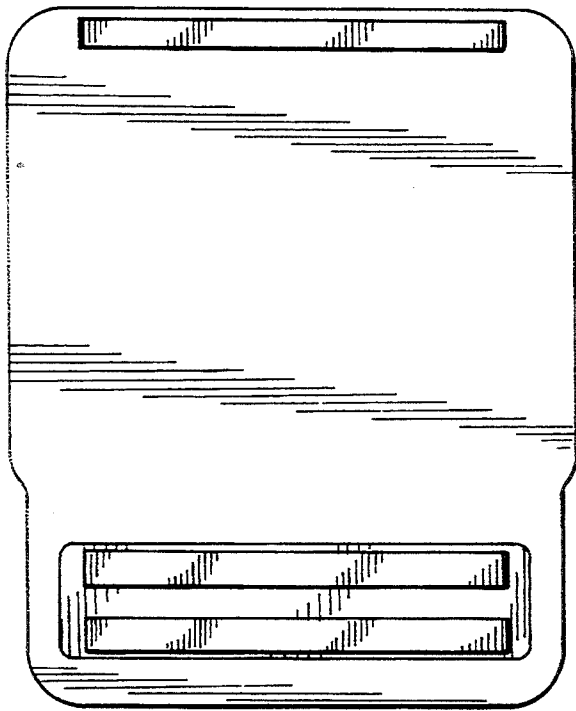


Fig. 7



Fig. 5




Fig. 6