



US00D797489S

(12) **United States Design Patent**  
**Kelley et al.**

(10) **Patent No.:** **US D797,489 S**

(45) **Date of Patent:** **\*\* Sep. 19, 2017**

(54) **TOASTER**

(71) Applicant: **Pangea Brands LLC**, New York, NY (US)

(72) Inventors: **Jeremy Kelley**, New York, NY (US);  
**Edward Strauss**, New York, NY (US);  
**Jason Davidman**, New York, NY (US)

(73) Assignee: **Pangea Brands LLC**, New York, NY (US)

(\*\*) Term: **15 Years**

(21) Appl. No.: **29/532,962**

(22) Filed: **Jul. 13, 2015**

(51) **LOC (10) Cl.** ..... **07-02**

(52) **U.S. Cl.**  
USPC ..... **D7/330**

(58) **Field of Classification Search**

USPC ..... D3/271.9; D6/661.3, 665, 674; D7/323,  
D7/325, 328-330, 390, 402, 515; D28/67  
CPC ... A21B 2/00; A47J 37/00; A47J 37/06; A47J  
37/0611; A47J 37/08; A47J 37/0807;  
A47J 37/0814; A47J 37/0835; A47J  
37/0842; A47J 37/085; A47J 37/0864;  
A47J 37/0878; A47J 37/0885; A47J  
37/0892; F24C 15/10; F24C 15/102  
See application file for complete search history.

(56) **References Cited**

**U.S. PATENT DOCUMENTS**

D147,734 S \* 10/1947 Musser ..... D7/330  
D155,128 S \* 9/1949 Cox ..... D7/330

D304,262 S \* 10/1989 Mays ..... D3/271.9  
D367,547 S \* 2/1996 Dunn ..... D28/67  
D431,155 S \* 9/2000 Cragg ..... D7/332  
D434,264 S \* 11/2000 Mixides ..... D7/330  
D524,090 S \* 7/2006 Wise ..... D7/330  
D575,965 S \* 9/2008 Weldon ..... D6/665  
D594,701 S \* 6/2009 Sax ..... D7/515  
D607,260 S \* 1/2010 Lam ..... D7/325  
D623,436 S \* 9/2010 Lau ..... D6/674  
D640,496 S \* 6/2011 Lam ..... D7/325  
D670,935 S \* 11/2012 Weldon ..... A47G 33/004  
D6/661.3

\* cited by examiner

*Primary Examiner* — Ricky Pham

(74) *Attorney, Agent, or Firm* — Ulmer & Berne LLP

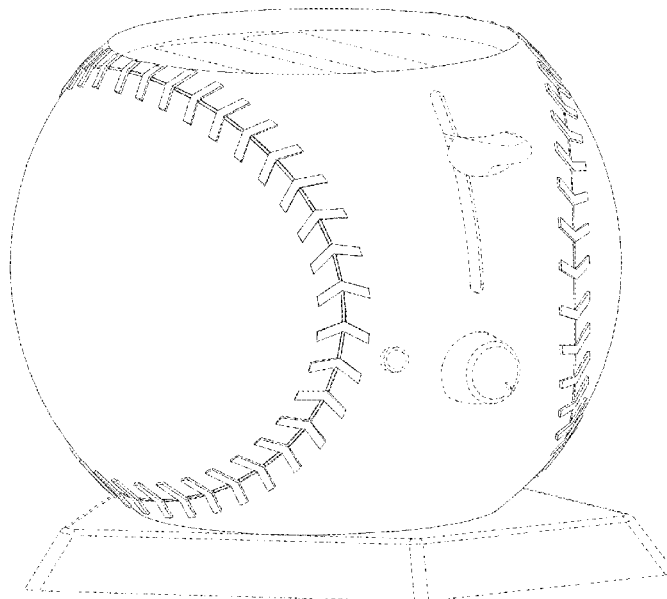
(57) **CLAIM**

The ornamental design for a toaster, as shown and described.

**DESCRIPTION**

FIG. 1 is a front perspective view of a toaster, showing our new design;  
FIG. 2 is a front elevation view thereof;  
FIG. 3 is a rear elevation view thereof;  
FIG. 4 is a right elevation view thereof;  
FIG. 5 is a left elevation view thereof;  
FIG. 6 is a top plan view thereof; and,  
FIG. 7 is a bottom plan view thereof.  
The broken lines in the figures illustrate unclaimed portions of the toaster.

**1 Claim, 7 Drawing Sheets**



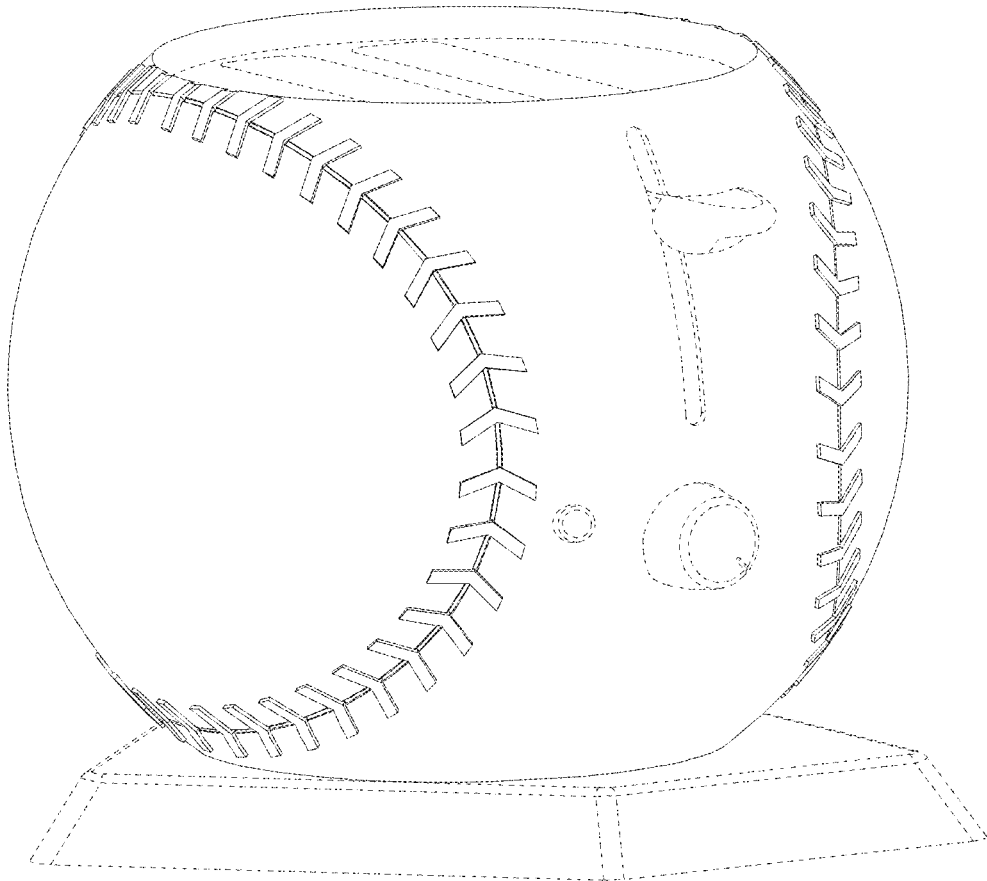


FIG. 1

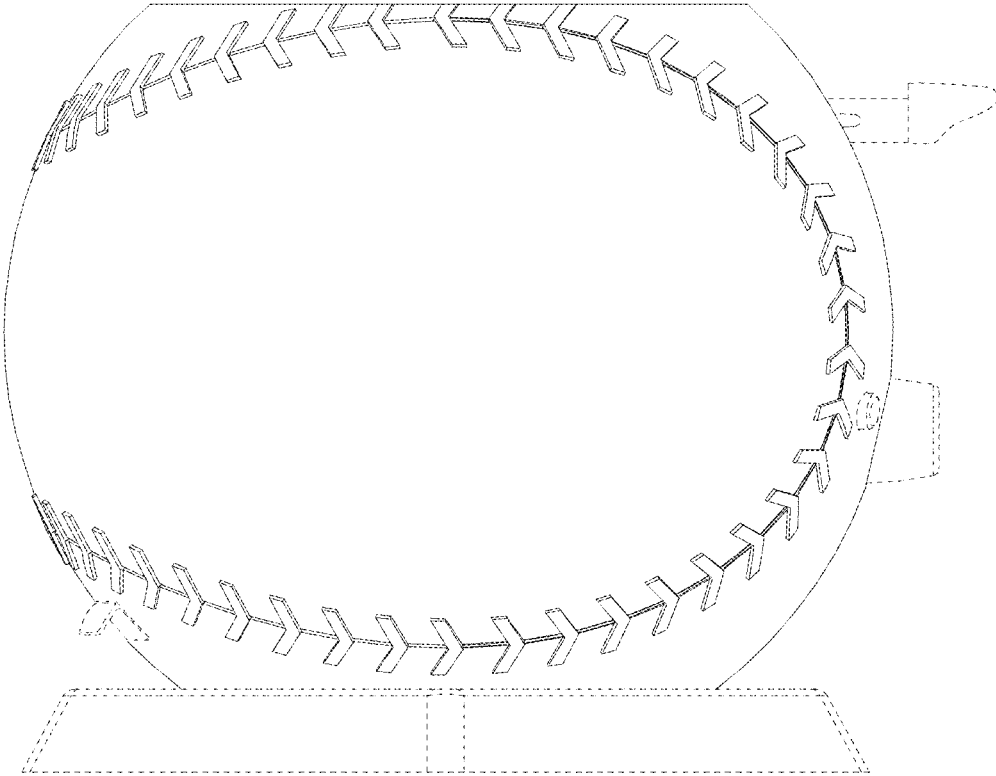


FIG. 2

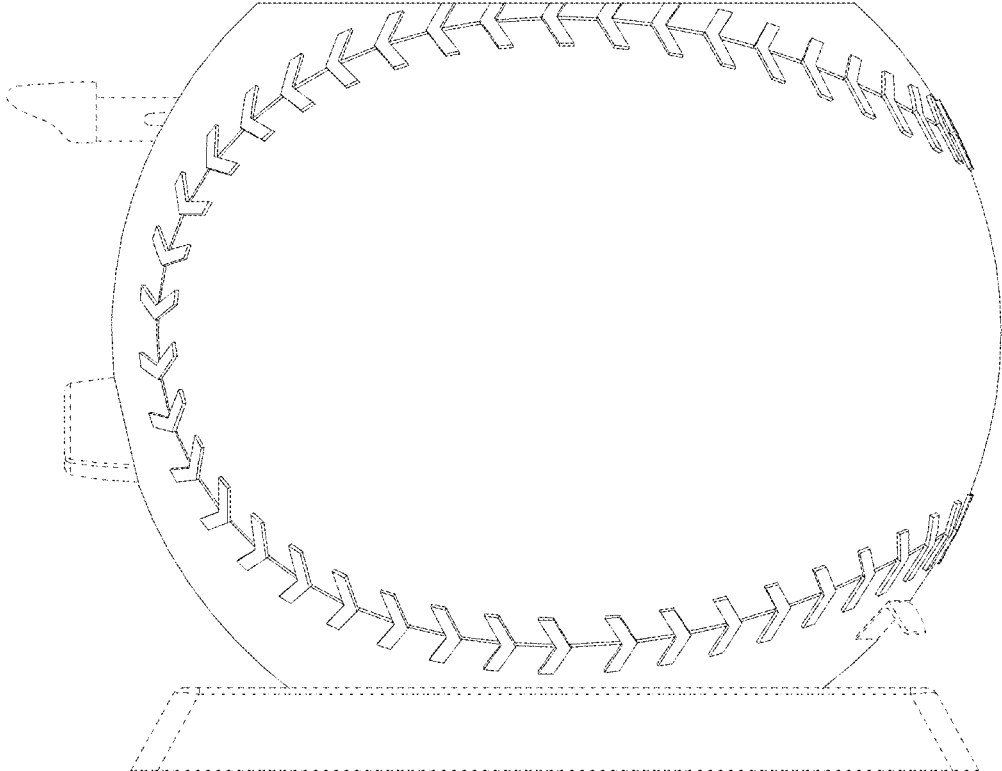


FIG. 3

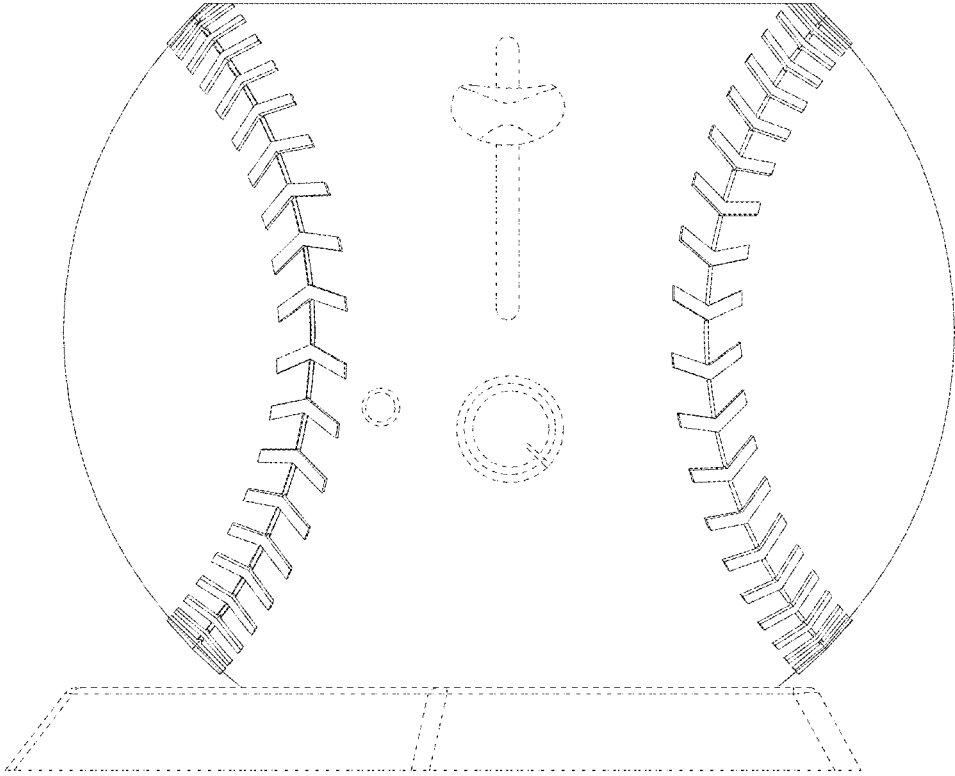


FIG. 4

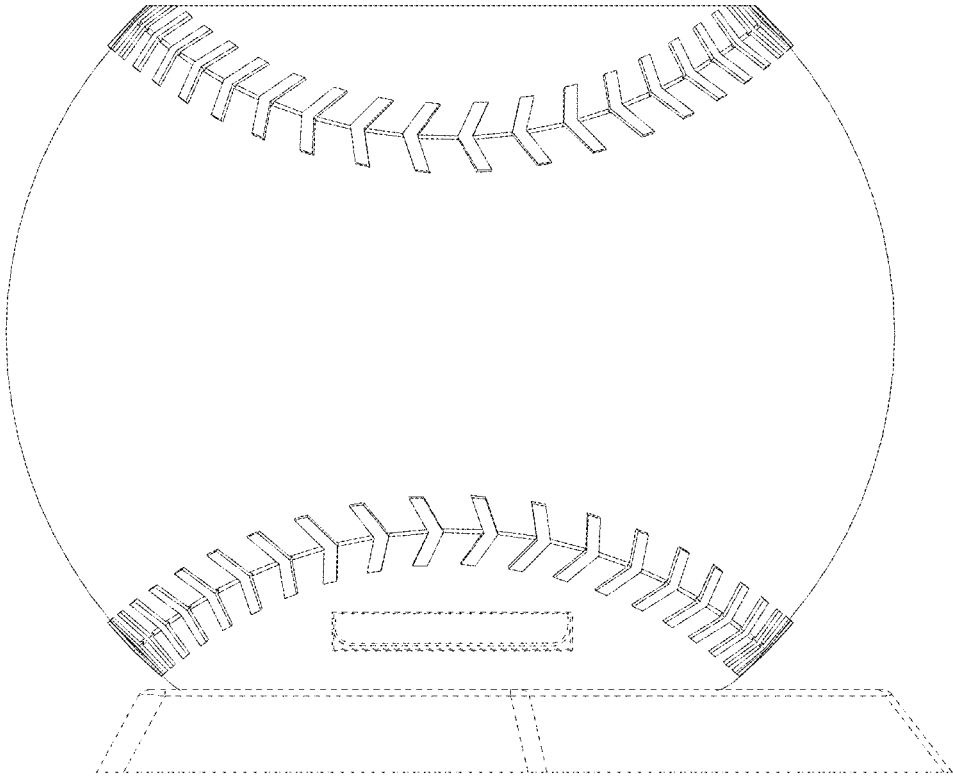


FIG. 5

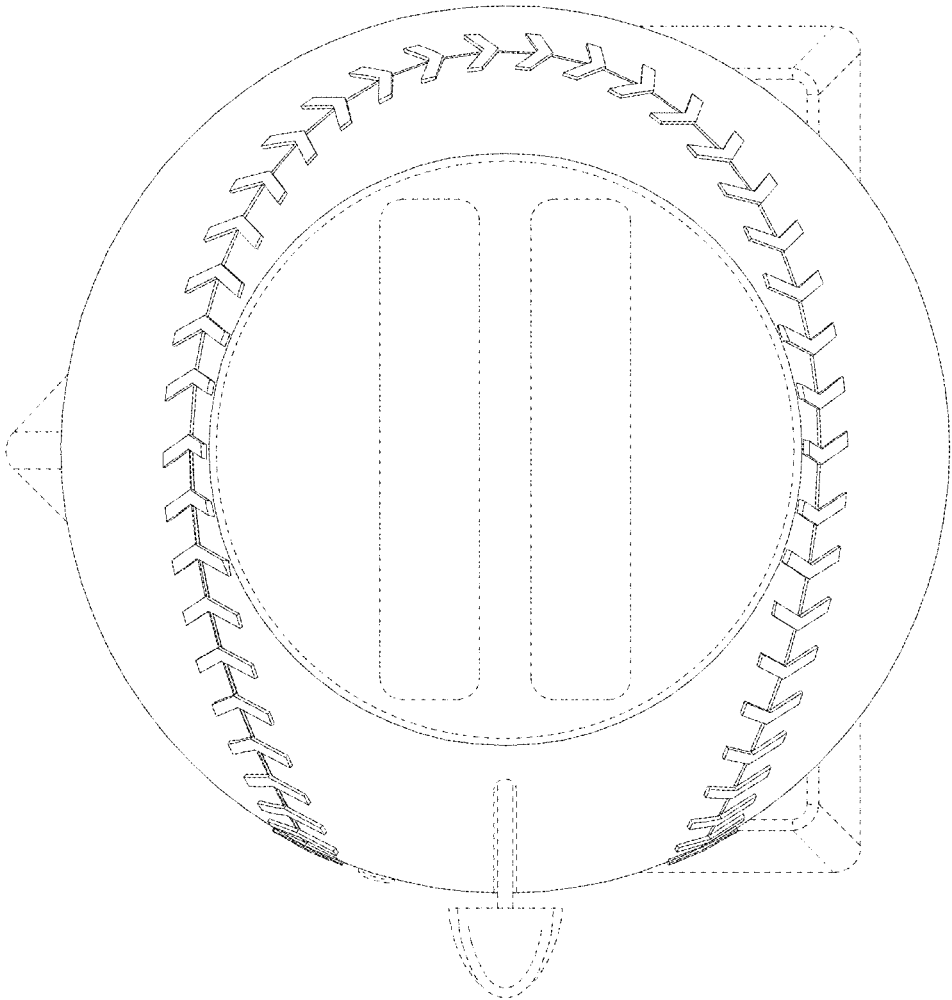


FIG. 6

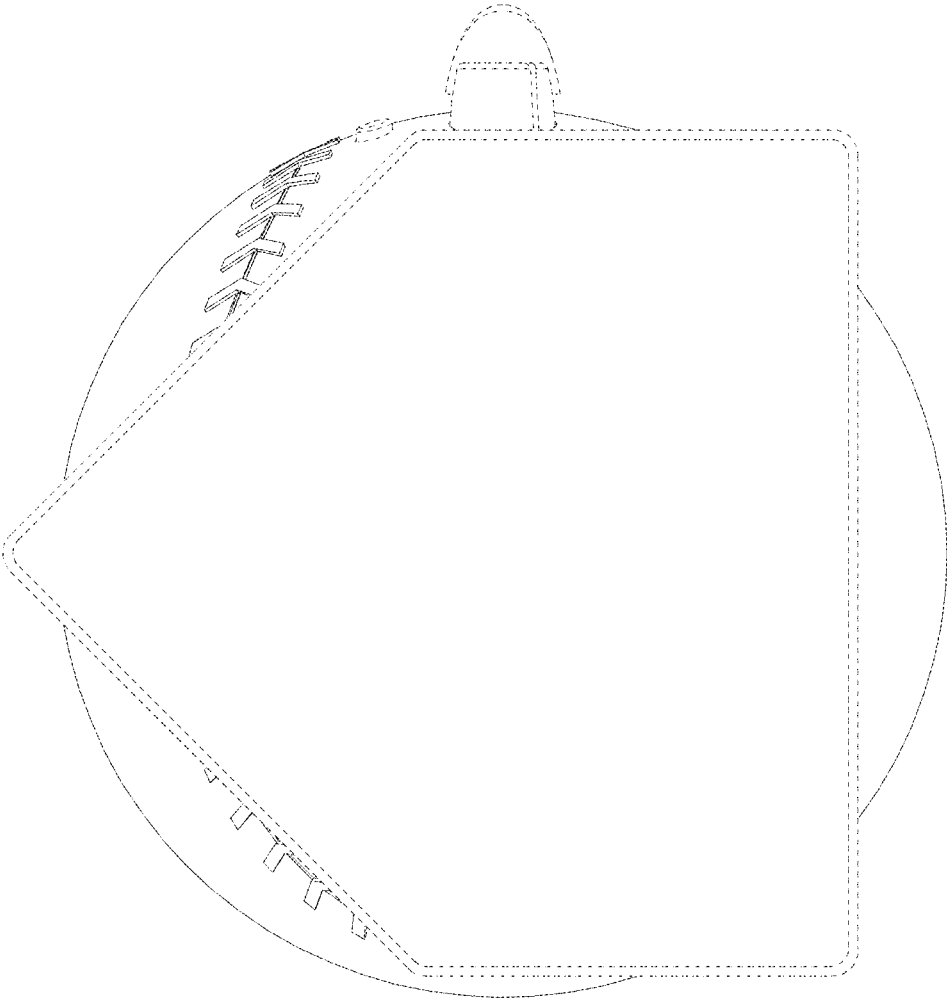


FIG. 7