

US00D394010S

**United States Patent** [19]  
**Lynd**

[11] **Patent Number: Des. 394,010**  
[45] **Date of Patent: \*\*May 5, 1998**

[54] **SQUEEZE BOTTLE**

D. 340,413 10/1993 Emig ..... D9/502  
D. 379,738 6/1997 Liming et al. .... D7/511

[75] **Inventor: L. Grant Lynd, Canal Winchester, Ohio**

*Primary Examiner*—Lucy Lieberman  
*Attorney, Agent, or Firm*—Thomas S. Baker, Jr.

[73] **Assignee: National Packaging Corporation, Columbus, Ohio**

[57] **CLAIM**

[\*\*] **Term: 14 Years**

The ornamental design for a squeeze bottle, as shown.

[21] **Appl. No.: 72,038**

**DESCRIPTION**

[22] **Filed: Jun. 13, 1997**

FIG. 1 is a side view of the squeeze bottle of the present invention;

[51] **LOC (6) CL ..... 09-01**

FIG. 2 is a rear view of the squeeze bottle of the present invention;

[52] **U.S. Cl. .... D9/531; D9/548; D9/557**

FIG. 3 is an opposite side view of the squeeze bottle of the present invention;

[58] **Field of Search ..... D9/531, 548, 502, D9/557; D7/510, 511; 215/385, 398, 382-384**

FIG. 4 is a front view of the squeeze bottle of the present invention;

[56] **References Cited**

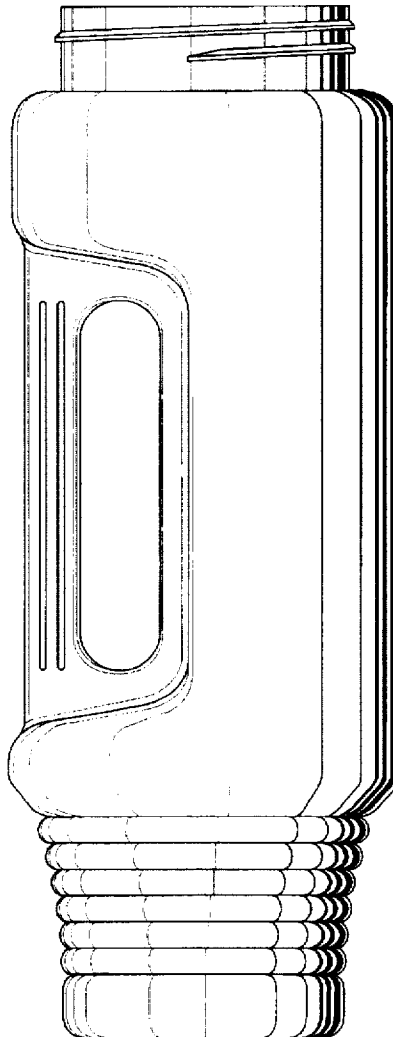
FIG. 5 is a top view of the squeeze bottle of the present invention; and,

**U.S. PATENT DOCUMENTS**

FIG. 6 is a bottom view of the squeeze bottle of the present invention.

- D. 103,823 3/1937 Lowenstein ..... D9/502
- D. 210,570 3/1968 Campbell ..... D9/548
- D. 338,407 8/1993 Lynd ..... D9/531

**1 Claim, 3 Drawing Sheets**



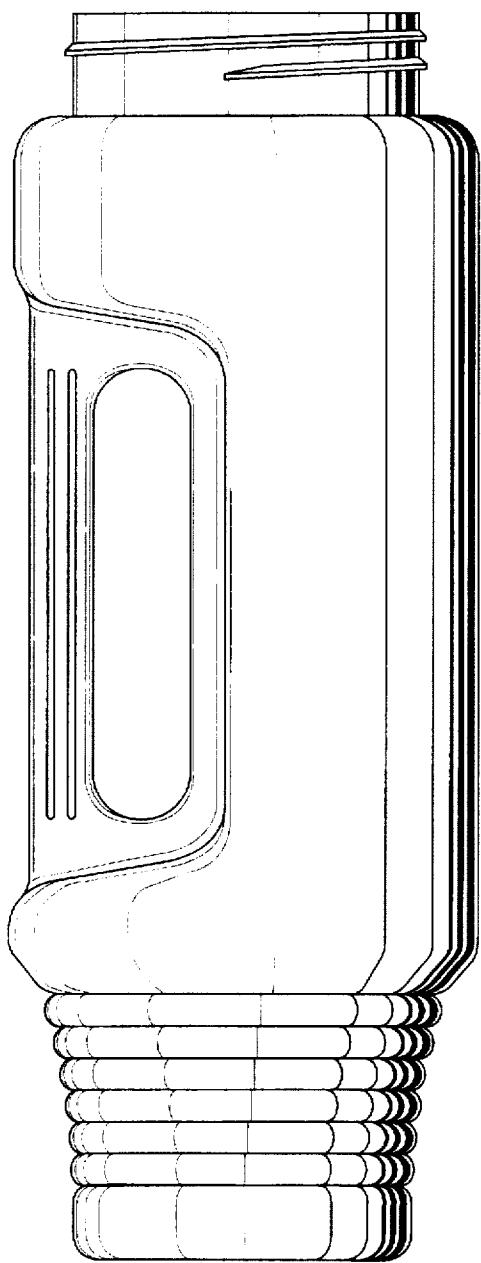


FIG. 1




FIG. 2

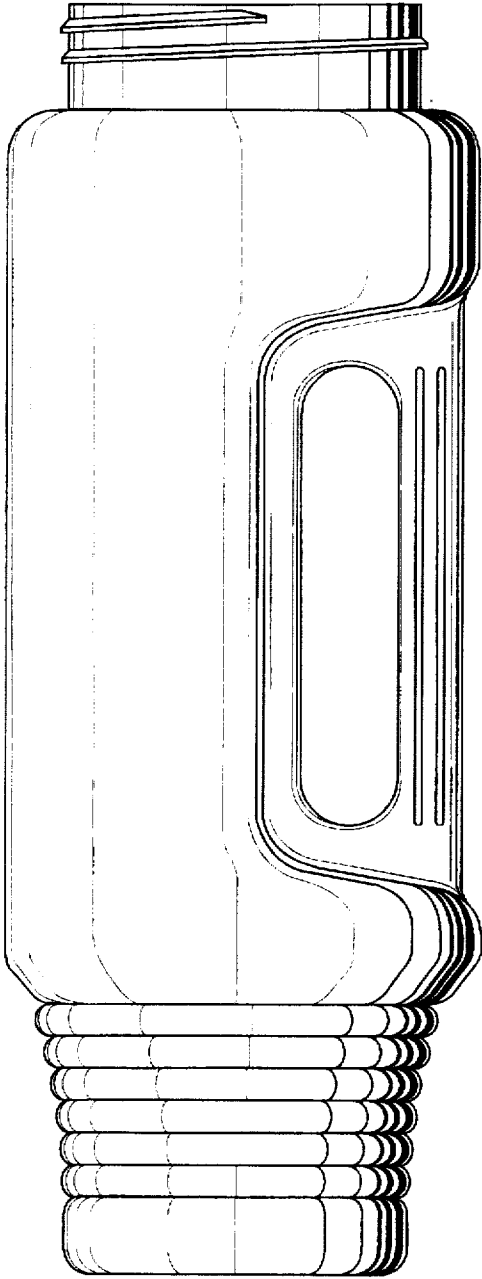


FIG. 3

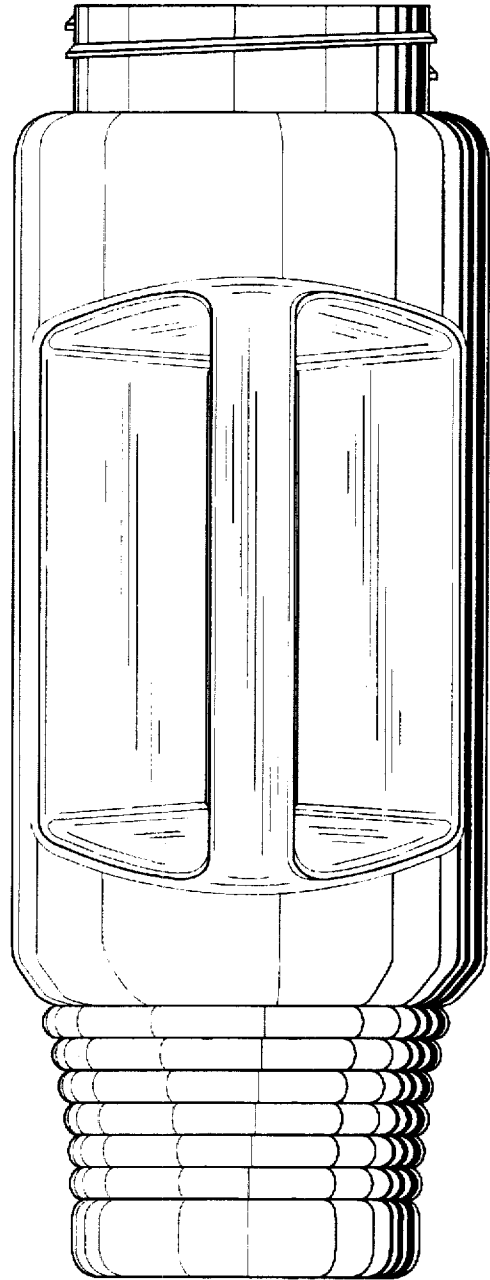


FIG. 4

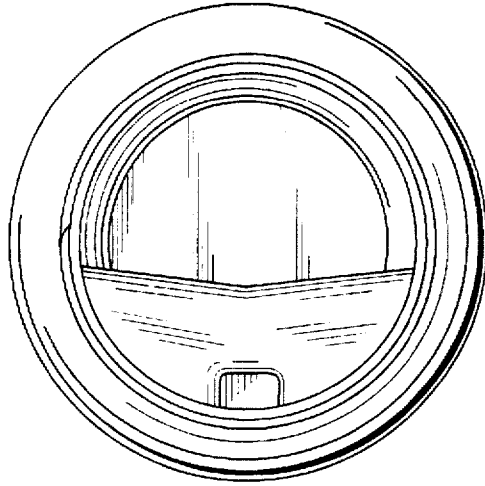


FIG. 5

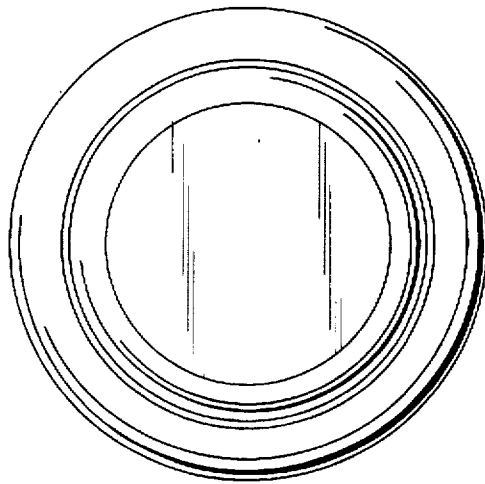


FIG. 6