

(12) 특허협력조약에 의하여 공개된 국제출원

(19) 세계지식재산권기구
국제사무국

(43) 국제공개일
2023년 4월 6일 (06.04.2023)



(10) 국제공개번호
WO 2023/055178 A1

(51) 국제특허분류:

C07D 413/14 (2006.01) *A61K 31/454* (2006.01)
A61K 31/506 (2006.01) *C07D 417/14* (2006.01)

(21) 국제출원번호: PCT/KR2022/014774

(22) 국제출원일: 2022년 9월 30일 (30.09.2022)

(25) 출원언어: 한국어

(26) 공개언어: 한국어

(30) 우선권정보:
10-2021-0130879 2021년 10월 1일 (01.10.2021) KR

(71) 출원인: 주식회사 넥스트젠바이오사이언스
(NEXTGEN BIOSCIENCE CO., LTD.) [KR/KR]; 13487
경기도 성남시 분당구 판교로228번길 17, Gyeonggi-do
(KR).

(72) 발명자: 이봉용 (LEE, Bong Yong); 06625 서울특별시
서초구 서운로 104, 205-1802, Seoul (KR). 신영아 (SHIN,
Young Ah); 13639 경기도 성남시 수정구 위례순환로
100, 3306-203, Gyeonggi-do (KR). 이미지 (LEE, Mi Ji);
14039 경기도 안양시 동안구 안양천동로 162, 107-1505,
Gyeonggi-do (KR). 김은정 (KIM, Eun Jeong); 13597
경기도 성남시 분당구 내정로 165번길 35, 515-1802,
Gyeonggi-do (KR). 김신애 (KIM, Shin Ae); 16507 경기
도 수원시 영통구 센트럴타운로 107, 201-908, Gyeong-
gi-do (KR). 한나라 (HAN, Na Ra); 17064 경기도 용인
시 기흥구 갈천로7번길 47, 1013호, Gyeonggi-do (KR).
강수성 (KANG, Soo Sung); 14535 경기도 부천시 도약
로 206, 208-1802, Gyeonggi-do (KR). 양수재 (YANG, Su
Jae); 07572 서울특별시 강서구 화곡로 374, 501호, Seoul
(KR). 라민탄 (LA, Minh Thanh); 08814 서울특별시 관
악구 대학5길 33, Seoul (KR).

(74) 대리인: 특허법인 필앤온지 (PHIL & ONZI INT'L
PATENT & LAW FIRM); 06643 서울시 서초구 서초중
앙로 36, 3층, Seoul (KR).

(81) 지정국 (별도의 표시가 없는 한, 가능한 모든 종류의 국
내 권리의 보호를 위하여): AE, AG, AL, AM, AO, AT,
AU, AZ, BA, BB, BG, BH, BN, BR, BW, BY, BZ, CA, CH,
CL, CN, CO, CR, CU, CV, CZ, DE, DJ, DK, DM, DO, DZ,

EC, EE, EG, ES, FI, GB, GD, GE, GH, GM, GT, HN, HR,
HU, ID, IL, IN, IQ, IR, IS, IT, JM, JO, JP, KE, KG, KH,
KN, KP, KW, KZ, LA, LC, LK, LR, LS, LU, LY, MA, MD,
ME, MG, MK, MN, MW, MX, MY, MZ, NA, NG, NI, NO,
NZ, OM, PA, PE, PG, PH, PL, PT, QA, RO, RS, RU, RW,
SA, SC, SD, SE, SG, SK, SL, ST, SV, SY, TH, TJ, TM, TN,
TR, TT, TZ, UA, UG, US, UZ, VC, VN, WS, ZA, ZM, ZW.

(84) 지정국 (별도의 표시가 없는 한, 가능한 모든 종류의 역
내 권리의 보호를 위하여): ARIPO (BW, GH, GM, KE,
LR, LS, MW, MZ, NA, RW, SD, SL, ST, SZ, TZ, UG, ZM,
ZW), 유라시아 (AM, AZ, BY, KG, KZ, RU, TJ, TM), 유
럽 (AL, AT, BE, BG, CH, CY, CZ, DE, DK, EE, ES, FI,
FR, GB, GR, HR, HU, IE, IS, IT, LT, LU, LV, MC, MK,
MT, NL, NO, PL, PT, RO, RS, SE, SI, SK, SM, TR), OAPI
(BF, BJ, CF, CG, CI, CM, GA, GN, GQ, GW, KM, ML,
MR, NE, SN, TD, TG).

공개:

— 국제조사보고서와 함께 (조약 제21조(3))

— 청구범위 보정서 및 설명서와 함께 (조약 제19조(1))

(54) Title: NOVEL PIPERIDINE DERIVATIVE AND PHARMACEUTICAL COMPOSITION FOR INHIBITING AUTOTAXIN
COMPRISING SAME

(54) 발명의 명칭: 신규한 피페리딘 유도체 및 이를 포함하는 오토타신 저해용 약학 조성물

(57) Abstract: The present invention provides: a novel piperidine derivative compound, a hydrate thereof, a solvate thereof, or a phar-
maceutically acceptable salt thereof; and a pharmaceutical composition for the prevention or treatment of diseases related to autotax-
in activity, comprising same as an active ingredient. The piperidine derivative compound of the present invention exhibits excellent
inhibitory activity against autotaxin, and thus can be effectively used in the treatment and prevention of diseases related to autotaxin
inhibition, such as fibrotic diseases, inflammatory diseases, autoimmune diseases, respiratory diseases, cardiovascular diseases, meta-
bolic diseases, cancer and cancer metastasis, ocular diseases, cholestatic form and other forms of chronic pruritus, and acute or chronic
organ transplant rejection.

(57) 요약서: 본 발명은 신규한 피페리딘 유도체 화합물, 이의 수화물, 이의 용매화물 또는 이의 약학적으로 허용가능한
염과, 이를 유효성분으로 포함하는 오토타신 활성과 관련된 질환의 예방 또는 치료용 약학 조성물을 제공한다. 본 발명의
피페리딘 유도체 화합물은 오토타신에 대하여 우수한 억제 활성을 나타내어, 오토타신의 저해와 관련된 질환인 섬유화
질환, 염증성 질환, 자가면역 질환, 호흡기 질환, 심혈관 질환, 대사성 질환, 암 및 암전이, 안구 질환, 담즙울체성 형태 및
다른 형태의 만성소양증, 및 급성 또는 만성 장기이식 거부반응의 치료 및 예방에 유용하게 사용될 수 있다.



WO 2023/055178 A1

**NOVEL PIPERIDINE DERIVATIVE AND PHARMACEUTICAL COMPOSITION
FOR INHIBITING AUTOTAXIN COMPRISING SAME**

FIELD

5 The present invention relates to novel piperidine derivatives, and more specifically, to novel piperidine derivatives and pharmaceutical compositions for inhibiting autotaxin comprising the same.

BACKGROUND

10 Autotaxin (ATX), also referred to as ectonucleotide pyrophosphatase/phosphodiesterase family member 2 (ENPP2), is a secreted enzyme that is important in the production of the lipid signaling molecule lysophosphatidic acid (LPA). Autotaxin exhibits lysophospholipase D activity, which converts lysophosphatidylcholine (LPC) to LPA. Thus, LPA levels in plasma and ascites are associated with ATX activity.

15 Plasma LPA is a bioactive lipid that affects the migration, proliferation, and survival of a variety of cell types. In addition, ATX-LPA signaling is involved in the physiological and pathophysiological processes of a variety of diseases, including neurological function, vascular development, cardiovascular physiology, tissue regeneration, immune system function, chronic inflammation, tumor metastasis and progression, organ fibrosis and obesity, and/or other
20 metabolic diseases (e.g. diabetes mellitus).

 Thus, increased ATX activity and increased LPA levels, altered expression of LPA receptor, and altered responses to LPA may be associated with the initiation, progression, and/or outcome of a variety of pathophysiological conditions involving the ATX/LPA signaling pathway. In particular, it is known to be associated with cancer, lymphocyte homing, chronic

inflammation, neuropathic pain, fibrotic diseases (e.g. idiopathic pulmonary fibrosis, IPF), and thrombosis. Accordingly, it is necessary to reduce the levels of LPA and/or ATX that induces it in order to treat these diseases.

5

OBJECT OF THE INVENTION

The problem to be addressed by the present invention is to provide an autotaxin inhibitory compound with a novel structure that exhibits excellent inhibitory activity against autotaxin.

Further, the problem to be addressed by the present invention is to provide a
10 pharmaceutical composition for autotaxin inhibition, comprising the autotaxin inhibitory compound with the novel structure.

Furthermore, the problem to be addressed by the present invention is to provide a method for inhibiting autotaxin, and treating and preventing diseases resulting therefrom, using the autotaxin inhibitory compound with the novel structure.

15 Furthermore, the problem to be addressed by the present invention is to provide a use of the autotaxin inhibitory compound with the novel structure for inhibiting autotaxin, and treating diseases resulting therefrom.

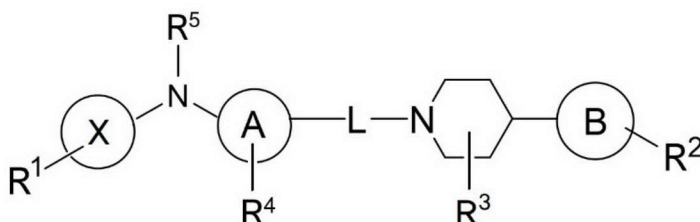
The problem to be addressed by the present invention is not limited to the problems mentioned above, and other technical problems not mentioned can be clearly understood by
20 those skilled in the art from the description below.

SUMMARY

To address the problem above, according to one aspect of the present invention, there

is provided piperidine derivative compounds represented by the following Formula 1, a hydrate thereof, a solvate thereof or a pharmaceutically acceptable salt thereof, wherein:

<Formula 1>



5 X is aryl C₁₋₄ alkyl; a fused bicyclic ring in which aryl ring or heteroaryl ring having 1 to 3 of N is fused with non-aromatic cycloalkyl ring; or a fused bicyclic ring in which aryl ring is fused with non-aromatic heterocycle ring having 1 to 3 of O, wherein X is substituted with one or more R¹ or not,

A is 5- to 6-membered heteroaryl having 1 to 3 heteroatom(s) selected from the group consisting of N, O and S,

L is C₁₋₆ alkylene; -(CH₂)_aCO-; -(CH)_aCO-; -(CH₂)_bO(CH₂)_cCO-; or 5-membered aromatic or non-aromatic heterocycle having 1 to 3 heteroatom(s) selected from the group consisting of N and O, wherein said a, b, c are independently an integer from 1 to 5,

B is COOH; CH₂COOH; CONHOH; SO₂NH₂; 4- to 5-membered non-aromatic heterocycle having 1 to 3 heteroatom(s) selected from the group consisting of N and O; or 5-membered heteroaryl having 1 to 4 heteroatom(s) selected from the group consisting of N and O,

R¹ is halogen or C₁₋₄ alkylsulfonyl,

R² is hydrogen, C₁₋₄ alkyl, C₁₋₄ haloalkyl, hydroxy, oxo (O) or aryl C₁₋₄ alkyl,

20 R³ is hydrogen, C₁₋₄ alkyl, C₁₋₄ alkoxy or halogen,

R⁴ is hydrogen, halogen or C₁₋₄ alkyl,

R⁵ is hydrogen or C₁₋₄ alkyl.

According to another aspect of the present invention, there is provided a pharmaceutical composition for preventing or treating a disease associated with autotaxin activity, comprising the piperidine derivative compound, a hydrate thereof, a solvate thereof or a pharmaceutically acceptable salt thereof as an active ingredient.

5 According to another aspect of the present invention, there is provided a method for inhibiting autotaxin, and treating or preventing diseases resulting therefrom, using the piperidine derivative compound, a hydrate thereof, a solvate thereof or a pharmaceutically acceptable salt thereof.

10 According to another aspect of the present invention, there is provided a use of the piperidine derivative compound, a hydrate thereof, a solvate thereof or a pharmaceutically acceptable salt thereof, for inhibiting autotaxin, and treating or preventing diseases resulting therefrom.

15 According to another aspect of the present invention, there is provided a pharmaceutical composition comprising the piperidine derivative compound, a hydrate thereof, a solvate thereof or a pharmaceutically acceptable salt thereof, and a pharmaceutically acceptable additive.

According to the present invention, it was found that the piperidine derivative of the novel structure of the present invention exhibits excellent inhibitory activity against autotaxin.

20 Therefore, the piperidine derivative of the novel structure of the present invention may be useful in the treatment and prevention of a disease associated with the autotaxin inhibition, such as fibrotic diseases, inflammatory diseases, autoimmune diseases, respiratory diseases, cardiovascular diseases, metabolic diseases, cancer and cancer metastasis, ocular diseases, cholestatic form and other forms of chronic pruritus, and acute or chronic organ transplant rejection.

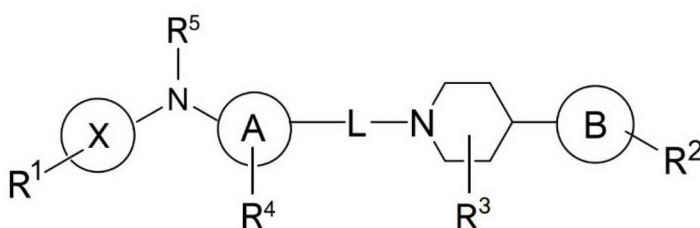
The effect of the present invention is not limited to those described above, but should be understood to include all effects that can be inferred from the composition of the invention described in the detailed description or claims of the present invention.

DETAILED DESCRIPTION OF THE INVENTION

In the specification of the present invention, autotaxin (ATX) is a secreted enzyme that is important in the production of lysophosphatidic acid (LPA) and it is also referred to as ectonucleotide pyrophosphatase/phosphodiesterase family member 2 (ENPP2). Autotaxin exhibits lysophospholipase D activity, which converts lysophosphatidylcholine (LPC) to LPA. Thus, LPA levels in plasma and ascites are associated with ATX activity.

The present invention provides a piperidine derivative compound represented by the following Formula 1, a hydrate thereof, a solvate thereof or a pharmaceutically acceptable salt thereof, wherein:

<Formula 1>



X is aryl C₁₋₄ alkyl; a fused bicyclic ring in which aryl ring or heteroaryl ring having 1 to 3 of N is fused with non-aromatic cycloalkyl ring; or a fused bicyclic ring in which aryl ring is fused with non-aromatic heterocycle ring having 1 to 3 of O, X is substituted with one or more R¹ or not,

A is 5- to 6-membered heteroaryl having 1 to 3 heteroatom(s) selected from the group consisting of N, O and S,

L is C₁₋₆ alkylene; -(CH₂)_aCO-; -(CH)_aCO-; -(CH₂)_bO(CH₂)_cCO-; or 5-membered aromatic or non-aromatic heterocycle having 1 to 3 heteroatom(s) selected from the group consisting of N and O, wherein said a, b, c are independently an integer from 1 to 5,

B is COOH; CH₂COOH; CONHOH; SO₂NH₂; 4- to 5-membered non-aromatic heterocycle having 1 to 3 heteroatom(s) selected from the group consisting of N and O; or 5-membered heteroaryl having 1 to 4 heteroatom(s) selected from the group consisting of N and O,

R¹ is halogen or C₁₋₄ alkylsulfonyl,

R² is hydrogen, C₁₋₄ alkyl, C₁₋₄ haloalkyl, hydroxy, oxo (O) or aryl C₁₋₄ alkyl,

10 R³ is hydrogen, C₁₋₄ alkyl, C₁₋₄ alkoxy or halogen,

R⁴ is hydrogen, halogen or C₁₋₄ alkyl,

R⁵ is hydrogen or C₁₋₄ alkyl.

In one embodiment, X may be one selected from the group consisting of benzyl, phenethyl, dihydroindenyl, dihydrocyclopentapyrazinyl and benzodioxolyl.

15 In one embodiment, A may be one selected from the group consisting of pyridine, pyrimidine, pyridazine, pyrazine, oxadiazole and thiadiazole.

In one embodiment, L may be one selected from the group consisting of -(CH₂)₃-, -(CH₂)₂CO-, -(CH₂)₃CO-, -(CH)₂CO-, -CH₂OCH₂CO-, oxazole, isoxazole, dihydroisoxazole and oxadiazole.

20 In one embodiment, B may be one selected from the group consisting of carboxyl, carboxymethyl, carboxamido, sulfonamide, azetidine, morpholine, oxadiazole, imidazole, triazole and tetrazole.

In one embodiment, R¹ may be one selected from the group consisting of F, Cl, Br and methylsulfonyl.

In one embodiment, R² may be one selected from the group consisting of hydrogen, methyl, difluoromethyl, trifluoromethyl, hydroxy, oxo (O) and benzyl.

In one embodiment, R³ may be one selected from the group consisting of hydrogen, methyl, methoxy and F.

5 In one embodiment, R⁴ may be one selected from the group consisting of hydrogen, Cl and methyl.

In one embodiment, R⁵ may be hydrogen or alkyl.

Representative examples of piperidine derivative compounds according to the present invention are as follows:

10 [1] 5-(5-(4-(1*H*-1,2,3-triazol-5-yl)piperidin-1-yl)-1,3,4-oxadiazol-2-yl)-*N*-(2,3-dihydro-1*H*-inden-2-yl)pyrimidin-2-amine,

[2] 5-(5-(4-(1*H*-1,2,3-triazol-5-yl)piperidin-1-yl)-1,3,4-oxadiazol-2-yl)-*N*-(5-fluoro-2,3-dihydro-1*H*-inden-2-yl)pyrimidin-2-amine,

[3] 5-(5-(4-(1*H*-1,2,3-triazol-5-yl)piperidin-1-yl)-1,3,4-oxadiazol-2-yl)-*N*-(5-chloro-15 2,3-dihydro-1*H*-inden-2-yl)pyrimidin-2-amine,

[4] 5-(5-(4-(1*H*-1,2,3-triazol-5-yl)piperidin-1-yl)-1,3,4-oxadiazol-2-yl)-*N*-(5-bromo-2,3-dihydro-1*H*-inden-2-yl)pyrimidin-2-amine,

[5] 5-(5-(4-(1*H*-1,2,3-triazol-5-yl)piperidin-1-yl)-1,3,4-oxadiazol-2-yl)-*N*-(5,6-difluoro-2,3-dihydro-1*H*-inden-2-yl)pyrimidin-2-amine,

20 [6] 5-(5-(4-(1*H*-1,2,3-triazol-5-yl)piperidin-1-yl)-1,3,4-oxadiazol-2-yl)-*N*-(5,6-dichloro-2,3-dihydro-1*H*-inden-2-yl)pyrimidin-2-amine,

[7] *N*-(5-(5-(4-(1*H*-1,2,3-triazol-5-yl)piperidin-1-yl)-1,3,4-oxadiazol-2-yl)pyrimidin-2-yl)-6,7-dihydro-5*H*-cyclopenta[*b*]pyrazin-6-amine,

[8] 6-(5-(4-(1*H*-1,2,3-triazol-5-yl)piperidin-1-yl)-1,3,4-oxadiazol-2-yl)-*N*-(2,3-

dihydro-1*H*-inden-2-yl)pyridazin-3-amine,

[9] 5-(5-(4-(1*H*-1,2,4-triazol-1-yl)piperidin-1-yl)-1,3,4-oxadiazol-2-yl)-*N*-(2,3-

dihydro-1*H*-inden-2-yl)pyrimidin-2-amine,

[10] *N*-(2,3-dihydro-1*H*-inden-2-yl)-5-(5-(4-(3-methyl-1*H*-1,2,4-triazol-1-

5-yl)piperidin-1-yl)-1,3,4-oxadiazol-2-yl)pyrimidin-2-amine,

[11] *N*-(5-bromo-2,3-dihydro-1*H*-inden-2-yl)-5-(5-(2-methyl-4-(1*H*-1,2,3-triazol-5-yl)piperidin-1-yl)-1,3,4-oxadiazol-2-yl)pyrimidin-2-amine,

[12] 5-(5-(4-(1*H*-1,2,3-triazol-5-yl)piperidin-1-yl)-1,3,4-oxadiazol-2-yl)-*N*-(5-bromo-2,3-dihydro-1*H*-inden-2-yl)pyridin-2-amine,

10 [13] 5-(5-(4-(1*H*-1,2,3-triazol-5-yl)piperidin-1-yl)-1,3,4-oxadiazol-2-yl)-*N*-(5-bromo-2,3-dihydro-1*H*-inden-2-yl)pyrazin-2-amine,

[14] 5-(5-(4-(1*H*-1,2,3-triazol-5-yl)piperidin-1-yl)-1,3,4-oxadiazol-2-yl)-*N*-(5-bromo-2,3-dihydro-1*H*-inden-2-yl)-4-chloropyridin-2-amine,

[15] 5-(5-(4-(1*H*-1,2,3-triazol-5-yl)piperidin-1-yl)-1,3,4-oxadiazol-2-yl)-*N*-(3,5-

15 dichlorobenzyl)pyrimidin-2-amine,

[16] 5-(5-(4-(1*H*-1,2,3-triazol-5-yl)piperidin-1-yl)-1,3,4-oxadiazol-2-yl)-*N*-(3,5-dichlorophenethyl)pyrimidin-2-amine,

[17] 1-(4-(1*H*-1,2,3-triazol-5-yl)piperidin-1-yl)-3-(2-((2,3-dihydro-1*H*-inden-2-yl)amino)pyrimidin-5-yl)propan-1-one,

20 [18] 1-(4-(1*H*-imidazol-5-yl)piperidin-1-yl)-3-(2-((2,3-dihydro-1*H*-inden-2-yl)amino)pyrimidin-5-yl)propan-1-one,

[19] 1-(4-(1*H*-1,2,3-triazol-5-yl)piperidin-1-yl)-4-(5-((2,3-dihydro-1*H*-inden-2-yl)amino)-1,3,4-thiadiazol-2-yl)butan-1-one,

[20] 1-(4-(1*H*-imidazol-5-yl)piperidin-1-yl)-4-(5-((2,3-dihydro-1*H*-inden-2-

yl)amino)-1,3,4-thiadiazol-2-yl)butan-1-one,

[21] 1-(4-(1*H*-1,2,3-triazol-5-yl)piperidin-1-yl)-4-(5-((2,3-dihydro-1*H*-inden-2-

yl)amino)-1,3,4-oxadiazol-2-yl)butan-1-one,

[22] 1-(4-(1*H*-imidazol-5-yl)piperidin-1-yl)-4-(5-((2,3-dihydro-1*H*-inden-2-

5 yl)amino)-1,3,4-oxadiazol-2-yl)butan-1-one,

[23] 1-(4-(1*H*-1,2,3-triazol-5-yl)piperidin-1-yl)-2-((5-((2,3-dihydro-1*H*-inden-2-yl)amino)-1,3,4-thiadiazol-2-yl)methoxy)ethan-1-one,

[24] *N*-(5,6-difluoro-2,3-dihydro-1*H*-inden-2-yl)-5-(5-(4-(5-(trifluoromethyl)-1,3,4-oxadiazol-2-yl)piperidin-1-yl)-1,3,4-oxadiazol-2-yl)pyrimidin-2-amine,

10 [25] *N*-(5,6-difluoro-2,3-dihydro-1*H*-inden-2-yl)-5-(5-(4-(5-(difluoromethyl)-1,3,4-oxadiazol-2-yl)piperidin-1-yl)-1,3,4-oxadiazol-2-yl)pyrimidin-2-amine,

[26] 5-(5-(4-(1,2,4-oxadiazol-3-yl)piperidin-1-yl)-1,3,4-oxadiazol-2-yl)-*N*-(5,6-difluoro-2,3-dihydro-1*H*-inden-2-yl)pyrimidin-2-amine,

[27] 5-(5-(4-(1,3,4-oxadiazol-2-yl)piperidin-1-yl)-1,3,4-oxadiazol-2-yl)-*N*-(5,6-15 difluoro-2,3-dihydro-1*H*-inden-2-yl)pyrimidin-2-amine,

[28] 5-(5-(4-(1*H*-tetrazol-1-yl)piperidin-1-yl)-1,3,4-oxadiazol-2-yl)-*N*-(5,6-difluoro-2,3-dihydro-1*H*-inden-2-yl)pyrimidin-2-amine,

[29] *N*-(5,6-difluoro-2,3-dihydro-1*H*-inden-2-yl)-5-(5-(4-(4-methyl-1*H*-1,2,3-triazol-5-yl)piperidin-1-yl)-1,3,4-oxadiazol-2-yl)pyrimidin-2-amine,

20 [30] (*E*)-1-(4-(1*H*-1,2,3-triazol-5-yl)piperidin-1-yl)-3-(2-((5,6-difluoro-2,3-dihydro-1*H*-inden-2-yl)amino)pyrimidin-5-yl)prop-2-en-1-one,

[31] 5-(5-(4-(1-benzyl-1*H*-1,2,3-triazol-5-yl)piperidin-1-yl)oxazol-2-yl)-*N*-(2,3-dihydro-1*H*-inden-2-yl)pyrimidin-2-amine,

[32] 5-(5-(4-(1*H*-1,2,3-triazol-5-yl)piperidin-1-yl)-1,3,4-oxadiazol-2-yl)-*N*-(5,6-

difluoro-2,3-dihydro-1*H*-inden-2-yl)-*N*-methylpyrimidin-2-amine,

[33] *N*-(5,6-difluoro-2,3-dihydro-1*H*-inden-2-yl)-5-(5-(4-(1-methyl-1*H*-1,2,3-triazol-5-yl)piperidin-1-yl)-1,3,4-oxadiazol-2-yl)pyrimidin-2-amine,

[34] *N*-(5,6-difluoro-2,3-dihydro-1*H*-inden-2-yl)-5-(5-(4-(1-methyl-1*H*-1,2,3-triazol-4-yl)piperidin-1-yl)-1,3,4-oxadiazol-2-yl)pyrimidin-2-amine,

[35] *N*-indan-2-yl-5-[3-[4-(1*H*-triazol-5-yl)-1-piperidyl]-4,5-dihydroisoxazol-5-yl]pyrimidin-2-amine,

[36] 5-(3-(4-(1*H*-1,2,3-triazol-5-yl)piperidin-1-yl)isoxazol-5-yl)-*N*-(2,3-dihydro-1*H*-inden-2-yl)pyrimidin-2-amine,

[37] *N*-(5,6-difluoroindan-2-yl)-5-[3-[4-(1*H*-triazol-5-yl)-1-piperidyl]-4,5-dihydroisoxazol-5-yl]pyrimidin-2-amine,

[38] 5-(3-(4-(1*H*-1,2,3-triazol-5-yl)piperidin-1-yl)isoxazol-5-yl)-*N*-(5,6-difluoro-2,3-dihydro-1*H*-inden-2-yl)pyrimidin-2-amine,

[39] 5-(3-(4-(1*H*-1,2,3-triazol-5-yl)piperidin-1-yl)-4,5-dihydroisoxazol-5-yl)-*N*-(5-fluoro-2,3-dihydro-1*H*-inden-2-yl)pyrimidin-2-amine,

[40] 5-(3-(4-(1*H*-1,2,3-triazol-5-yl)piperidin-1-yl)isoxazol-5-yl)-*N*-(5-fluoro-2,3-dihydro-1*H*-inden-2-yl)pyrimidin-2-amine,

[41] *N*-[(3,5-difluorophenyl)methyl]-5-[3-[4-(1*H*-triazol-5-yl)-1-piperidyl]-4,5-dihydroisoxazol-5-yl]pyrimidin-2-amine,

[42] *N*-benzyl-5-[3-[4-(1*H*-triazol-5-yl)-1-piperidyl]-4,5-dihydroisoxazol-5-yl]pyrimidin-2-amine,

[43] *N*-[(3,4-difluorophenyl)methyl]-5-[3-[4-(1*H*-triazol-5-yl)-1-piperidyl]-4,5-dihydroisoxazol-5-yl]pyrimidin-2-amine,

[44] 5-(3-(4-(1*H*-1,2,3-triazol-5-yl)piperidin-1-yl)-4,5-dihydroisoxazol-5-yl)-*N*-(3,5-

dichlorobenzyl)pyrimidin-2-amine,

[45] 5-(3-(4-(1*H*-1,2,3-triazol-5-yl)piperidin-1-yl)-4,5-dihydroisoxazol-5-yl)-*N*-

(benzo[d][1,3]dioxol-5-ylmethyl)pyrimidin-2-amine,

[46] *N*-(1,3-benzodioxol-5-ylmethyl)-5-[3-[4-(1*H*-triazol-5-yl)-1-piperidyl]isoxazol-

5-yl]pyrimidin-2-amine,

[47] 5-(3-(4-(1*H*-1,2,3-triazol-5-yl)piperidin-1-yl)-4,5-dihydroisoxazol-5-yl)-*N*-(3,5-

dichlorophenethyl)pyrimidin-2-amine,

[48] 5-(3-(4-(1*H*-1,2,3-triazol-5-yl)piperidin-1-yl)-4,5-dihydroisoxazol-5-yl)-*N*-(3-

(methylsulfonyl)benzyl)pyrimidin-2-amine,

[49] 5-(3-(4-(1*H*-1,2,3-triazol-5-yl)piperidin-1-yl)-4,5-dihydroisoxazol-5-yl)-*N*-(4-

(methylsulfonyl)benzyl)pyrimidin-2-amine,

[50] 5-(3-(4-(1*H*-tetrazol-5-yl)piperidin-1-yl)-4,5-dihydroisoxazol-5-yl)-*N*-(2,3-

dihydro-1*H*-inden-2-yl)pyrimidin-2-amine,

[51] 5-(3-(4-(5-(difluoromethyl)-1,3,4-oxadiazol-2-yl)piperidin-1-yl)-4,5-

dihydroisoxazol-5-yl)-*N*-(2,3-dihydro-1*H*-inden-2-yl)pyrimidin-2-amine,

[52] 5-(3-(4-(1*H*-tetrazol-5-yl)piperidin-1-yl)-4,5-dihydroisoxazol-5-yl)-*N*-(5,6-

difluoro-2,3-dihydro-1*H*-inden-2-yl)pyrimidin-2-amine,

[53] *N*-(5-fluoro-2,3-dihydro-1*H*-inden-2-yl)-5-(3-(4-(5-(trifluoromethyl)-1,3,4-

oxadiazol-2-yl)piperidin-1-yl)-4,5-dihydroisoxazol-5-yl)pyrimidin-2-amine,

[54] *N*-(5,6-difluoro-2,3-dihydro-1*H*-inden-2-yl)-5-(5-(2-methyl-4-(1*H*-1,2,3-triazol-

5-yl)piperidin-1-yl)-1,3,4-oxadiazol-2-yl)pyrimidin-2-amine,

[55] 5-(5-(4-(1*H*-1,2,3-triazol-5-yl)piperidin-1-yl)-1,3,4-oxadiazol-2-yl)-*N*-

(benzo[d][1,3]dioxol-5-ylmethyl)pyrimidin-2-amine,

[56] 5-(5-(4-(1*H*-1,2,3-triazol-5-yl)piperidin-1-yl)-1,3,4-oxadiazol-2-yl)-*N*-(3,4-

dichlorobenzyl)pyrimidin-2-amine,

[57] 5-(5-(4-(1*H*-1,2,3-triazol-5-yl)piperidin-1-yl)-1,3,4-oxadiazol-2-yl)-*N*-(3,5-

difluorobenzyl)pyrimidin-2-amine,

[58] 5-(5-(4-(1*H*-1,2,3-triazol-5-yl)piperidin-1-yl)-1,3,4-oxadiazol-2-yl)-*N*-(3,4-

5 difluorobenzyl)pyrimidin-2-amine,

[59] 5-(5-(4-(1*H*-1,2,3-triazol-5-yl)piperidin-1-yl)-1,3,4-oxadiazol-2-yl)-*N*-(3,5-

dibromobenzyl)pyrimidin-2-amine,

[60] 5-(5-(4-(1*H*-1,2,3-triazol-5-yl)piperidin-1-yl)-1,3,4-oxadiazol-2-yl)-*N*-(5-bromo-

2,3-dihydro-1*H*-inden-2-yl)-4-methylpyrimidin-2-amine,

10 [61] 5-(5-(4-(1*H*-1,2,3-triazol-5-yl)piperidin-1-yl)-1,3,4-oxadiazol-2-yl)-*N*-(5,6-

dibromo-2,3-dihydro-1*H*-inden-2-yl)-4-methylpyrimidin-2-amine,

[62] 5-(3-(4-(1*H*-1,2,3-triazol-4-yl)piperidin-1-yl)propyl)-*N*-(2,3-dihydro-1*H*-inden-2-yl)pyrimidin-2-amine,

[63] *N*-(5,6-difluoro-2,3-dihydro-1*H*-inden-2-yl)-5-(5-(4-morpholinopiperidin-1-yl)-

15 1,3,4-oxadiazol-2-yl)pyrimidin-2-amine,

[64] 1-(1-(5-(2-((5,6-difluoro-2,3-dihydro-1*H*-inden-2-yl)amino)pyrimidin-5-yl)-1,3,4-oxadiazol-2-yl)piperidin-4-yl)azetidin-3-ol,

[65] 1-(5-(2-((5,6-difluoro-2,3-dihydro-1*H*-inden-2-yl)amino)pyrimidin-5-yl)-1,3,4-oxadiazol-2-yl)piperidine-4-sulfonamide,

20 [66] 5-(1-(5-(2-((5,6-difluoro-2,3-dihydro-1*H*-inden-2-yl)amino)pyrimidin-5-yl)-

1,3,4-oxadiazol-2-yl)piperidin-4-yl)-1,3,4-oxadiazol-2(3*H*)-one,

[67] 1-(5-(2-((5,6-difluoro-2,3-dihydro-1*H*-inden-2-yl)amino)pyrimidin-5-yl)-1,3,4-oxadiazol-2-yl)piperidine-4-carboxylic acid,

[68] 2-(1-(5-(2-((5,6-difluoro-2,3-dihydro-1*H*-inden-2-yl)amino)pyrimidin-5-yl)-

1,3,4-oxadiazol-2-yl)piperidin-4-yl)acetic acid,

[69] 1-(5-(2-((5,6-difluoro-2,3-dihydro-1*H*-inden-2-yl)amino)pyrimidin-5-yl)-1,3,4-oxadiazol-2-yl)-*N*-hydroxypiperidine-4-carboxamide,

[70] *N*-(5,6-difluoro-2,3-dihydro-1*H*-inden-2-yl)-5-(5-(4-methoxy-4-(1*H*-1,2,3-triazol-4-yl)piperidin-1-yl)-1,3,4-oxadiazol-2-yl)pyrimidin-2-amine, and

[71] *N*-(5,6-difluoro-2,3-dihydro-1*H*-inden-2-yl)-5-(5-(4-fluoro-4-(1*H*-1,2,3-triazol-5-yl)piperidin-1-yl)-1,3,4-oxadiazol-2-yl)pyrimidin-2-amine.

This specification uses the following definitions when defining the compound of Formula 1 unless specifically defined.

10 The term "alkyl" refers to a straight or branched chain hydrocarbonyl group, preferably C₁-C₁₀ alkyl. Examples of alkyl include, but are not limited to, methyl, ethyl, *n*-propyl, *iso*-propyl, *n*-butyl, *iso*-butyl, *tert*-butyl, *n*-pentyl, *iso*-pentyl, *n*-hexyl, 3-methylhexyl, 2,2-dimethylpentyl, 2,3-dimethylpentyl, *n*-heptyl, *n*-octyl, *n*-nonyl and *n*-decyl.

The term "alkylene" refers to a divalent functional group derived from alkyl group, and
15 preferably include 1 to 10 carbon atoms, but are not limited thereto. Examples of alkylene include, but are not limited to, -CH₂-, -CH₂CH₂-, -CH₂CH₂CH₂-, -CH₂CH₂CH₂CH₂- and -CH₂CH₂CH₂CH₂CH₂-.

The term "cycloalkyl" refers to a partially or fully saturated single or fused ring hydrocarbon, preferably C₃-C₁₀-cycloalkyl. Examples of cycloalkyl include, but are not limited
20 to, cyclopropyl, cyclobutyl, cyclopentyl, cyclohexyl, and cyclohexenyl.

The term "hydroxy" is defined as -OH, and the term "alkoxy" means alkyloxy, a radical in which the hydrogen atom of the hydroxy group is substituted by 1 to 10 alkyl, unless otherwise defined.

The term "halogen" or "halo" refers to fluorine (F), chlorine (Cl), bromine (Br) or

iodine (I).

The term "haloalkyl" and "haloalkoxy" means alkyl or alkoxy substituted with one or more halogen atoms.

The term "heteroatom" means N, O or S.

5 The term "aryl" means aromatic hydrocarbon, includes a polycycle aromatic ring system in which a carbocycle aromatic ring or heteroaryl ring is fused with one or more other rings, preferably C₅-C₁₂ aryl, more preferably C₅-C₁₀ aryl. For example, aryl includes, but are not limited to, phenyl, naphthyl, tetrahydronaphthyl, etc.

10 In addition, aryl includes a heteroaryl ring fused to cycloalkyl or non-aromatic heterocycle ring, for example, dihydrocyclopentapyrazinyl.

 The term "heteroaryl" or "aromatic heterocycle" means a 3- to 12-membered, more preferably 5- to 10-membered aromatic hydrocarbon forming a single or fused ring that contains one or more heteroatoms selected from N, O and S as ring atoms, and that can be fused with a benzo or C₃-C₈ cycloalkyl. For example, heteroaryl includes, but are not limited to, pyrrolyl, 15 imidazolyl, pyrazolyl, triazolyl, pyridyl, pyrazinyl, pyrimidyl, pyridazinyl, triazinyl, oxadiazolyl, isoxadiazolyl, tetrazolyl, indolyl, indazolyl, isoxazolyl, oxazolyl, thiazolyl, isothiazolyl, furanyl, benzofuranyl, thiophenyl, benzothiazolyl, benzooxazolyl, benzimidazolyl, quinolinyl, isoquinolinyl, etc.

20 Arylalkyl, alkylaryl and heteroarylalkyl refer to a group formed by combining aryl and alkyl or heteroaryl and alkyl as defined above, and include, for example, benzyl, phenethyl, etc, but are not limited thereto.

 The compound represented by Formula 1 according to the present invention can be prepared and used in the form of prodrugs, hydrates, solvates and pharmaceutically acceptable salts to enhance *in vivo* absorption or increase solubility, so the prodrugs, hydrates, solvates and

pharmaceutically acceptable salts are also within the scope of the present invention. In addition, the compound represented by Formula 1 has a chiral carbon, so that there exist stereoisomers of it, and these stereoisomers are also included within the scope of the present invention.

The term "prodrug" refers to a substance that is transformed *in vivo* into a parent drug.

5 Prodrugs are often used because, in some cases, they are easier to administer than the parent drug. For example, they may be bioavailable by oral administration, whereas the parent drug may not be. Prodrugs may also have improved solubility in pharmaceutical compositions than the parent drug. For example, a prodrug may be an *in vivo* hydrolysable ester of the compound according to the present invention and a pharmaceutically acceptable salt thereof. Another
10 example of a prodrug may be a short peptide (polyamino acid) in which the peptide is coupled to an acid group that is metabolically converted to reveal the active site.

The term "hydrate" refers to a compound of the present invention or a salt thereof containing a stoichiometric or non-stoichiometric amount of water bound by non-covalent intermolecular forces.

15 The term "solvate" refers to a compound of the present invention or a salt thereof containing a stoichiometric or non-stoichiometric amount of solvent bound by non-covalent intermolecular forces. Preferred solvents therefor include solvents that are volatile, non-toxic, and/or suitable for administration to humans.

The term "isomer" refers to a compound of the present invention or a salt thereof that
20 has the same chemical formula or molecular formula but is structurally or sterically different. Such isomers include both structural isomer such as tautomer, and stereoisomers such as R or S isomers with asymmetric carbon center and geometric isomers (trans, cis). All of these isomers and their mixtures thereof are also included within the scope of the present invention.

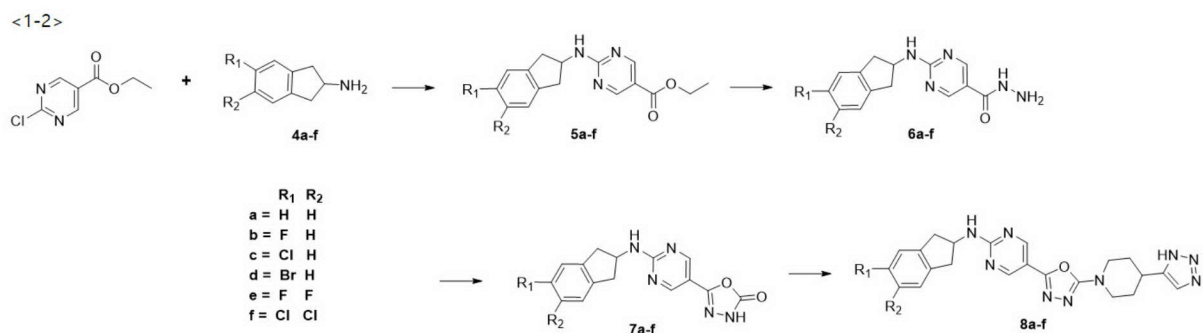
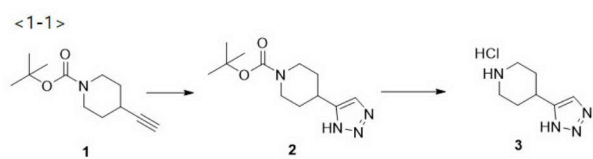
The term "pharmaceutically acceptable salt" refers to a salt form of a compound that

does not cause serious irritation to the organism to which the compound is administered and does not impair the biological activity and physical properties of the compound. The pharmaceutical salts include an acid addition salt formed by an acid containing a pharmaceutically acceptable anion and forming a non-toxic acid addition salt, for example, inorganic acids such as hydrochloric acid, sulfuric acid, nitric acid, phosphoric acid, hydrobromic acid, hydrogen iodide, etc., organic carbon acids such as tartaric acid, formic acid, citric acid, acetic acid, trichloroacetic acid, trifluoroacetic acid, gluconic acid, benzoic acid, lactic acid, fumaric acid, malic acid, salicylic acid, etc., sulfonic acids such as methanesulfonic acid, ethanesulfonic acid, benzenesulfonic acid, p-toluenesulfonic acid, etc. For example, pharmaceutically acceptable carboxylic acid salts include metal salts or alkaline earth metal salts formed by lithium, sodium, potassium, calcium, magnesium, etc., amino acid salts such as lysine, arginine, guanidine, etc., organic salts such as dicyclohexylamine, N-methyl-D-glucamine, tris(hydroxymethyl)methylamine, diethanolamine, choline and triethylamine etc. The compound of Formula 1 according to the present invention can also be converted into its salt by conventional methods.

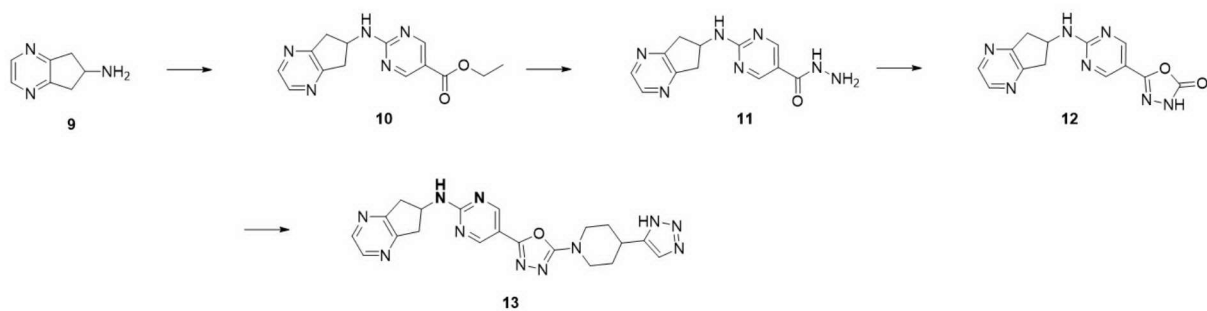
In addition, the present invention provides a process for synthesizing the compound represented by Formula 1.

Schemes 1 to 26 are illustrated as a process for synthesizing the compound of Formula 1 of the present invention, and the following process for synthesizing is not intended to be limiting to methods of preparing a compound of Formula 1 according to the present invention. It is obvious that the process for synthesis in Schemes 1 to 26 below is illustrative only, and can be easily modified by those skilled in the art depending on the specific substituent.

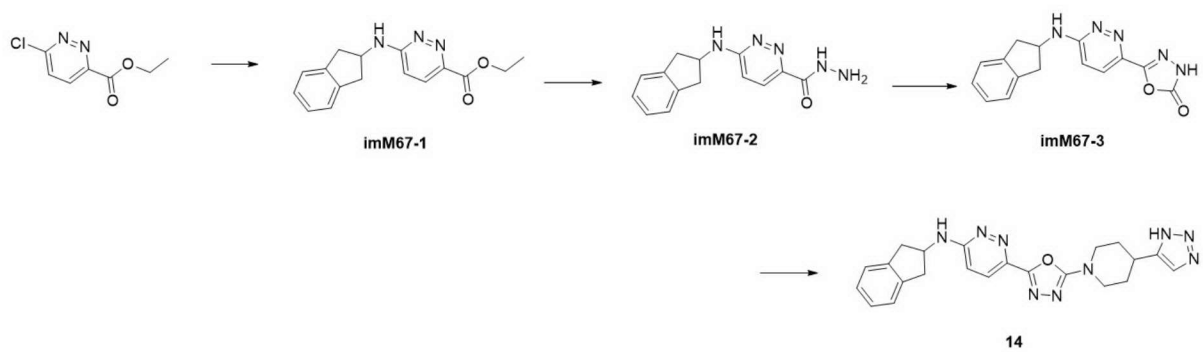
<Scheme 1>



<Scheme 2>



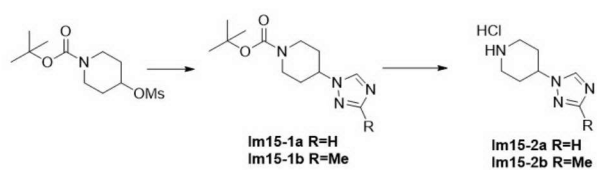
<Scheme 3>



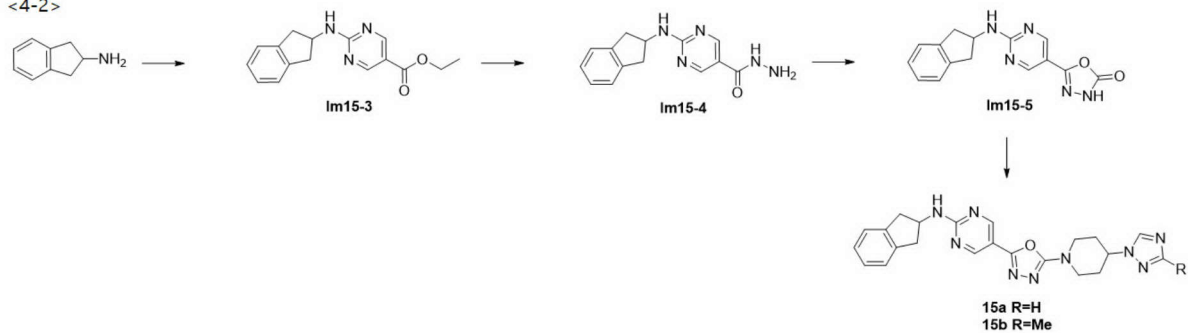
5

<Scheme 4>

<4-1>

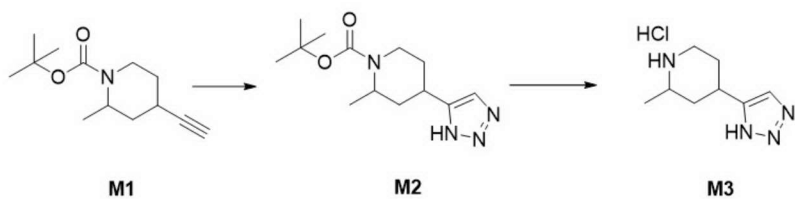


<4-2>

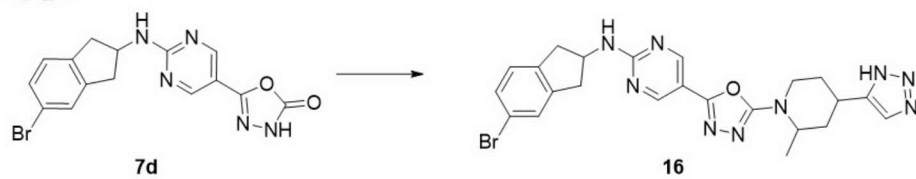


<Scheme 5>

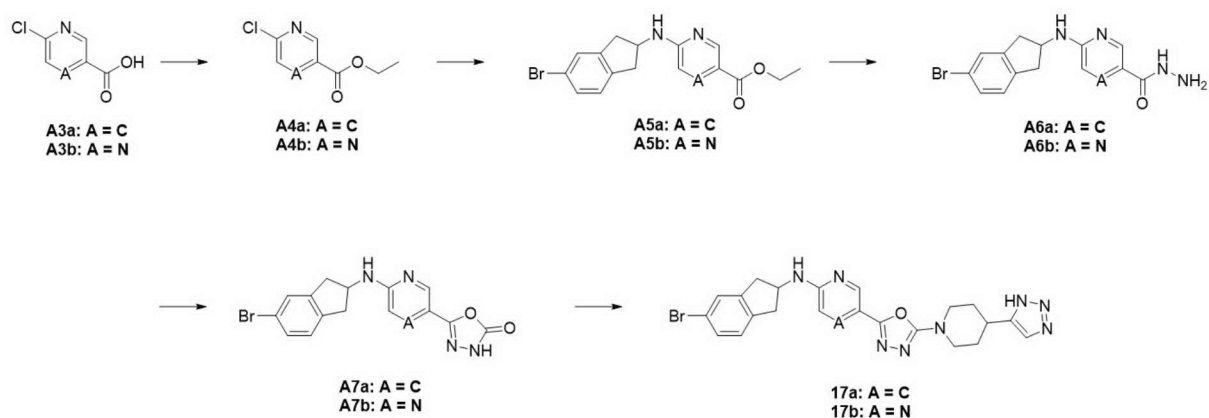
<5-1>



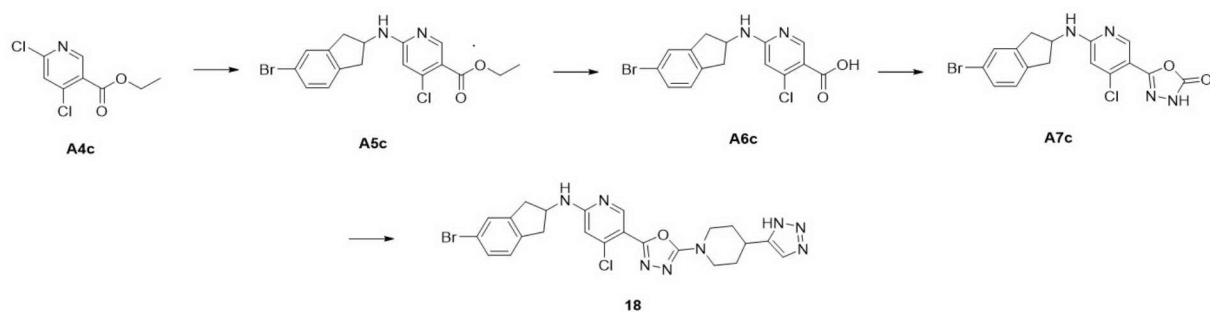
<5-2>



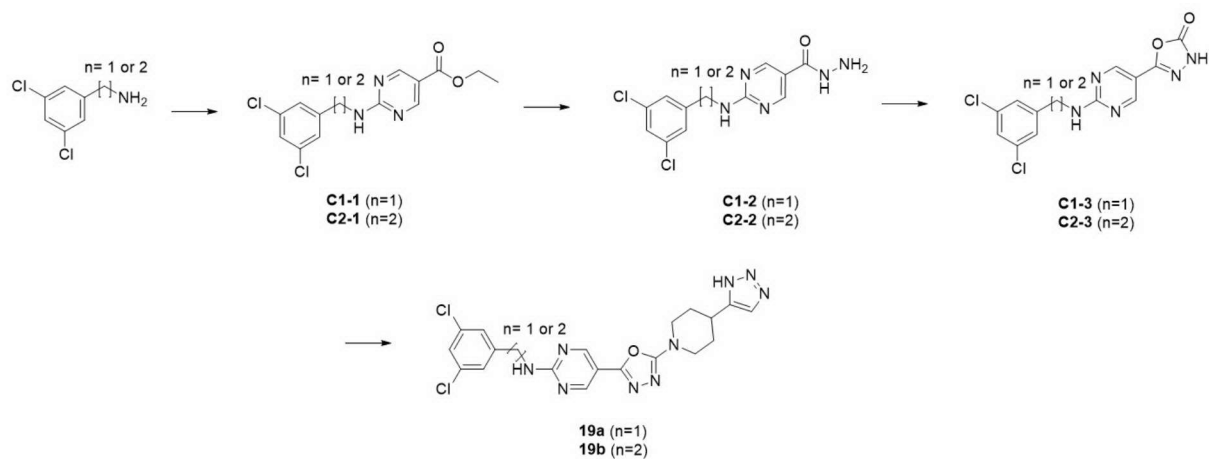
<Scheme 6>



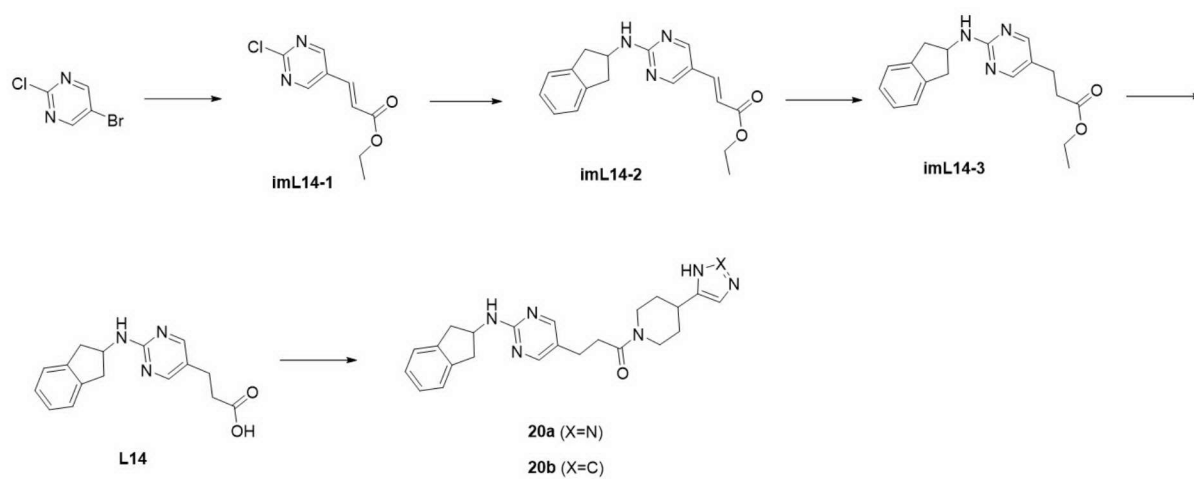
<Scheme 7>



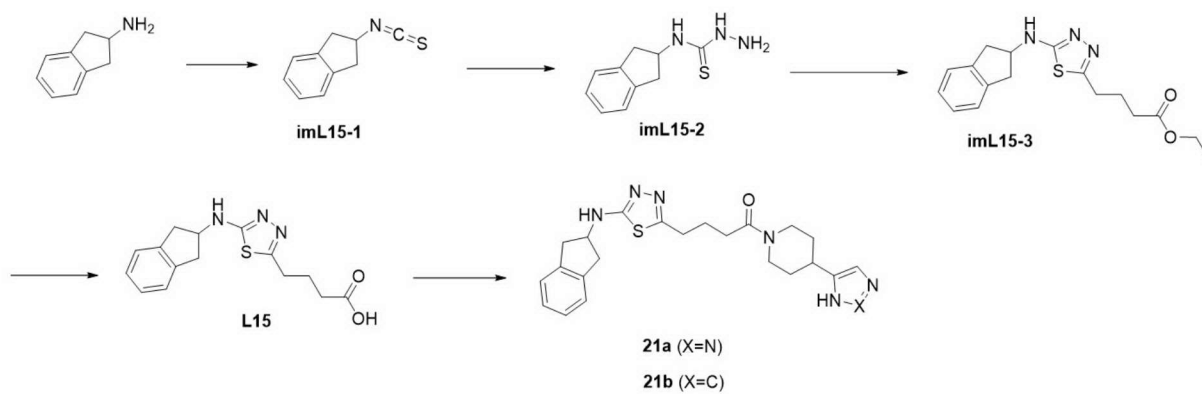
<Scheme 8>



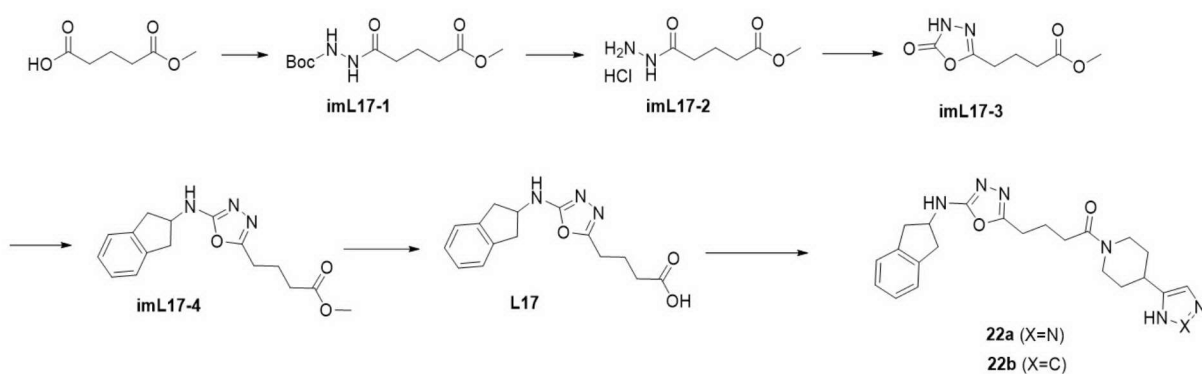
<Scheme 9>



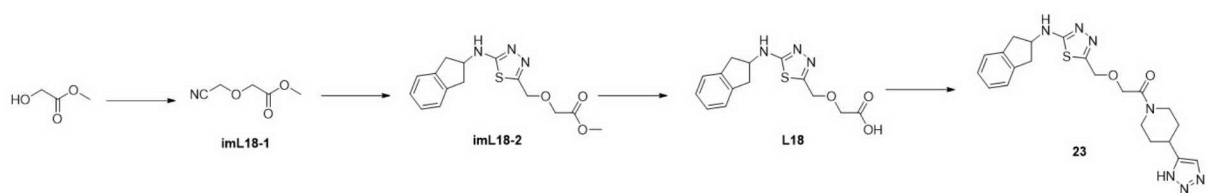
<Scheme 10>



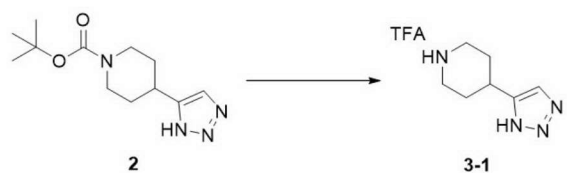
<Scheme 11>



<Scheme 12>



<Scheme 13>

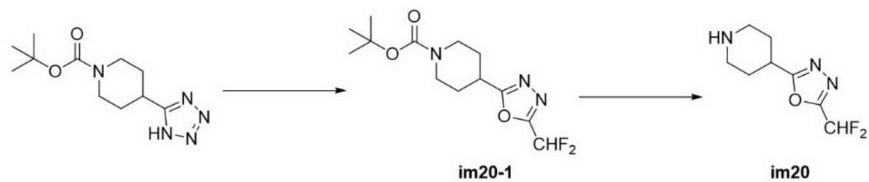


<Scheme 14>

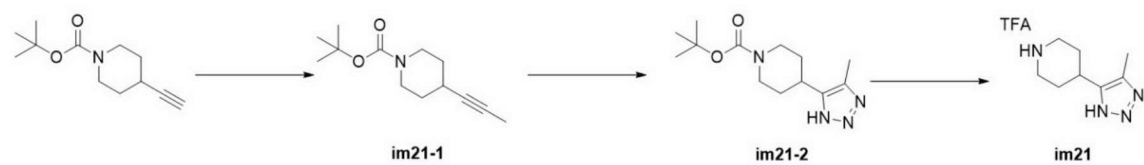


5

<Scheme 15>

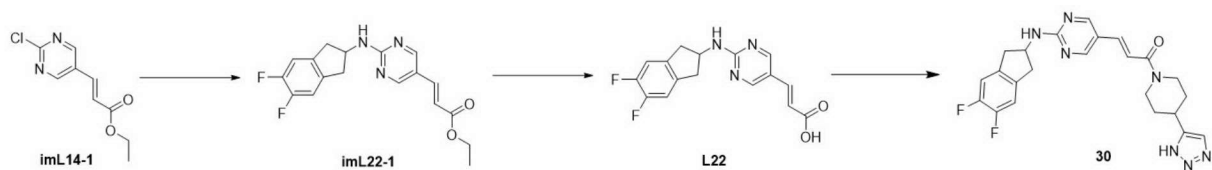


<Scheme 16>

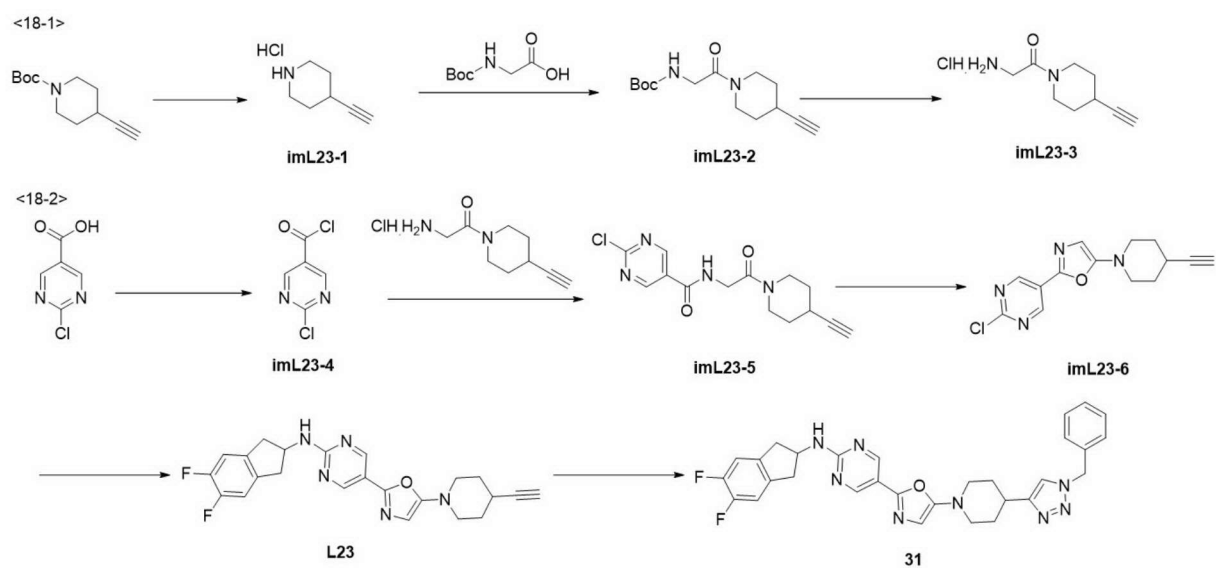


10

<Scheme 17>



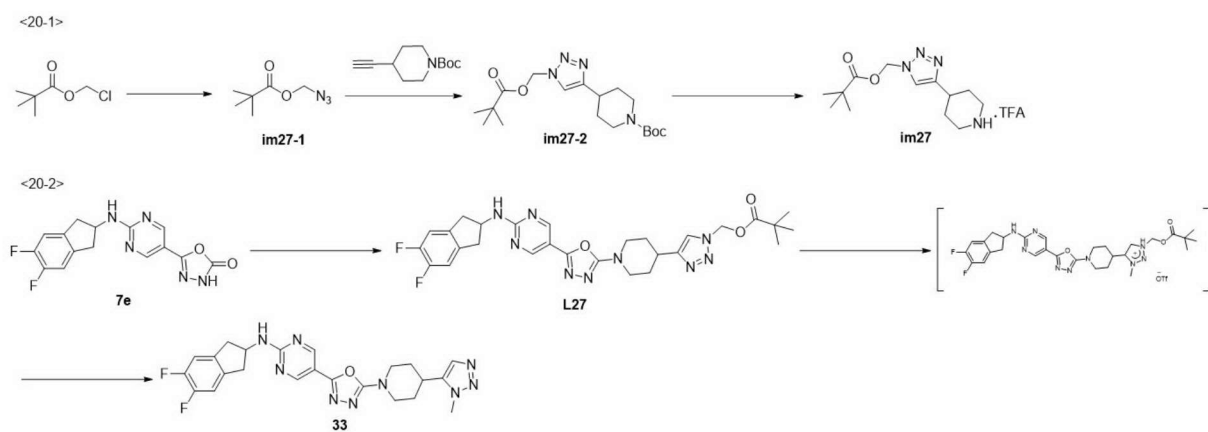
<Scheme 18>



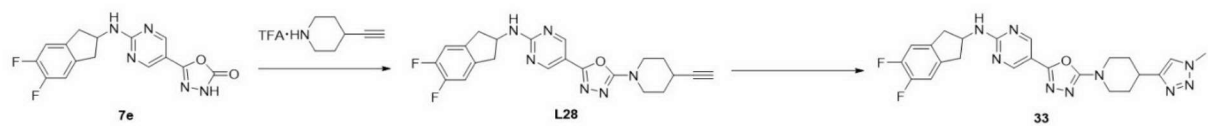
<Scheme 19>



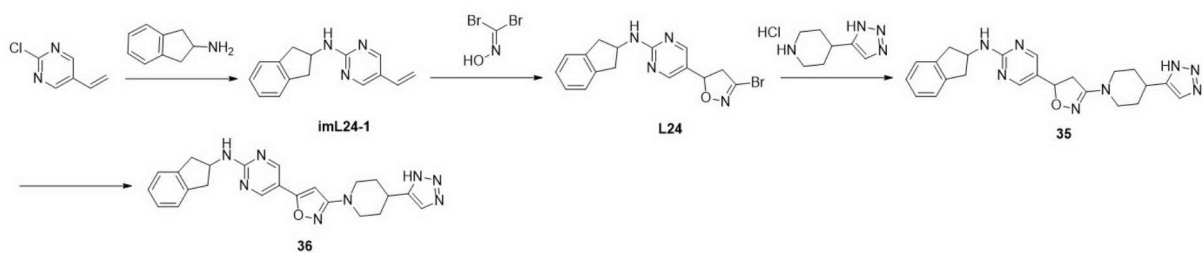
<Scheme 20>



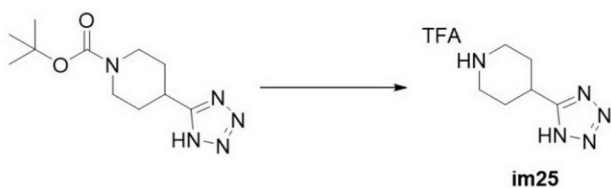
<Scheme 21>



<Scheme 22>

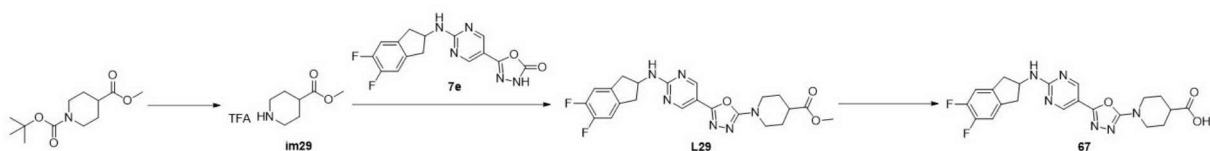


<Scheme 23>

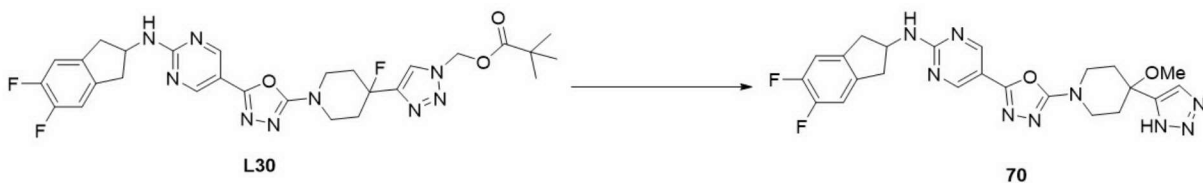


<Scheme 24>

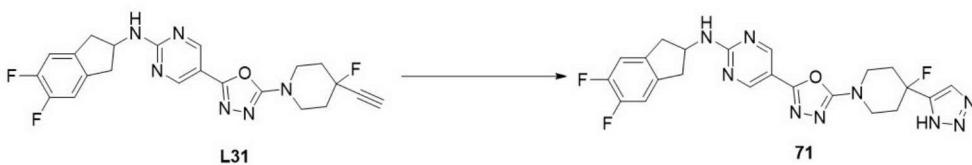
5



<Scheme 25>



<Scheme 26>



10

The present invention also provides a pharmaceutical composition for preventing or treating a disease associated with autotaxin activity, comprising the piperidine derivative compound, a hydrate thereof, a solvate thereof or a pharmaceutically acceptable salt thereof as an active ingredient.

The present invention also provides a method for inhibiting autotaxin, and treating or

preventing diseases resulting therefrom, comprising administering to a subject in need thereof the piperidine derivative compound, a hydrate thereof, a solvate thereof or a pharmaceutically acceptable salt thereof.

5 The present invention also provides the piperidine derivative compound, a hydrate thereof, a solvate thereof or a pharmaceutically acceptable salt thereof for use for inhibiting autotaxin, and treating or preventing diseases resulting therefrom.

The inhibitory activity against autotaxin protein, of the piperidine derivative compounds of the present invention was measured, and it was found that they exhibited excellent autotaxin inhibitory activity even at very low concentration of the compounds (nM
10 level), and thus could be used for the treatment and prevention of disease associated with autotaxin activity.

In one embodiment, the disease associated with autotaxin activity may be selected from the group consisting of fibrotic diseases, inflammatory diseases, autoimmune diseases, respiratory diseases, cardiovascular diseases, metabolic diseases, cancer and cancer metastasis,
15 ocular diseases, cholestatic form and other forms of chronic pruritus, and acute or chronic organ transplant rejection.

The fibrotic disease includes, without limitation, idiopathic pulmonary fibrosis (IPF), interstitial lung disease, liver fibrosis, liver cirrhosis, non-alcoholic steatohepatitis, radiation-induced fibrosis, myocardial and vascular fibrosis, renal fibrosis, cutaneous fibrosis,
20 glomerulosclerosis, myocardial fibrosis and vascular fibrosis.

The inflammatory disease includes, without limitation, rheumatoid arthritis, osteoarthritis, atopic dermatitis, inflammatory bowel disease, inflammatory airway disease, chronic obstructive pulmonary disease (COPD) and asthma.

The autoimmune disease includes, without limitation, multiple sclerosis and

scleroderma.

The respiratory disease includes, without limitation, asbestos-induced pulmonary fibrosis and acute respiratory distress syndrome (ARDS).

5 The cardiovascular disease includes, without limitation, arteriosclerosis, myocardial infarction, arterial and pulmonary hypertension, cardiac arrhythmia, stroke and other vascular damage.

The metabolic disease includes, without limitation, obesity and diabetes.

10 The cancer and cancer metastasis includes, without limitation, breast cancer, ovarian cancer, lung cancer, prostate cancer, mesothelioma, glioma, liver carcinoma, gastrointestinal cancer, pancreatic cancer, and its progression and metastatic invasion.

The ocular disease includes, without limitation, proliferative and non-proliferative (diabetic) retinopathy, dry and wet age-related macular degeneration (AMD), macular edema, central artery/venous occlusion, traumatic injury, and glaucoma.

15 The present invention also provides a pharmaceutical composition comprising the piperidine derivative compound, a hydrate thereof, a solvate thereof or a pharmaceutically acceptable salt thereof, and a pharmaceutically acceptable additive.

20 The additive may include a pharmaceutically acceptable carrier or diluent, each of which may be formulated according to conventional methods in the form of oral formulations such as powders, granules, tablets, capsules, suspensions, emulsions, syrups, aerosols; topicals; suppositories; and sterile injectable solutions.

The pharmaceutically acceptable carriers include lactose, dextrose, sucrose, sorbitol, mannitol, xylitol, erythritol, maltitol, starch, acacia gum, alginate, gelatin, calcium phosphate, calcium silicate, cellulose, methylcellulose, microcrystalline cellulose, polyvinyl pyrrolidone, water, methylhydroxybenzoate, propylhydroxybenzoate, talc, magnesium stearate and mineral

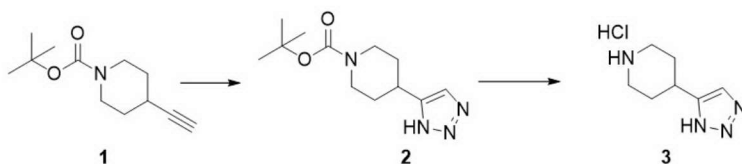
oil, and the like. They also include diluents or excipients such as fillers, bulking agents, binders, wetting agents, disintegrating agents, and surfactants. Oral solid dosage forms include tablets, pills, powders, granules, capsules, and the like, which may include at least one excipient, such as starch, calcium carbonate, sucrose, lactose, gelatin, and the like, and may include lubricants
5 such as magnesium stearate and talc. Oral liquid preparations may include suspensions, oral solutions, emulsions, syrups, and the like, and may include diluents such as water and liquid paraffin, wetting agents, sweeteners, flavourings, preservatives, and the like. Parenteral preparations include sterilized aqueous solutions, non-aqueous solvents, suspensions, emulsions, creams, lyophilised preparations, and suppositories; non-aqueous solvents and
10 suspensions include propylene glycol, polyethylene glycol, vegetable oils such as olive oil, and injectable esters such as ethylolate. Substrates for suppositories may be wittepsol, macrogol, tween 61, cacao gum, laurin gum, glycerogelatin, etc.

The dosage of the active ingredient in the pharmaceutical composition of the present invention depends on the condition and weight of the patient, the extent of the disease, the
15 formulation of the active ingredient, the route and duration of administration, and may be appropriately adjusted depending on the patient. For example, the active ingredient can be administered at a dose of 0.0001 to 1000 mg/kg per day, preferably 0.01 to 100 mg/kg, and the dose may be administered once or in several divided doses per day. Furthermore, the pharmaceutical composition of the present invention may comprise the active ingredient from
20 0.001 to 90% by weight, based on the total weight of the composition.

The pharmaceutical composition of the present invention may be administered to mammals such as rats, mice, livestock, and humans by various routes, for example, orally, by dermal, intraperitoneally, rectally or intravenously, intramuscular, subcutaneous, intrauterine dura, or intracerebroventricular injection.

Hereinafter, the present disclosure is described in more detail with Preparative Examples, Examples and Test examples. However, the following Preparative Examples, Examples and Test examples are intended to illustrate the present invention, and the scope of the present invention is not limited thereto.

<Preparative Example 1> Synthesis of 4-(1*H*-1,2,3-Triazol-5-yl)piperidine·HCl (3)



Step 1: Synthesis of *tert*-Butyl 4-(1*H*-1,2,3-triazol-5-yl)piperidine-1-carboxylate

(2): *tert*-Butyl 4-ethynylpiperidine-1-carboxylate (1, 1.05 g, 5.00 mmol), trimethylsilyl azide (5.5 mmol) and copper (I) iodide (0.25 mmol) was added to mixture of *N,N*-dimethylformamide/methanol (9:1, 2 mL) under Ar gas. The reaction mixture was heated at 100 °C for 12 h under Ar gas. The solvent was evaporated to dryness, extracted with ethyl acetate and washed with brine. The organic layer was dried over anhydrous sodium sulfate and concentrated. The product was purified by column chromatography (Dichloromethane/Methanol) to give the subject compound as a white solid (1.03 g, Yield 81.3%).

¹H NMR (400 MHz, CDCl₃) δ 12.73 (br s, 1H), 7.52 (s, 1H), 4.32 - 4.01 (m, 2H), 3.00 - 2.86 (m, 3H), 2.04 - 1.97 (m, 2H), 1.73 - 1.60 (m, 2H), 1.48 (s, 9H).

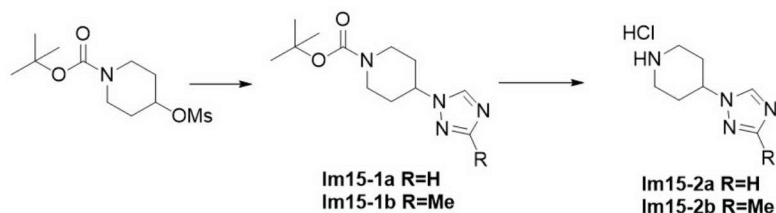
Step 2: Synthesis of 4-(1*H*-1,2,3-Triazol-5-yl)piperidine·HCl (3): To a solution of *tert*-butyl 4-(1*H*-1,2,3-triazol-5-yl)piperidine-1-carboxylate (3.60 mmol) in dioxane (10 mL), which is obtained from the above steps, was added 4.0 M hydrogen chloride solution in dioxane

(2 mL). The reaction mixture was stirred at room temperature overnight. The solvent was evaporated to dryness to give the subject compound as a white solid (quantitative).

¹H NMR (400 MHz, MeOD) δ 8.37 (s, 1H), 3.56 - 3.47 (m, 2H), 3.44 - 3.35 (m, 1H), 3.27 - 3.18 (m, 2H), 2.37 - 2.30 (m, 2H), 2.12 - 1.98 (m, 2H).

5

<Preparative Example 2> Synthesis of 4-(1*H*-1,2,4-Triazol-1-yl)piperidine·HCl (Im15-2a) and 4-(3-Methyl-1*H*-1,2,4-triazol-1-yl)piperidine·HCl (Im15-2b)



Step 1: Synthesis of *tert*-Butyl 4-(1*H*-1,2,4-triazol-1-yl)piperidine-1-carboxylate

10 **(Im15-1a) and *tert*-Butyl 4-(3-methyl-1*H*-1,2,4-triazol-1-yl)piperidine-1-carboxylate (Im15-1b)**

1,2,4-triazole or 3-methyl-1,2,4-triazole (1 mmol) and sodium hydride (1.3 mmol) was dissolved in DMF 5 mL and stirred at 0 °C for 1h. 4-[(Methylsulfonyl)oxy]piperidine-1-carboxylic acid *tert*-butyl ester (1.1 mmol) was added to the reaction mixture under Ar gas. The reaction mixture was heated at 90 °C for 5 h. The solvent was evaporated to dryness, extracted with ethyl acetate and washed with brine. The organic layer was dried over anhydrous sodium sulfate and concentrated. The product was purified by column chromatography (EA/Hex) to give the subject compound as a white solid.

***tert*-Butyl 4-(1*H*-1,2,4-triazol-1-yl)piperidine-1-carboxylate (Im15-1a)** Yield: 20 43.5%; ¹H NMR (400 MHz, Chloroform-*d*) δ 8.10 (s, 1H), 7.95 (s, 1H), 4.34 (tt, *J* = 11.5, 4.1 Hz, 2H), 4.26 (s, 1H), 2.91 (s, 1H), 2.21 - 2.11 (m, 2H), 1.95 (qd, *J* = 12.2, 4.5 Hz, 2H), 1.48 (s, 9H); MS (ESI, *m/z*) calculated for C₁₂H₂₁N₄O₂ [M+H]⁺ 253.15, found 253.15.

***tert*-Butyl 4-(3-methyl-1*H*-1,2,4-triazol-1-yl)piperidine-1-carboxylate (Im15-1b)**

Yield: 38.5%; ¹H NMR (400 MHz, Chloroform-*d*) δ 7.95 (s, 1H), 7.79 (s, 1H), 4.25 (dd, *J* = 11.5, 4.0 Hz, 2H), 4.13 - 4.07 (m, 1H), 2.44 (d, *J* = 34.8 Hz, 3H), 2.17 - 2.06 (m, 3H), 2.00 - 1.82 (m, 3H), 1.48 (d, *J* = 2.5 Hz, 9H); MS (ESI, *m/z*) calculated for C₁₃H₂₃N₄O₂ [M+H]⁺ 267.15, found 267.15.

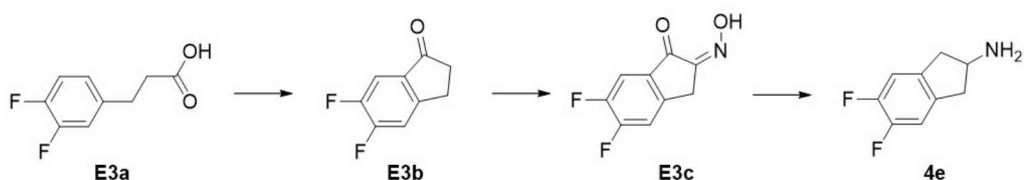
Step 2: Synthesis of 4-(1*H*-1,2,4-Triazol-1-yl)piperidine·HCl (Im15-2a) and 4-(3-Methyl-1*H*-1,2,4-triazol-1-yl)piperidine·HCl (Im15-2b)

tert-Butyl 4-(1*H*-1,2,4-triazol-1-yl)piperidine-1-carboxylate (Im15-1a) or *tert*-butyl 4-(3-methyl-1*H*-1,2,4-triazol-1-yl)piperidine-1-carboxylate (Im15-1b) (3.60 mmol), which is obtained from the above steps, was dissolved in 4M HCl in dioxane (5 mL). The reaction mixture was stirred at room temperature overnight. The solvent was evaporated to dryness to give the subject compounds below as a white solid (quantitative).

4-(1*H*-1,2,4-Triazol-1-yl)piperidine·HCl (Im15-2a) Yield: 97.8%; MS (ESI, *m/z*) calculated for C₇H₁₃N₄ [M+H]⁺ 153.11, found 153.10.

4-(3-Methyl-1*H*-1,2,4-triazol-1-yl)piperidine·HCl (Im15-2b). Yield: 95.7%; MS (ESI, *m/z*) calculated for C₈H₁₅N₄ [M+H]⁺ 167.12, found 167.15.

<Preparative Example 3> Synthesis of 5,6-Difluoro-2,3 dihydro-1*H*-inden-2-amine (4e)



Step 1: Synthesis of 5,6-Difluoro-2,3-dihydro-1*H*-inden-1-one (E3b)

3,4-Difluorophenyl propionic acid (925.8 mg, 4.97 mmol) was dissolved in DCM (20

mL). Oxalyl chloride (9.94 mmol) and 1 drop of DMF were added to the reaction mixture. The resulting solution was stirred for 3-5 hr. After the completion of the reaction, the solvent was removed under vacuum. Then, 3-(3,4-difluorophenyl)propanoyl chloride was dissolved in DCM and slowly added to AlCl₃ (17.4 mmol) in DCM at 0 °C. The reaction mixture was stirred
5 at 0 °C for 15 min, refluxed for 4 hr. After cooling to the room temperature, reaction mixture was poured into ice, extracted with DCM (2 x 30 mL). The organic layer was dried over MgSO₄ and filtered. The solvent was concentrated under vacuum and the residue was purified by silica gel column chromatography (EA/Hex) to give the subject compound (Yield: 78.0%).

¹H NMR (400 MHz, Chloroform-*d*) δ 7.53 (dd, *J* = 8.7, 7.5 Hz, 1H), 7.29 - 7.23 (m, 1H), 3.16 - 3.08 (m, 2H), 2.79 - 2.70 (m, 2H).
10

Step 2: Synthesis of (Z)-5,6-Difluoro-2-(hydroxyimino)-2,3-dihydro-1H-inden-1-one (E3c)

To a solution of 5,6-difluoro-2,3-dihydro-1H-inden-1-one (**E3b**, 3 mmol) in MeOH at 40 °C was added isoamyl nitrite (3.6 mmol) followed by conc. HCl (1 mL). The reaction mixture
15 was stirred at 40 °C for 2-5 hr, cooled to rt and water was added (50 mL). The precipitate was collected by filtration and dried to give the subject compound (Yield: 54.0%).

¹H NMR (400 MHz, DMSO-*d*₆) δ 12.77 (s, 1H), 7.82 (dd, *J* = 9.3, 7.7 Hz, 1H), 7.75 (dd, *J* = 10.3, 7.0 Hz, 1H), 3.76 (s, 2H).

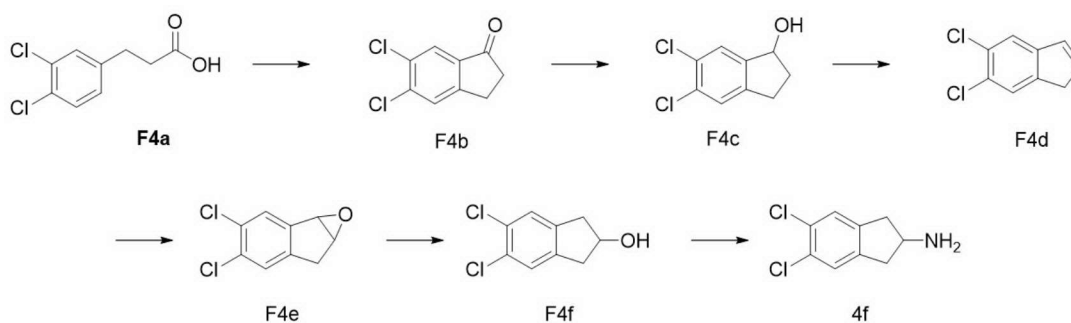
Step 3: Synthesis of 5,6-Difluoro-2,3-dihydro-1H-inden-2-amine (4e)

5,6-Difluoro-2-(hydroxyimino)-2,3-dihydro-1H-inden-1-one (**E3c**, 1 mmol), which is
20 obtained from the above steps, was dissolved in acetic acid (37.5 mL) and sulfuric acid (1.5 mL). 10% Palladium on carbon (10 wt%) was added. The reaction mixture was hydrogenated for overnight. After filtering through a pad of celite, 4N NaOH was added to pH ~12 and extracted with EA (3 x 100 mL). The organic layer was dried over Na₂SO₄ and filtered. The solvent was

concentrated under vacuum and the residue was purified by amino silica gel column chromatography (DCM/MeOH) to give the subject compound (Yield: 12.1%).

^1H NMR (400 MHz, CDCl_3) δ 6.98 (t, J = 8.9 Hz, 2H), 3.87 (tt, J = 6.7, 4.9 Hz, 1H), 3.12 (dd, J = 15.8, 6.7 Hz, 2H), 2.62 (dd, J = 15.7, 4.9 Hz, 2H), 1.40 (s, 2H); MS (ESI, m/z) calculated for $\text{C}_9\text{H}_{10}\text{F}_2\text{N}$ $[\text{M}+\text{H}]^+$ 170.07, found 170.01.

<Preparative Example 4> Synthesis of 5,6-Dichloro-2,3-dihydro-1H-inden-2-amine (4f)



Step 1: Synthesis of 5,6-Dichloro-2,3-dihydro-1H-inden-1-one (F4b)

To a solution of 3-(3,4-dichlorophenyl)propanoic acid (4.56 mmol) in DCM was added catalytic amount of DMF and excess oxalyl chloride was added dropwise under iced bath. The reaction mixture was stirred for 30 min at the room temperature, and then following the removal of solvents. DCM was added to the crude acyl chloride mixture and aluminum chloride (16 mmol) was added to the solution under iced bath. The reaction mixture was refluxed for 1.5 h and was cooled at the room temperature. The crude mixture was quenched with iced water and extracted with ethyl acetate. The combined organic layer was evaporated and purified by silica gel flash chromatography (hexane/ethyl acetate) to give the subject compound (Yield: 75.4%).

^1H NMR (400 MHz, Chloroform- d) δ 7.87-7.75 (m, 1H), 7.61 (s, 1H), 3.18-3.06 (m, 2H), 2.76-2.64 (m, 2H).

Step 2: Synthesis of 5,6-Dichloro-2,3-dihydro-1*H*-inden-1-ol (F4c)

To a solution of 5,6-dichloro-2,3-dihydro-1*H*-inden-1-one (F4b, 2.16 mmol) in anhydrous EtOH was added sodium borohydride (4.5 mmol) and stirred at room temperature overnight. The crude mixture was poured into DCM, washed with H₂O (40 ml), and dried over
5 MgSO₄. The crude mixture was purified by silica gel flash chromatography (hexane/ethyl acetate) to give the subject compound (Yield: 88.8%).

¹H NMR (400 MHz, Chloroform-*d*) δ 7.49-7.41 (m, 1H), 7.31 (s, 1H), 5.18 (q, *J* = 6.3 Hz, 1H), 2.99 (ddd, *J* = 16.3, 8.6, 4.5 Hz, 1H), 2.83-2.69 (m, 1H), 2.50 (dddd, *J* = 12.8, 8.2, 6.9, 4.5 Hz, 1H), 2.06 (d, *J* = 6.4 Hz, 1H), 1.95 (dddd, *J* = 13.2, 8.6, 7.0, 5.7 Hz, 1H); ¹³C NMR
10 (100 MHz, Chloroform-*d*) δ 145.26, 143.36, 132.22, 130.68, 126.81, 126.22, 75.72, 36.39, 29.41.

Step 3: Synthesis of 5,6-Dichloro-1*H*-indene (F4d)

To a solution of 5,6-dichloro-2,3-dihydro-1*H*-inden-1-ol (F4c, 1.92 mmol) in toluene was added *p*-toluenesulfonic acid (0.1 eq) and refluxed for 2 h using a Dean-Stark trap. The
15 resulting mixture was cooled at room temperature and the solvent was removed under vacuum. The crude mixture was purified by silica gel flash chromatography (hexane/ethyl acetate) to give the subject compound (Yield: 65.5%).

¹H NMR (400 MHz, Chloroform-*d*) δ 7.55-7.48 (m, 1H), 7.45 (s, 1H), 6.79 (dtd, *J* = 5.5, 1.9, 0.7 Hz, 1H), 6.61 (dt, *J* = 5.5, 2.0 Hz, 1H), 3.38 (td, *J* = 2.0, 0.8 Hz, 2H); ¹³C NMR
20 (100 MHz, Chloroform-*d*) δ 144.96, 143.44, 136.36, 130.95, 130.43, 128.56, 125.64, 122.50, 38.90.

Step 4: Synthesis of 3,4-Dichloro-1a,6a-dihydro-6*H*-indeno[1,2-*b*]oxirene (F4e)

To a solution of 5,6-dichloro-1*H*-indene (F4d, 1.2 mmol) in DCM were added *m*-CPBA (1.8 mmol) and NaHCO₃ (1.8 mmol) and stirred at room temperature overnight. The

reaction mixture was quenched with water and extracted with DCM. The combined organic layer was evaporated and purified by silica gel flash chromatography (hexane/ethyl acetate) to give the subject compound (Yield: 84.9%).

¹H NMR (400 MHz, Chloroform-*d*) δ 7.56 (s, 1H), 7.31 (s, 1H), 4.25-4.18 (m, 1H), 4.14 (t, *J* = 2.8 Hz, 1H), 3.18 (d, *J* = 18.2 Hz, 1H), 2.99-2.89 (m, 1H); ¹³C NMR (100 MHz, Chloroform-*d*) δ 143.62, 141.21, 132.60, 130.30, 128.14, 127.15, 58.20, 58.03, 34.26.

Step 5: Synthesis of 5,6-Dichloro-2,3-dihydro-1*H*-inden-2-ol (F4f)

To a solution of 3,4-dichloro-1a,6a-dihydro-6*H*-indeno[1,2-*b*]oxirene (F4e, 0.98 mmol) in THF was slowly added 2.5 M lithium aluminum hydride in THF (1.1 mmol) at 0 °C. The reaction mixture was stirred for 30 min at room temperature and quenched with iced water. The solution was extracted with ethyl acetate and purified by silica gel flash chromatography (hexane/ethyl acetate) to give the subject compound (Yield: 86.3%).

¹H NMR (400 MHz, Chloroform-*d*) δ 7.31 (s, 2H), 4.72 (ddq, *J* = 8.7, 5.8, 3.0 Hz, 1H), 3.22-3.10 (m, 2H), 2.87 (dd, *J* = 16.7, 2.9 Hz, 2H), 1.70 (d, *J* = 5.0 Hz, 1H); ¹³C NMR (100 MHz, Chloroform-*d*) δ 141.29, 130.54, 126.87, 73.32, 42.30.

Step 6: Synthesis of 5,6-Dichloro-2,3-dihydro-1*H*-inden-2-amine (4f)

To a solution of 5,6-dichloro-2,3-dihydro-1*H*-inden-2-ol (F4f, 0.84 mmol) in THF were added phthalimide (1.7 mmol), triphenylphosphine (1.7 mmol), and diisopropyl azodicarboxylate (1.3 mmol) at 0 °C. The reaction mixture was stirred for 3 h at room temperature and the solvent was removed under vacuum. Water and EtOH were poured into the crude mixture and hydrazine monohydrate (1.7 mmol) was added into the solution. The reaction mixture was stirred at room temperature overnight. The resulting mixture was poured into DCM (40 ml), washed with H₂O (40 ml), and dried over MgSO₄. The crude mixture was purified by silica gel flash chromatography (dichloromethane/methanol) to give the subject compound

(Yield: 20.2%).

^1H NMR (400 MHz, Methanol- d_4) δ 7.36 (s, 2H), 3.87 (s, 1H), 3.21 (dd, J = 15.8, 7.1 Hz, 2H), 2.77 (dd, J = 16.7, 5.2 Hz, 2H); ^{13}C NMR (100 MHz, Methanol- d_4) δ 143.28, 131.29, 127.62, 41.35, 20.36; MS (ESI, m/z) calculated for $\text{C}_9\text{H}_{10}\text{Cl}_2\text{N}$ $[\text{M}+\text{H}]^+$ 202.02 found 202.05.

5

<Preparative Example 5> Synthesis of 2-(Piperidin-4-yl)-5-(trifluoromethyl)-1,3,4-oxadiazole trifluoroacetate salt (im19)

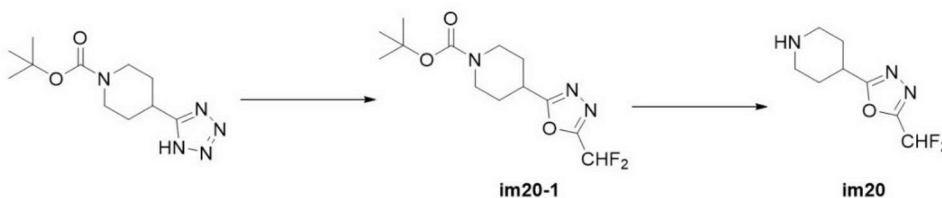


After *tert*-butyl 4-(5-(difluoromethyl)-1,3,4-oxadiazol-2-yl)piperidine-1-carboxylate (23.5 mg, 0.103 mmol) was dissolved in DCM 2 ml, trifluoroacetic acid 600 μL was added and stirred at room temperature for 1h (DCM : TFA = 3:1). After confirming the completion of the reaction by LCMS and TLC, it was concentrated to remove TFA and dried under vacuum. The compound (**im19**) was obtained in salt form without purification (17.8 mg, Yield: 54%).

LCMS m/z 222 $[\text{M}+\text{H}]^+$

15

<Preparative Example 6> Synthesis of 2-(Difluoromethyl)-5-(piperidin-4-yl)-1,3,4-oxadiazole (im20)



Step 1: Synthesis of *tert*-Butyl 4-(5-(difluoromethyl)-1,3,4-oxadiazol-2-yl)piperidine-1-carboxylate (im20-1)

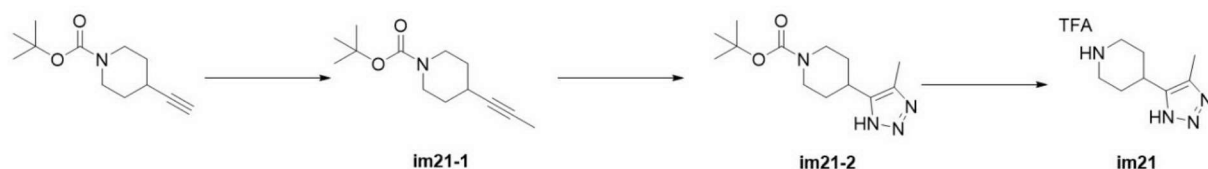
After *tert*-butyl 4-(1*H*-tetrazol-5-yl)piperidine-1-carboxylate (100 mg, 0.395 mmol) and difluoroacetic anhydride (64 μ L, 0.592 mmol) were dissolved in DCM (3.9 mL), the resulting solution was stirred for 1 hour at room temperature. The reaction mixture was quenched with water, extracted with DCM, washed with brine, dried over Na₂SO₄, filtered and concentrated. The product was purified by column chromatography (DCM:MeOH) to give the subject compound (**im20-1**) as a colorless oil (77mg, Yield:64.7%).

¹H NMR (400 MHz, CDCl₃) δ 6.83 (t, *J* = 51.8 Hz, 2H), 4.12 (d, *J* = 7.7 Hz, 2H), 3.19 - 3.11 (m, 1H), 2.96 (t, *J* = 13.2 Hz, 2H), 2.09 (d, *J* = 12.9 Hz, 3H), 1.84 (ddd, *J* = 24.6, 11.3, 4.1 Hz, 3H), 1.47 (s, 9H).

Step 2: Synthesis of 2-(Difluoromethyl)-5-(piperidin-4-yl)-1,3,4-oxadiazole (**im20**)

To a solution of **im20-1** (76 mg, 0.251 mmol) in DCM (2.5 mL) was added TFA (833 μ L) at 0 °C. The reaction mixture was stirred for 2 h at room temperature. 1N NaOH was added to pH 8 ~ 10, and extracted with DCM. The organic layer was dried over Na₂SO₄ and filtered. The solvent was concentrated under vacuum. The subject compound (**im20**) was obtained as a yellow oil and used in the following reaction without purification (32mg, Yield:63%).

<Preparative Example 7> Synthesis of 4-(4-Methyl-1*H*-1,2,3-triazol-5-yl)piperidine trifluoroacetate salt (**im21**)



Step 1: Synthesis of *tert*-Butyl 4-(prop-1-yn-1-yl)piperidine-1-carboxylate (**im21-1**)

tert-Butyl 4-ethynylpiperidine-1-carboxylate (1.0 g, 4.8 mmol) was dissolved in

tetrahydrofuran (14 mL) and maintained at -78 °C under nitrogen atmosphere. 2.5 M n-butyl lithium (1.92 mL, 4.8 mmol) was added and stirred for 30 min. The temperature was raised to room temperature, then iodomethane (450 uL, 7.2 mmol) was added and the reaction was stirred for 12 h. After the reaction, ethyl acetate and H₂O were added and extracted, and the organic layer was dried over Na₂SO₄ and concentrated. The obtained residue was purified by silica gel column chromatography (0-5% MeOH in DCM) to obtain the subject compound (**im21-1**) as a brown liquid (1.09g, Yield:100%).

¹H NMR (400 MHz, CDCl₃) δ 3.69 (d, *J* = 11.7 Hz, 2H), 3.18 - 3.06 (m, 2H), 2.49 (d, *J* = 2.1 Hz, 1H), 1.79 (d, *J* = 2.3 Hz, 3H), 1.77 - 1.67 (m, 2H), 1.57 - 1.48 (m, 2H), 1.45 (s, 9H).

Step 2: Synthesis of *tert*-Butyl 4-(4-methyl-1*H*-1,2,3-triazol-5-yl)piperidine-1-carboxylate (im21-2**)**

im21-1 (170 mg, 0.75 mmol) and trimethylsilylazide (150 uL, 1.16 mmol) were reacted in a microwave reactor at 200 °C for 2 h. The reaction solution was purified by silica gel column chromatography (0-5% MeOH in DCM) to obtain the subject compound (**im21-2**) as a yellow liquid (30 mg, Yield: 15%).

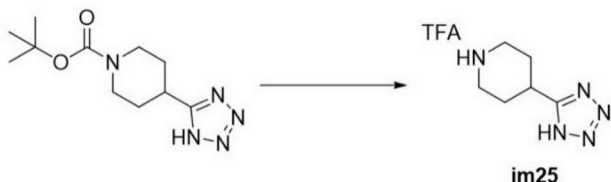
¹H NMR (400 MHz, CDCl₃) δ 4.18 (m, 2H), 2.91 - 2.75 (m, 3H), 2.30 (s, 3H), 1.89 - 1.66 (m, 4H), 1.46 (s, 9H).

Step 3: Synthesis of 4-(4-Methyl-1*H*-1,2,3-triazol-5-yl)piperidine trifluoroacetate salt (im21**)**

tert-Butyl 4-(4-methyl-1*H*-1,2,3-triazol-5-yl)piperidine-1-carboxylate (30mg, 0.11 mmol) was dissolved in DCM (1.5 mL), then trifluoroacetic acid (350 uL) was added at 0 °C. After raising the temperature to room temperature and reacting for 12 h, the reaction solution was concentrated to give the subject compound (**im21**), which was used in the following reaction without further purification (Yield:100%).

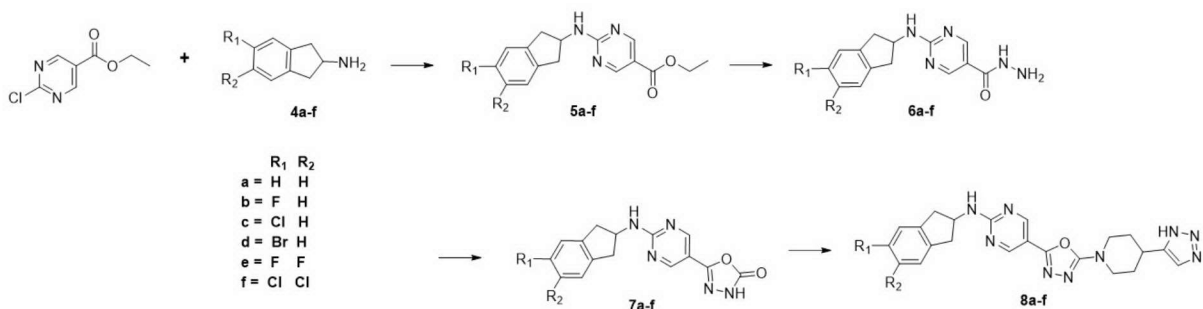
LCMS m/z 167 $[M+H]^+$

<Preparative Example 8> Synthesis of 4-(1*H*-Tetrazol-5-yl)piperidine trifluoroacetate salt (im25)



tert-Butyl 4-(1*H*-tetrazol-5-yl)piperidine-1-carboxylate (0.3 g, 1.1844 mmol) and TFA 3.9 mL was dissolved in DCM 30 mL, and the reaction mixture was stirred at room temperature. After confirming the completion of the reaction by TLC, it was concentrated and used in the following reaction without further purification (Yield: 100%).

[Example 1] Synthesis of 5-(5-(4-(1*H*-1,2,3-Triazol-5-yl)piperidin-1-yl)-1,3,4-oxadiazol-2-yl)-*N*-(2,3-dihydro-1*H*-inden-2-yl)pyrimidin-2-amine (8a)



Step 1: Synthesis of Ethyl 2-((2,3-dihydro-1*H*-inden-2-yl)amino)pyrimidine-5-carboxylate (5a)

A mixture of 2,3-dihydro-1*H*-inden-2-amine (**4a**, 1.68 mmol), ethyl 2-chloropyrimidine-5-carboxylate (1.4 mmol) and triethylamine (3 mmol) in dioxane (5 mL) was stirred at 100 °C for 3 h. After cooling, solvent was evaporated and the crude product was

extracted ethyl acetate, and then washed with brine. The organic layer was dried over anhydrous sodium sulfate and concentrated. The product was purified by column chromatography (hexane/ethyl acetate) to give the subject compound as a white solid (Yield: 89.2 %).

¹H NMR (400 MHz, CDCl₃) δ 8.90 (s, 1H), 8.75 (s, 1H), 7.25 - 7.15 (m, 4H), 6.00 (d, *J* = 7.8 Hz, 1H), 4.97 - 4.79 (m, 1H), 4.35 (q, *J* = 7.1 Hz, 2H), 3.41 (dd, *J* = 16.0, 7.0 Hz, 2H), 2.90 (dd, *J* = 16.0, 4.9 Hz, 2H), 1.37 (t, *J* = 7.1 Hz, 3H); MS (ESI, *m/z*) calculated for C₁₆H₁₈N₃O₂ [M+H]⁺ 284.14, found 284.05.

Step 2: Synthesis of 2-((2,3-Dihydro-1*H*-inden-2-yl)amino)pyrimidine-5-carbohydrazide (6a)

Compound 5a (5 mmol) and hydrazine monohydrate (50 mmol) was dissolved in EtOH and refluxed for 6 h. After the reaction was completed, the reaction mixture was evaporated under vacuum to obtain the subject compound (Yield: 93.4%).

¹H NMR (400 MHz, DMSO-*d*₆) δ 9.59 (s, 1H), 8.72 (s, 1H), 8.68 (s, 1H), 8.08 (d, *J* = 6.9 Hz, 1H), 7.27 - 7.08 (m, 4H), 4.66 (h, *J* = 7.2 Hz, 1H), 4.42 (s, 2H), 3.26 (dd, *J* = 15.8, 7.6 Hz, 2H), 2.91 (dd, *J* = 15.8, 6.9 Hz, 2H); MS (ESI, *m/z*) calculated for C₁₄H₁₆N₅O [M+H]⁺ 270.13, found 270.05.

Step 3: Synthesis of 5-(2-((2,3-Dihydro-1*H*-inden-2-yl)amino)pyrimidine-5-yl)-1,3,4-oxadiazol-2(3*H*)-one (7a)

A mixture of **compound 6a** (0.1 mmol), TEA (0.5 mmol) in THF (5 mL) was slowly added to a solution of triphosgene (0.04 mmol) in THF (5 mL) at 0 °C. The reaction mixture was stirred for 3 h at room temperature. The solvent was evaporated to dryness. The product was extracted with ethyl acetate and washed with brine. The organic layer was dried over anhydrous sodium sulfate and concentrated. The residue was purified by column chromatography (EA/Hex) to give the subject compound (Yield: 27.4%).

¹H NMR (400 MHz, Chloroform-*d*) δ 8.75 (s, 1H), 8.67 (s, 1H), 7.26 - 7.17 (m, 4H), 5.79 (d, *J* = 7.9 Hz, 1H), 4.92 - 4.83 (m, 1H), 3.42 (dd, *J* = 16.0, 6.9 Hz, 2H), 2.92 (dd, *J* = 16.0, 4.9 Hz, 2H); MS (ESI, *m/z*) calculated for C₁₅H₁₄N₅O₂ [M+H]⁺ 296.11, found 296.05.

Step 4: Synthesis of 5-(5-(4-(1*H*-1,2,3-Triazol-5-yl)piperidin-1-yl)-1,3,4-oxadiazol-

2-yl)-*N*-(2,3-dihydro-1*H*-inden-2-yl)pyrimidin-2-amine (8a)

5-(2-((2,3-dihydro-1*H*-inden-2-yl)amino)pyrimidine-5-yl)-1,3,4-oxadiazol-2(3*H*)-one (**7a**, 1 mmol), 4-(1*H*-1,2,3-triazol-5-yl)piperidine·HCl (**3**, 1.2 mmol) prepared from Preparative Example 1, DIEA (3 mmol) and BOP reagent (1.2 mmol) were dissolved in DMF (5 mL). The reaction mixture was stirred at room temperature overnight. The solvent was evaporated to dryness. The crude product was extracted with ethyl acetate and washed with brine. The organic layer was dried over anhydrous sodium sulfate and concentrated. The product was separated by column chromatography (DCM/MeOH) to give the subject compound as a white solid (Yield: 46.1%).

¹H NMR (400 MHz, CDCl₃) δ 12.55 (s, 1H), 8.79 (s, 2H), 7.54 (s, 1H), 7.26 - 7.22 (m, 2H), 7.21 - 7.16 (m, 2H), 5.88 (d, *J* = 7.7 Hz, 1H), 4.93 - 4.83 (m, 1H), 4.21 - 4.09 (m, 2H), 3.42 (dd, *J* = 16.0, 7.0 Hz, 2H), 3.33 - 3.22 (m, 2H), 3.11 - 3.02 (m, 1H), 2.92 (dd, *J* = 16.0, 5.0 Hz, 2H), 2.21 - 2.11 (m, 2H), 1.97 - 1.83 (m, 2H); HRMS (ESI, *m/z*) calculated for C₂₂H₂₄N₉O [M+H]⁺ 430.2098, found 430.2103.

[Example 2] Synthesis of 5-(5-(4-(1*H*-1,2,3-Triazol-5-yl)piperidin-1-yl)-1,3,4-oxadiazol-2-yl)-*N*-(5-fluoro-2,3-dihydro-1*H*-inden-2-yl)pyrimidin-2-amine (8b)

The subject compound was synthesized according to the same procedure as in Example 1, except for the use of 5-fluoro-2,3-dihydro-1*H*-inden-2-amine (**4b**) instead of 2,3-dihydro-1*H*-inden-2-amine (**4a**) (Yield: 83.0%).

¹H NMR (400 MHz, Chloroform-*d*) δ 12.69 (s, 1H), 8.79 (s, 2H), 7.54 (s, 1H), 7.16 (dd, *J* = 8.3, 5.2 Hz, 1H), 7.01 - 6.79 (m, 2H), 5.97 (d, *J* = 7.6 Hz, 1H), 4.96 - 4.82 (m, 1H), 4.21 - 4.09 (m, 2H), 3.38 (td, *J* = 15.1, 14.7, 7.0 Hz, 2H), 3.28 (ddd, *J* = 13.1, 11.7, 2.9 Hz, 2H), 3.07 (tt, *J* = 11.5, 3.7 Hz, 1H), 2.88 (td, *J* = 16.0, 5.2 Hz, 2H), 2.16 (dd, *J* = 13.6, 3.5 Hz, 2H), 1.97 - 1.82 (m, 2H); HRMS (ESI, *m/z*) calculated for C₂₂H₂₃FN₉O [M+H]⁺ 448.2004, found 448.2003.

[Example 3] Synthesis of 5-(5-(4-(1*H*-1,2,3-Triazol-5-yl)piperidin-1-yl)-1,3,4-oxadiazol-2-yl)-*N*-(5-chloro-2,3-dihydro-1*H*-inden-2-yl)pyrimidin-2-amine (8c)

The subject compound was synthesized according to the same procedure as in Example 1, except for the use of 5-chloro-2,3-dihydro-1*H*-inden-2-amine (**4c**) instead of 2,3-dihydro-1*H*-inden-2-amine (**4a**) (Yield: 62.5%).

¹H NMR (400 MHz, Chloroform-*d*) δ 12.37 (s, 1H), 8.79 (s, 2H), 7.54 (s, 1H), 7.22 (q, *J* = 1.2 Hz, 1H), 7.16 (d, *J* = 1.3 Hz, 2H), 5.84 (d, *J* = 7.6 Hz, 1H), 4.88 (qt, *J* = 7.2, 5.1 Hz, 1H), 4.15 (dt, *J* = 13.3, 4.0 Hz, 2H), 3.45-3.33 (m, 2H), 3.27 (ddd, *J* = 13.2, 11.9, 2.9 Hz, 2H), 3.07 (tt, *J* = 11.4, 3.7 Hz, 1H), 2.95-2.83 (m, 2H), 2.21-2.11 (m, 2H), 1.96-1.80 (m, 2H); MS (ESI, *m/z*) calculated for C₂₂H₂₃ClN₉O [M+H]⁺ 464.1709, found 464.1709.

[Example 4] Synthesis of 5-(5-(4-(1*H*-1,2,3-Triazol-5-yl)piperidin-1-yl)-1,3,4-oxadiazol-2-yl)-*N*-(5-bromo-2,3-dihydro-1*H*-inden-2-yl)pyrimidin-2-amine (8d)

The subject compound was synthesized according to the same procedure as in Example 1, except for the use of 5-bromo-2,3-dihydro-1*H*-inden-2-amine (**4d**) instead of 2,3-dihydro-1*H*-inden-2-amine (**4a**) (Yield: 38.0%).

¹H NMR (400 MHz, CDCl₃) δ 8.79 (s, 2H), 7.55 (s, 1H), 7.38 (s, 1H), 7.31 (dd, *J* = 8.0,

1.9 Hz, 1H), 7.11 (d, $J = 8.0$ Hz, 1H), 5.70 (d, $J = 7.6$ Hz, 1H), 4.95-4.79 (m, 1H), 4.20-4.10 (m, 2H), 3.45-3.21 (m, 4H), 3.06 (tt, $J = 11.5, 3.8$ Hz, 1H), 2.88 (ddd, $J = 20.9, 16.2, 5.1$ Hz, 2H), 2.21-2.10 (m, 2H), 1.98-1.81 (m, 2H); MS (ESI, m/z) calculated for $C_{22}H_{23}BrN_9O$ $[M+H]^+$ 508.1203, found 508.1202.

5

[Example 5] Synthesis of 5-(5-(4-(1*H*-1,2,3-Triazol-5-yl)piperidin-1-yl)-1,3,4-oxadiazol-2-yl)-*N*-(5,6-difluoro-2,3-dihydro-1*H*-inden-2-yl)pyrimidin-2-amine (8e)

The subject compound was synthesized according to the same procedure as in Example 1, except for the use of 5,6-difluoro-2,3-dihydro-1*H*-inden-2-amine (**4e**) instead of 2,3-dihydro-1*H*-inden-2-amine (**4a**) (Yield: 63.8%).

1H NMR (400 MHz, Chloroform-*d*) δ 13.08 (s, 1H), 8.79 (s, 2H), 7.54 (s, 1H), 7.02 (t, $J = 8.8$ Hz, 2H), 6.03 (d, $J = 7.6$ Hz, 1H), 4.89 (qt, $J = 7.2, 5.2$ Hz, 1H), 4.14 (dt, $J = 13.4, 3.8$ Hz, 2H), 3.42 - 3.19 (m, 4H), 3.07 (tt, $J = 11.4, 3.7$ Hz, 1H), 2.97 - 2.82 (m, 2H), 2.16 (dd, $J = 13.7, 3.7$ Hz, 2H), 1.99 - 1.82 (m, 2H); HRMS (ESI, m/z) calculated for $C_{22}H_{22}F_2N_9O$ $[M+H]^+$ 466.1910, found 466.1913.

15

[Example 6] Synthesis of 5-(5-(4-(1*H*-1,2,3-Triazol-5-yl)piperidin-1-yl)-1,3,4-oxadiazol-2-yl)-*N*-(5,6-dichloro-2,3-dihydro-1*H*-inden-2-yl)pyrimidin-2-amine (8f)

The subject compound was synthesized according to the same procedure as in Example 1, except for the use of 5,6-dichloro-2,3-dihydro-1*H*-inden-2-amine (**4f**) instead of 2,3-dihydro-1*H*-inden-2-amine (**4a**) (Yield: 54.3%).

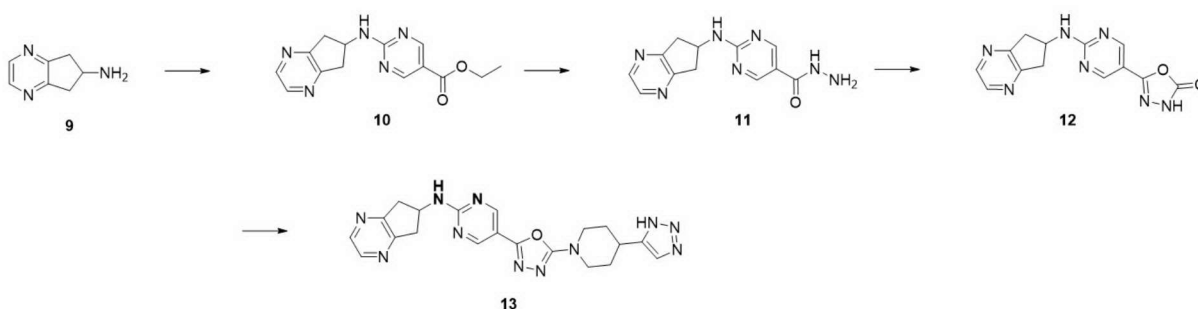
20

1H NMR (400 MHz, Chloroform-*d*) δ 12.17 (s, 1H), 8.80 (s, 2H), 7.54 (s, 1H), 7.32 (s, 2H), 5.79 (d, $J = 7.5$ Hz, 1H), 4.88 (qt, $J = 7.2, 5.2$ Hz, 1H), 4.15 (dt, $J = 12.6, 3.8$ Hz, 2H), 3.38 (dd, $J = 16.0, 7.3$ Hz, 2H), 3.28 (td, $J = 13.2, 2.9$ Hz, 2H), 3.06 (ddt, $J = 11.4, 7.4, 3.7$ Hz,

1H), 2.88 (dd, $J = 16.3, 5.2$ Hz, 2H), 2.22 - 2.12 (m, 2H), 1.98 - 1.82 (m, 2H); MS (ESI, m/z) calculated for $C_{22}H_{22}Cl_2N_9O$ $[M+H]^+$ 498.13, found 498.15.

[Example 7] Synthesis of *N*-(5-(5-(4-(1*H*-1,2,3-triazol-5-yl)piperidin-1-yl)-1,3,4-

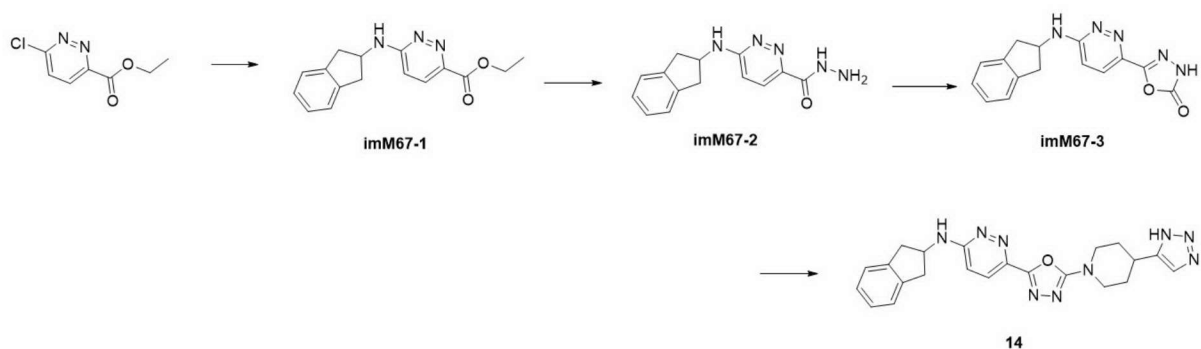
5 oxadiazol-2-yl)pyrimidin-2-yl)-6,7-dihydro-5*H*-cyclopenta[*b*]pyrazin-6-amine (13)



The subject compound was synthesized according to the same procedure as in Example 1, except for the use of 6,7-dihydro-5*H*-cyclopenta[*b*]pyrazin-6-amine (**9**) instead of 2,3-dihydro-1*H*-inden-2-amine (**4a**) (Yield: 53.0%).

1H NMR (400 MHz, Methanol- d_4) δ 8.79 (s, 2H), 8.34 (s, 2H), 7.75 - 7.62 (m, 1H), 4.94 (tt, $J = 7.8, 5.7$ Hz, 1H), 4.11 (dt, $J = 13.3, 3.7$ Hz, 2H), 3.54 (dd, $J = 17.5, 7.9$ Hz, 2H), 3.35 (s, 2H), 3.19 - 3.04 (m, 3H), 2.19 - 2.08 (m, 2H), 1.86 (qd, $J = 12.2, 4.3$ Hz, 2H); MS (ESI, m/z) calculated for $C_{20}H_{22}N_{11}O$ $[M+H]^+$ 432.20, found 432.20.

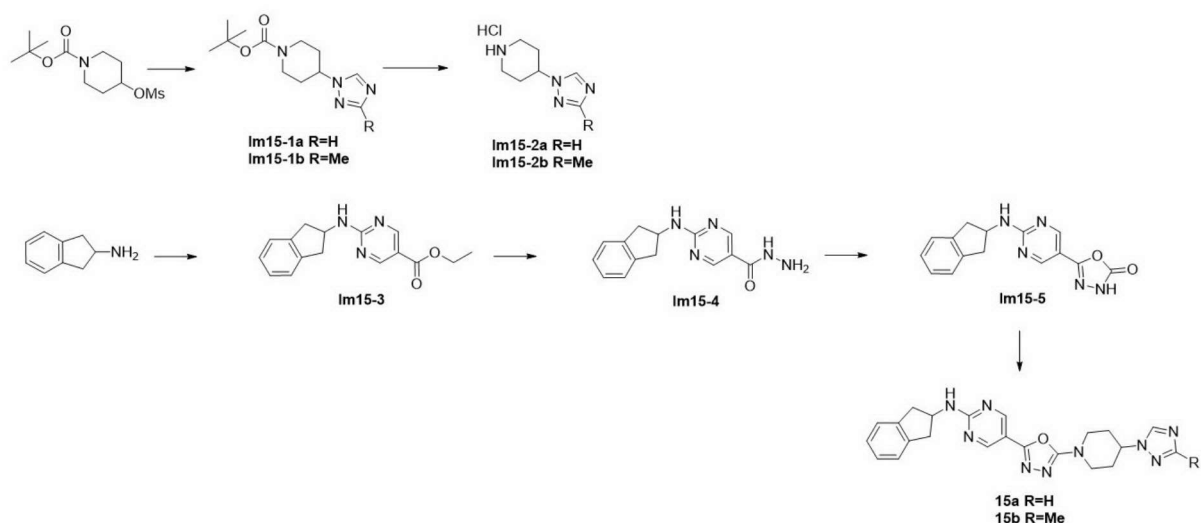
[Example 8] Synthesis of 6-(5-(4-(1*H*-1,2,3-Triazol-5-yl)piperidin-1-yl)-1,3,4-oxadiazol-2-yl)-*N*-(2,3-dihydro-1*H*-inden-2-yl)pyridazin-3-amine (14)



The subject compound was synthesized according to the same procedure as in Example 1, except for the use of ethyl 6-chloropyridazin-3-carboxylate instead of ethyl 2-chloropyrimidine-5-carboxylate (Yield: 42.0%).

¹H NMR (400 MHz, DMSO-*d*₆) δ 14.78 (s, 1H), 7.80 (d, *J* = 9.4 Hz, 1H), 7.76 (d, *J* = 6.4 Hz, 1H), 7.72 (s, 1H), 7.30 - 7.24 (m, 2H), 7.19 - 7.15 (m, 2H), 6.94 (d, *J* = 9.4 Hz, 1H), 4.77 (h, *J* = 6.7, 6.1 Hz, 1H), 4.04 - 3.96 (m, 2H), 3.30 (d, *J* = 2.5 Hz, 4H), 3.08 - 2.99 (m, 1H), 2.90 (dd, *J* = 16.0, 5.4 Hz, 2H), 2.09 - 2.02 (m, 2H), 1.80 - 1.67 (m, 2H). HRMS (ESI) *m/z* (M+H)⁺ calcd for C₂₂H₂₄N₉O = 430.21; found 430.2107.

[Example 9] Synthesis of 5-(5-(4-(1*H*-1,2,4-Triazol-1-yl)piperidin-1-yl)-1,3,4-oxadiazol-2-yl)-*N*-(2,3-dihydro-1*H*-inden-2-yl)pyrimidin-2-amine (15a)



The subject compound was synthesized according to the same procedure as in Example 1, except for the use of 4-(1*H*-1,2,4-triazol-1-yl)piperidine·HCl (**Im15-2a**) obtained from Preparative Example 2 instead of 4-(1*H*-1,2,3-triazol-5-yl)piperidine·HCl (**3**) (Yield: 65.2%).

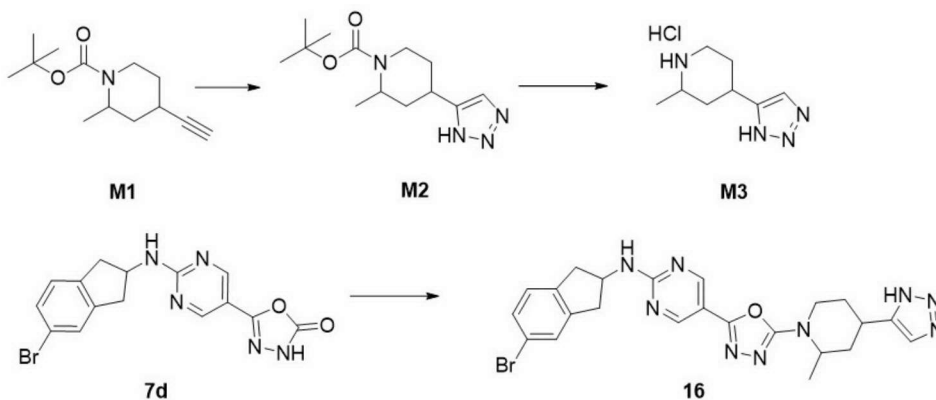
¹H NMR (400 MHz, CDCl₃) δ 8.76 (s, 2H), 8.14 (s, 1H), 7.97 (s, 1H), 7.28 - 7.20 (m, 2H), 7.21 - 7.14 (m, 2H), 6.02 (d, *J* = 7.7 Hz, 1H), 4.87 (qt, *J* = 7.2, 5.0 Hz, 1H), 4.47 (tt, *J* = 11.1, 4.1 Hz, 1H), 4.29 - 4.17 (m, 2H), 3.52 - 3.35 (m, 3H), 3.30 (ddd, *J* = 13.4, 11.7, 3.0 Hz, 2H), 2.91 (dd, *J* = 16.0, 5.0 Hz, 2H), 2.37-2.27 (m, 2H), 2.27-2.13 (m, 2H); HRMS (ESI, *m/z*) calculated for C₂₂H₂₄N₉O [M+H]⁺ 430.2098, found 430.2098.

[Example 10] Synthesis of *N*-(2,3-dihydro-1*H*-inden-2-yl)-5-(5-(4-(3-methyl-1*H*-1,2,4-triazol-1-yl)piperidin-1-yl)-1,3,4-oxadiazol-2-yl)pyrimidin-2-amine (15b)

The subject compound was synthesized according to the same procedure as in Example 1, except for the use of 4-(3-methyl-1*H*-1,2,4-triazol-1-yl)piperidine·HCl (**Im15-2b**) obtained from Preparative Example 2 instead of 4-(1*H*-1,2,3-triazol-5-yl)piperidine·HCl (**3**) (Yield: 57.4%).

¹H NMR (400 MHz, Chloroform-*d*) δ 8.77 (s, 2H), 7.90 (d, *J* = 77.3 Hz, 1H), 7.28 - 7.20 (m, 3H), 7.23 - 7.15 (m, 2H), 5.82 (d, *J* = 7.7 Hz, 1H), 4.88 (dtd, *J* = 12.3, 7.3, 5.0 Hz, 1H), 4.42 - 4.16 (m, 3H), 3.42 (dd, *J* = 16.0, 7.0 Hz, 2H), 3.34 - 3.22 (m, 2H), 2.91 (dd, *J* = 16.0, 5.0 Hz, 2H), 2.46 (d, *J* = 45.0 Hz, 3H), 2.38 - 2.24 (m, 2H), 2.26 - 2.13 (m, 1H), 2.09 - 1.99 (m, 1H); HRMS (ESI, *m/z*) calculated for C₂₃H₂₆N₉O [M+H]⁺ 444.2255, found 444.2255.

[Example 11] Synthesis of *N*-(5-bromo-2,3-dihydro-1*H*-inden-2-yl)-5-(5-(2-methyl-4-(1*H*-1,2,3-triazol-5-yl)piperidin-1-yl)-1,3,4-oxadiazol-2-yl)pyrimidin-2-amine (16)



Step 1-1: Synthesis of *tert*-Butyl 2-methyl-4-(1*H*-1,2,3-triazol-5-yl)piperidine-1-carboxylate (M2**)**

The subject compound was synthesized according to the same procedure as in Step 1 of Preparative Example 1, except for the use of *tert*-butyl 4-ethynyl-2-methylpiperidine-1-carboxylate instead of *tert*-butyl 4-ethynylpiperidine-1-carboxylate (Yield: 47.0%).

¹H NMR (400 MHz, Methanol-*d*₄) δ 7.64 (s, 1H), 4.51 (t, *J* = 6.4 Hz, 1H), 4.04 (ddd, *J* = 13.8, 4.6, 2.3 Hz, 1H), 3.28 - 3.16 (m, 1H), 3.06 (s, 1H), 2.03 - 1.85 (m, 2H), 1.79 (dt, *J* = 13.0, 6.5 Hz, 1H), 1.62 - 1.49 (m, 1H), 1.47 (s, 9H), 1.26 (d, *J* = 7.0 Hz, 3H); MS (ESI, *m/z*) calculated for C₁₃H₂₃N₄O₂ [M+H]⁺ 267.18, found 267.20.

Step 1-2: Synthesis of 2-Methyl-4-(1*H*-1,2,3-triazol-5-yl)piperidine·HCl (M3**)**

The subject compound was synthesized according to the same procedure as in Step 2 of Preparative Example 1 using **M2** obtained from the above steps (quantitative).

MS (ESI, *m/z*) calculated for C₈H₁₄N₄ [M+H]⁺ 166.12, found 166.10.

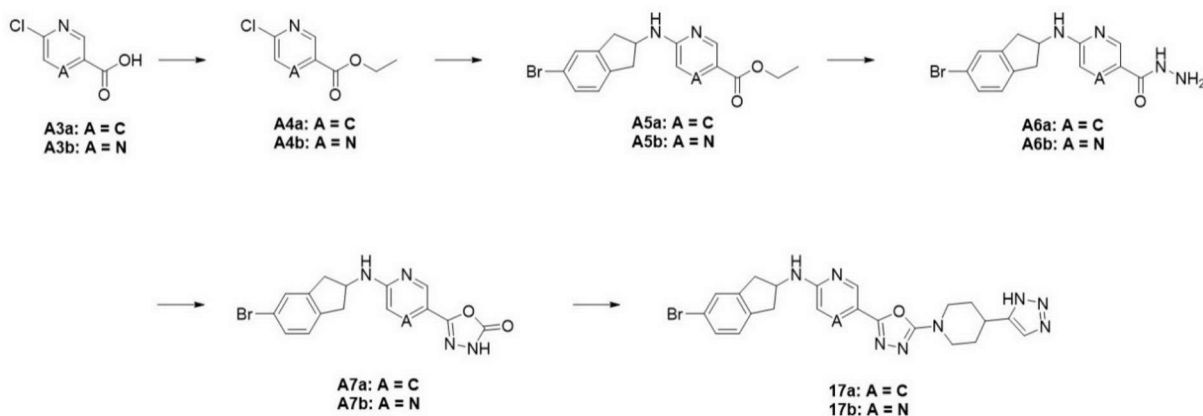
Step 2: Synthesis of *N*-(5-bromo-2,3-dihydro-1*H*-inden-2-yl)-5-(5-(2-methyl-4-(1*H*-1,2,3-triazol-5-yl)piperidin-1-yl)-1,3,4-oxadiazol-2-yl)pyrimidin-2-amine (16**)**

The subject compound was synthesized according to the same procedure as in Example 4, except for the use of 2-methyl-4-(1*H*-1,2,3-triazol-5-yl)piperidine·HCl (**M3**) obtained from the above steps instead of 4-(1*H*-1,2,3-triazol-5-yl)piperidine·HCl (**3**) (Yield: 11.2%).

¹H NMR (400 MHz, Methanol-*d*₄) δ 8.77 (s, 2H), 7.67 (s, 1H), 7.39 (s, 1H), 7.33 - 7.26 (m, 1H), 7.14 (d, *J* = 8.0 Hz, 1H), 5.36 - 5.32 (m, 1H), 4.58 (s, 1H), 4.50 (dd, *J* = 7.1, 3.3 Hz, 1H), 4.05 - 3.95 (m, 1H), 2.93 (ddd, *J* = 21.7, 16.1, 6.3 Hz, 2H), 2.14 (d, *J* = 12.4 Hz, 1H), 2.04 - 2.02 (m, 2H), 1.80 (qd, *J* = 13.0, 4.7 Hz, 1H), 1.62 - 1.56 (m, 2H), 1.42 (d, *J* = 6.9 Hz, 3H);

5 MS (ESI, *m/z*) calculated for C₂₃H₂₅BrN₉O [M+H]⁺ 522.13, found 522.15.

[Example 12] Synthesis of 5-(5-(4-(1*H*-1,2,3-Triazol-5-yl)piperidin-1-yl)-1,3,4-oxadiazol-2-yl)-*N*-(5-bromo-2,3-dihydro-1*H*-inden-2-yl)pyridin-2-amine (17a)



Step 1: Synthesis of Ethyl 6-chloronicotinate (A4a)

6-chloronicotinic acid (3.2 mmol) and 1,1'-carbonyldiimidazole (3.5 mmol) were added into THF under Ar gas at room temperature. The reaction mixture was stirred for 3 h at the same temperature. To the mixture was slowly added excess EtOH and stirred overnight. THF solvent was removed under vacuum and the resulting mixture was purified by silica gel

15 flash chromatography (hexane/ethyl acetate) to give the subject compound (Yield: 62.8%).

¹H NMR (400 MHz, Chloroform-*d*) δ 9.00 (dd, *J* = 2.4, 0.6 Hz, 1H), 8.25 (dd, *J* = 8.3, 2.4 Hz, 1H), 7.42 (dd, *J* = 8.3, 0.7 Hz, 1H), 4.42 (q, *J* = 7.1 Hz, 2H), 1.41 (t, *J* = 7.1 Hz, 3H);

MS (ESI, *m/z*) calculated for C₈H₉ClNO₂ [M+H]⁺ 186.03 found 186.05.

Step 2: Synthesis of Ethyl 6-((5-bromo-2,3-dihydro-1*H*-inden-2-

yl)amino)nicotinate (A5a)

The subject compound was synthesized according to the same procedure as in Step 1 of Example 1, except for the use of 5-bromo-2,3-dihydro-1*H*-inden-2-amine instead of 2,3-dihydro-1*H*-inden-2-amine, and the use of ethyl 6-chloronicotinate (**A4a**) instead of ethyl 2-chloropyrimidine-5-carboxylate (Yield: 12.4%).

¹H NMR (400 MHz, Chloroform-*d*) δ 8.75 (d, *J* = 1.8 Hz, 1H), 7.99 (dd, *J* = 8.8, 2.2 Hz, 1H), 7.35 (s, 1H), 7.30 (d, *J* = 8.1 Hz, 1H), 7.09 (d, *J* = 8.0 Hz, 1H), 6.36 (d, *J* = 8.8 Hz, 1H), 5.30 (d, *J* = 8.1 Hz, 1H), 4.78-4.59 (m, 1H), 4.33 (q, *J* = 7.1 Hz, 2H), 3.42-3.25 (m, 2H), 2.93-2.74 (m, 2H), 1.36 (t, *J* = 7.1 Hz, 3H); MS (ESI, *m/z*) calculated for C₁₇H₁₈BrN₂O₂ [M+H]⁺ 361.05 found 361.00.

Step 3: Synthesis of 6-((5-Bromo-2,3-dihydro-1*H*-inden-2-yl)amino)nicotinohydrazide (A6a)

The subject compound was synthesized according to the same procedure as in Step 2 of Example 1, except for the use of compound **A5a** instead of compound **5a** (Yield: 84.1%).

¹H NMR (400 MHz, DMSO-*d*₆) δ 9.43 (s, 1H), 8.49 (d, *J* = 2.0 Hz, 1H), 7.84-7.74 (m, 3H), 7.44 (s, 1H), 7.39-7.30 (m, 2H), 7.25-7.17 (m, 1H), 6.53-6.40 (m, 1H), 4.63 (q, *J* = 5.7 Hz, 1H), 3.28-3.18 (m, 2H), 2.89-2.73 (m, 2H); ; MS (ESI, *m/z*) calculated for C₁₅H₁₆BrN₄O [M+H]⁺ 347.05 found 347.05.

Step 4: Synthesis of 5-(6-((5-Bromo-2,3-dihydro-1*H*-inden-2-yl)amino)pyridin-3-yl)-1,3,4-oxadiazol-2(3*H*)-one (A7a)

To a solution of compound **A6a** (0.2 mmol) in DMF were added 1,1'-carbonyldiimidazole (0.22 mmol) and TEA (0.2 mmol) at room temperature and stirred 3 h. The DMF solvent was removed under vacuum and the crude mixture was purified by silica gel flash chromatography (hexane/ethyl acetate) to give the subject compound (Yield: 84.0%).

¹H NMR (400 MHz, DMSO-*d*₆) δ 10.94-10.85 (m, 1H), 10.21 (dd, *J* = 8.9, 2.4 Hz, 1H), 10.13-10.07 (m, 1H), 9.95 (s, 1H), 9.87-9.82 (m, 1H), 9.71 (d, *J* = 8.0 Hz, 1H), 9.12-9.05 (m, 1H), 7.17 (q, *J* = 5.8 Hz, 1H), 5.81-5.71 (m, 2H), 5.38-5.26 (m, 2H); MS (ESI, *m/z*) calculated for C₁₆H₁₄BrN₄O₂ [M+H]⁺ 373.03 found 373.00.

Step 5: Synthesis of 5-(5-(4-(1*H*-1,2,3-Triazol-5-yl)piperidin-1-yl)-1,3,4-oxadiazol-2-yl)-*N*-(5-bromo-2,3-dihydro-1*H*-inden-2-yl)pyridin-2-amine (17a)

The subject compound was synthesized according to the same procedure as in Step 4 of Example 1, except for the use of compound **A7a** instead of compound **7a** (Yield: 57.2%).

¹H NMR (400 MHz, Chloroform-*d*) δ 8.60 (dd, *J* = 2.4, 0.7 Hz, 1H), 7.98 (dd, *J* = 8.8, 2.4 Hz, 1H), 7.54 (s, 1H), 7.38 (s, 1H), 7.31 (dd, *J* = 7.8, 1.9 Hz, 1H), 7.11 (d, *J* = 7.9 Hz, 1H), 6.46 (dd, *J* = 8.9, 0.8 Hz, 1H), 5.24 (d, *J* = 7.5 Hz, 1H), 4.74 - 4.62 (m, 1H), 4.19 - 4.09 (m, 2H), 3.45 - 3.20 (m, 4H), 3.06 (tt, *J* = 11.4, 3.7 Hz, 1H), 2.95 - 2.80 (m, 2H), 2.15 (dd, *J* = 13.8, 3.8 Hz, 2H), 1.97 - 1.83 (m, 2H); MS (ESI, *m/z*) calculated for C₂₃H₂₄BrN₈O [M+H]⁺ 507.13, found 507.15.

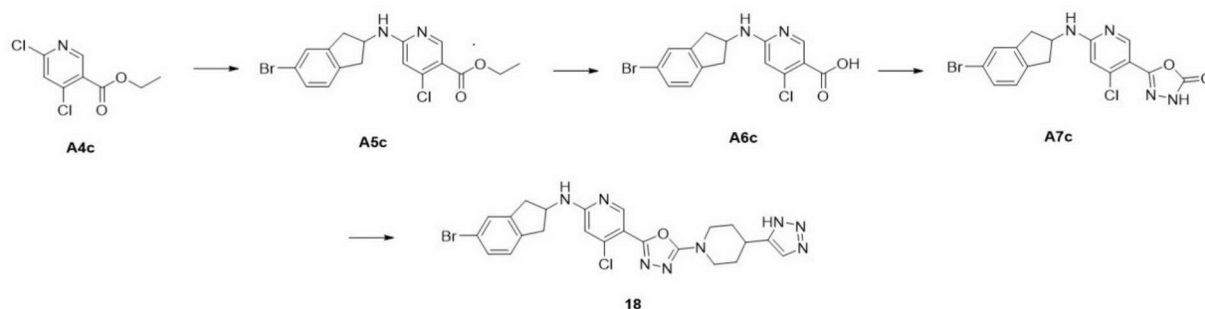
[Example 13] Synthesis of 5-(5-(4-(1*H*-1,2,3-Triazol-5-yl)piperidin-1-yl)-1,3,4-oxadiazol-2-yl)-*N*-(5-bromo-2,3-dihydro-1*H*-inden-2-yl)pyrazin-2-amine (17b)

The subject compound was synthesized according to the same procedure as in Example 12, except for the use of 5-chloropyrazin-2-carboxylic acid instead of 6-chloronicotinic acid (Yield: 48.5%).

¹H NMR (400 MHz, Methanol-*d*₄) δ 8.60 (d, *J* = 1.3 Hz, 1H), 7.93 (d, *J* = 1.5 Hz, 1H), 7.68 (s, 1H), 7.40 (s, 1H), 7.30 (dd, *J* = 8.1, 1.9 Hz, 1H), 7.15 (d, *J* = 8.0 Hz, 1H), 4.77 (tt, *J* = 7.2, 3.6 Hz, 2H), 4.13 (dt, *J* = 13.3, 3.5 Hz, 2H), 3.44 - 3.32 (m, 4H), 3.10 (ddt, *J* = 11.6, 7.4, 3.7 Hz, 1H), 2.90 (ddd, *J* = 19.0, 16.1, 5.4 Hz, 2H), 2.18 - 2.08 (m, 2H), 1.93 - 1.76 (m, 2H);

MS (ESI, m/z) calculated for $C_{22}H_{23}BrN_9O$ $[M+H]^+$ 508.12, found 508.15.

[Example 14] Synthesis of 5-(5-(4-(1*H*-1,2,3-Triazol-5-yl)piperidin -1-yl)-1,3,4-oxadiazol-2-yl)-*N*-(5-bromo-2,3-dihydro-1*H*-inden-2-yl)-4-chloropyridin-2-amine (18)



Step 1: Synthesis of ethyl 6-((5-Bromo-2,3-dihydro-1*H*-inden-2-yl)amino)-4-chloronicotinate (A5c)

The subject compound was synthesized according to the same procedure as compound **A5a** using ethyl 4,6-dichloronicotinate (Yield: 64.2%).

1H NMR (400 MHz, Chloroform-*d*) δ 8.68 (s, 1H), 8.40 (d, J = 6.3 Hz, 1H), 7.39 (s, 1H), 7.33 (dd, J = 8.0, 1.8 Hz, 1H), 7.11 (d, J = 8.0 Hz, 1H), 6.62 (s, 1H), 4.40-4.26 (m, 3H), 3.40 (td, J = 16.6, 7.0 Hz, 2H), 2.92 (ddd, J = 20.7, 16.3, 4.8 Hz, 2H), 1.36 (t, J = 7.1 Hz, 3H); MS (ESI, m/z) calculated for $C_{17}H_{17}BrClN_2O_2$ $[M+H]^+$ 395.02 found 395.05.

Step 2: Synthesis of 6-((5-Bromo-2,3-dihydro-1*H*-inden-2-yl)amino)-4-chloronicotinic acid (A6c)

To a solution of compound **A5c** (0.50 mmol) in EtOH and water was added lithium hydroxide (1.5 mmol) at room temperature and stirred overnight. The resulting mixture was poured into DCM, washed with H_2O (40 ml), and dried over $MgSO_4$. The crude mixture was purified by silica gel flash chromatography (hexane/ethyl acetate) to give the subject compound (Yield: 64.2%).

¹H NMR (400 MHz, DMSO-*d*₆) δ 8.61 (d, *J* = 6.1 Hz, 1H), 8.51 (s, 1H), 7.47 (s, 1H), 7.35 (dd, *J* = 8.0, 1.9 Hz, 1H), 7.23 (d, *J* = 8.0 Hz, 1H), 6.90 (s, 1H), 4.49 (h, *J* = 6.8 Hz, 1H), 3.38 (ddd, *J* = 20.2, 16.4, 7.0 Hz, 2H), 2.84 (ddd, *J* = 21.3, 16.3, 4.7 Hz, 2H); MS (ESI, *m/z*) calculated for C₁₅H₁₃BrClN₂O₂ [M+H]⁺ 366.98 found 366.95.

Step 3: Synthesis of 5-(6-((5-Bromo-2,3-dihydro-1*H*-inden-2-yl)amino)-4-chloropyridin-3-yl)-1,3,4-oxadiazol-2(3*H*)-yl (A7c)

To a solution of compound **A6c** (0.25 mmol) in THF was added 1,1'-carbonyldiimidazole (0.27 mmol) under Ar gas at room temperature and stirred for 3 h. To the solution was added hydrazine monohydrate (2.5 mmol) and stirred overnight. The resulting mixture was evaporated under vacuum. 1,1'-carbonyldiimidazole (0.27 mmol) and triethylamine (0.25 mmol) was added to the solution of the crude mixture in DMF. The reaction mixture was stirred 3 h and the crude mixture was purified by silica gel flash chromatography (hexane/ethyl acetate) to give the subject compound (Yield: 59.6%).

¹H NMR (400 MHz, DMSO-*d*₆) δ 12.74 (s, 1H), 8.30 (s, 1H), 7.48 (s, 1H), 7.43-7.33 (m, 2H), 7.24 (d, *J* = 8.0 Hz, 1H), 7.04 (s, 1H), 4.65-4.53 (m, 1H), 3.49-3.36 (m, 2H), 2.91-2.76 (m, 2H); MS (ESI, *m/z*) calculated for C₁₆H₁₃BrClN₄O₂ [M+H]⁺ 406.99 found 407.00.

Step 4: Synthesis of 5-(5-(4-(1*H*-1,2,3-Triazol-5-yl)piperidin-1-yl)-1,3,4-oxadiazol-2-yl)-*N*-(5-bromo-2,3-dihydro-1*H*-inden-2-yl)-4-chloropyridin-2-amine (18)

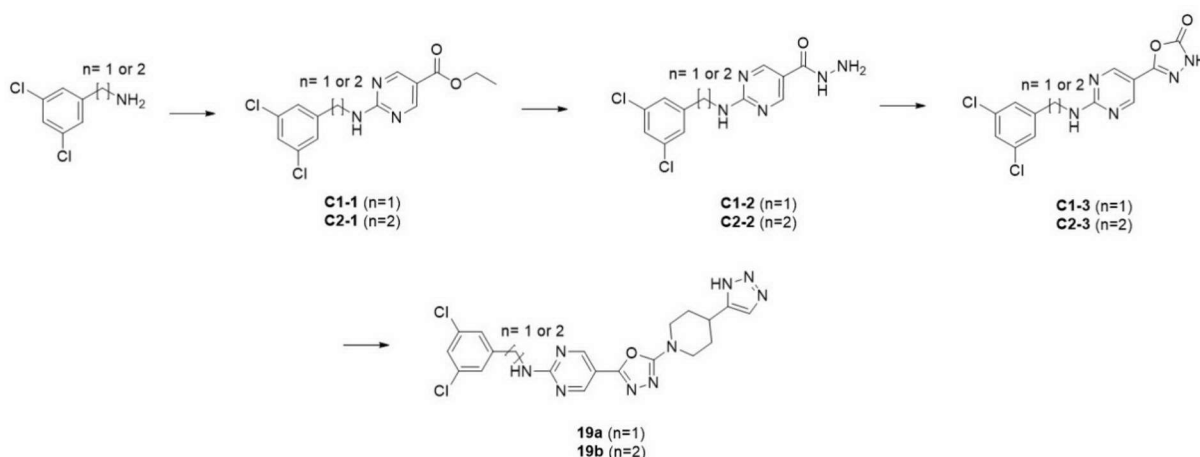
The subject compound was synthesized according to the same procedure as in Step 4 of Example 1 using compound **A7c** (Yield: 67.8%).

¹H NMR (400 MHz, DMSO-*d*₆) δ 14.73 (s, 1H), 8.49 (s, 1H), 8.12 (d, *J* = 6.9 Hz, 1H), 7.69 (s, 1H), 7.50 (d, *J* = 1.9 Hz, 1H), 7.37 (dd, *J* = 8.0, 2.0 Hz, 1H), 7.26 (d, *J* = 8.0 Hz, 1H), 7.02 (s, 1H), 4.60 (tt, *J* = 6.9, 2.8 Hz, 1H), 4.05 - 3.96 (m, 2H), 3.42 (ddd, *J* = 19.8, 16.3, 6.8 Hz, 2H), 3.25 (td, *J* = 12.5, 2.7 Hz, 2H), 3.01 (tt, *J* = 11.5, 3.7 Hz, 1H), 2.87 (ddd, *J* = 20.8,

16.4, 4.1 Hz, 2H), 2.06 - 1.96 (m, 2H), 1.70 (qd, $J = 12.6, 4.2$ Hz, 2H); MS (ESI, m/z) calculated for $C_{23}H_{23}BrClN_8O$ $[M+H]^+$ 541.09, found 541.10.

[Example 15] Synthesis of 5-(5-(4-(1*H*-1,2,3-Triazol-5-yl)piperidin-1-yl)-1,3,4-

5 oxadiazol-2-yl)-*N*-(3,5-dichlorobenzyl)pyrimidin-2-amine (19a)



The subject compound was synthesized according to the same procedure as in Example 1, except for the use of (3,5-dichlorophenyl)methanamine instead of 2,3-dihydro-1*H*-inden-2-amine (Yield: 48.7%).

1H NMR (400 MHz, DMSO- d_6) δ 8.84 - 8.67 (m, 2H), 8.46 (t, $J = 6.4$ Hz, 1H), 7.69 (s, 1H), 7.48 (t, $J = 2.0$ Hz, 1H), 7.36 (d, $J = 1.9$ Hz, 2H), 4.57 (d, $J = 6.3$ Hz, 2H), 3.99 (dt, $J = 13.1, 3.5$ Hz, 2H), 3.27 - 3.16 (m, 2H), 3.05 - 2.95 (m, 1H), 2.07 - 1.98 (m, 2H), 1.77 - 1.62 (m, 2H); MS (ESI, m/z) calculated for $C_{20}H_{20}Cl_2N_9O$ $[M+H]^+$ 472.12, found 472.10.

[Example 16] Synthesis of 5-(5-(4-(1*H*-1,2,3-Triazol-5-yl)piperidin-1-yl)-1,3,4-

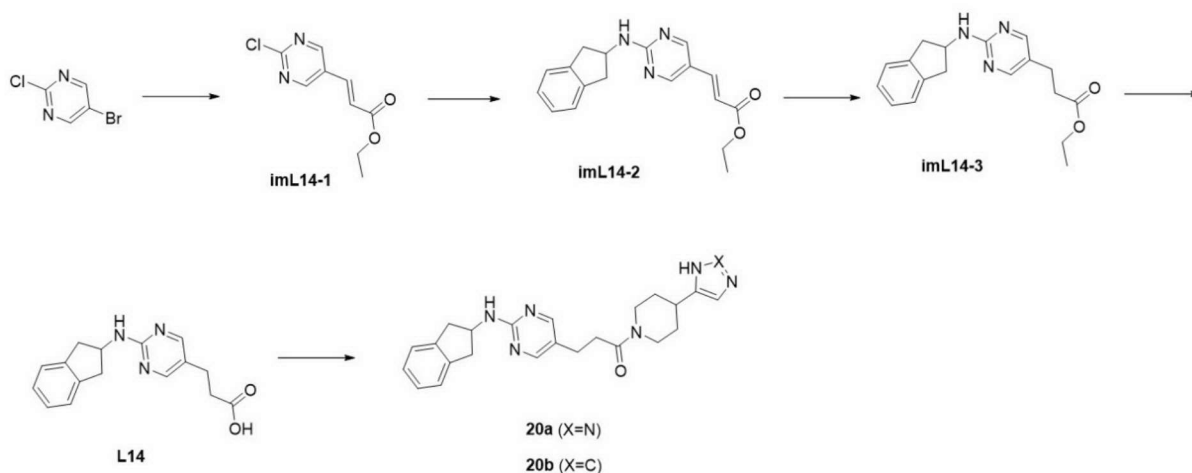
5 oxadiazol-2-yl)-*N*-(3,5-dichlorophenethyl)pyrimidin-2-amine (19b)

The subject compound was synthesized according to the same procedure as in Example 1, except for the use of diisopropylethylamine instead of 2,3-dihydro-1*H*-inden-2-amine (Yield:

54.6%).

¹H NMR (400 MHz, DMSO-*d*₆) δ 8.73 (d, *J* = 8.1 Hz, 2H), 7.97 (t, *J* = 5.8 Hz, 1H), 7.70 (s, 1H), 7.42 (t, *J* = 1.9 Hz, 1H), 7.32 (d, *J* = 1.9 Hz, 2H), 3.99 (dt, *J* = 13.1, 3.6 Hz, 2H), 3.59 (q, *J* = 6.7 Hz, 2H), 3.23 (td, *J* = 12.7, 2.8 Hz, 2H), 3.01 (tt, *J* = 11.6, 3.7 Hz, 1H), 2.89 (t, *J* = 6.9 Hz, 2H), 2.03 (dd, *J* = 13.5, 3.4 Hz, 2H), 1.79 - 1.61 (m, 2H); MS (ESI, *m/z*) calculated for C₂₁H₂₂Cl₂N₉O [M+H]⁺ 486.13, found 486.15.

[Example 17] Synthesis of 1-(4-(1*H*-1,2,3-Triazol-5-yl)piperidin-1-yl)-3-(2-((2,3-dihydro-1*H*-inden-2-yl)amino)pyrimidin-5-yl)propan-1-one (20a)



Step 1: Synthesis of (*E*)-ethyl 3-(2-chloropyrimidin-5-yl)acrylate (imL14-1): A mixture of 5-bromo-2-chloropyrimidine (0.19 g, 1.00 mmol), ethyl acrylate (0.42 mL, 4.00 mmol), palladium (II) diacetate (8.98 mg, 0.04 mmol) and tri(*o*-tolyl)phosphine (30.43 mg, 0.10 mmol) in dimethylformamide (2 mL) and diisopropylethylamine (1 mL) was heated at reflux for 4 h, then cooled to room temperature. The solvent was evaporated to dryness and extracted with ethyl acetate. The extract was washed with brine and dried over sodium sulfate, then concentrated. The residue was separated by column chromatography (ethyl acetate/hexane) to give the subject compound as a light yellow solid (0.15 g, 71.2%).

¹H NMR (400 MHz, CDCl₃) δ 8.76 (d, *J* = 0.6 Hz, 2H), 7.59 (d, *J* = 16.2 Hz, 1H), 6.58 (d, *J* = 16.2 Hz, 1H), 4.30 (q, *J* = 7.2 Hz, 2H), 1.35 (t, *J* = 7.1 Hz, 3H).

Step 2: Synthesis of (*E*)-ethyl 3-(2-((2,3-dihydro-1*H*-inden-2-yl)amino)pyrimidine-5-yl)acrylate (imL14-2)

The subject compound was synthesized according to the same procedure as in Step 1 of Example 1, using **imL14-1** (0.11 g, 0.50 mmol) instead of ethyl 2-chloropyrimidine-5-carboxylate and using 2-aminoindane (0.80 g, 6.00 mmol) and triethylamine (1.01 g, 10 mmol) as white solid (0.11 g, 71.5%).

¹H NMR (400 MHz, CDCl₃) δ 8.38 (br s, 2H), 7.48 (d, *J* = 16.1 Hz, 1H), 7.26 - 7.14 (m, 4H), 6.29 (d, *J* = 16.1 Hz, 1H), 6.01 (s, 1H), 4.96 - 4.78 (m, 1H), 4.26 (q, *J* = 7.1 Hz, 2H), 3.41 (dd, *J* = 16.0, 7.0 Hz, 2H), 2.90 (dd, *J* = 16.0, 4.8 Hz, 2H), 1.34 (t, *J* = 7.1 Hz, 3H).

Step 3: Synthesis of Ethyl 3-(2-((2,3-dihydro-1*H*-inden-2-yl)amino)pyrimidine-5-yl)propanoate (imL14-3)

In the round bottom flask containing **imL14-2** (92.81 mg, 0.30 mmol) in ethyl acetate/methanol/tetrahydrofuran (1:2:1) (20 mL), palladium hydroxide on carbon (50 mg) was slowly added to the mixture at room temperature. The reaction mixture was stirred at room temperature under hydrogen gas for 6h. The mixture was filtrated through celite® and the filtrate was concentrated. The residue was purified by column chromatography (Ethyl acetate/Hexane) to give the subject compound as a white solid (78.56 mg, 84.1%).

¹H NMR (400 MHz, CDCl₃) δ 8.10 (s, 2H), 7.25 - 7.13 (m, 4H), 5.65 (d, *J* = 7.8 Hz, 1H), 4.84 - 4.68 (m, 1H), 4.13 (q, *J* = 7.2 Hz, 2H), 3.38 (dd, *J* = 16.0, 7.0 Hz, 2H), 2.86 (dd, *J* = 15.9, 5.0 Hz, 2H), 2.74 (t, *J* = 7.5 Hz, 2H), 2.54 (t, *J* = 7.3 Hz, 2H), 1.25 (t, *J* = 7.1 Hz, 3H).

Step 4: Synthesis of 3-(2-((2,3-Dihydro-1*H*-inden-2-yl)amino)pyrimidine-5-yl)propanoic acid (L14)

A solution of lithium hydroxide (5.00 mmol) in water (2 mL) was added to the solution of **imL14-3** (1.00 mmol) in mixture of tetrahydrofuran/methanol (18 ml: 2 ml). The reaction mixture was stirred at room temperature for 6 h. Then solvent was evaporated and dissolved again in water and acidified by 1M hydrochloric acid. The mixture was extracted with ethyl acetate and washed with water. The organic layer was dried over anhydrous sodium sulfate and concentrated. The product was purified by column chromatography (Ethyl acetate/Hexane) to give the subject compound as a white solid (60.33 mg, 84.4%).

Step 5: Synthesis of 1-(4-(1*H*-1,2,3-Triazol-5-yl)piperidin-1-yl)-3-(2-((2,3-dihydro-1*H*-inden-2-yl)amino)pyrimidin-5-yl)propan-1-one (20a)

To a 10-mL vial containing 2 ml of *N,N'*-dimethylformamide were added **L14** (0.10 mmol), 4-(1*H*-1,2,3-triazol-5-yl)piperidine·HCl (22.64 mg, 0.12 mmol) and *N,N*-diisopropylethylamine (38.77 mg, 0.30 mmol). *N,N,N',N'*-Tetramethyl-*O*-(1*H*-benzotriazol-1-yl)uronium hexafluorophosphate (HBTU) (45.51 mg, 0.12 mmol) was then added to stirring mixture. The reaction mixture was continued to stir at room temperature overnight. The solvent was evaporated to dryness and the crude product was separated by column chromatography (dichloromethane/methanol) to give the subject compound as a white solid (36.95 mg, 88.5%).

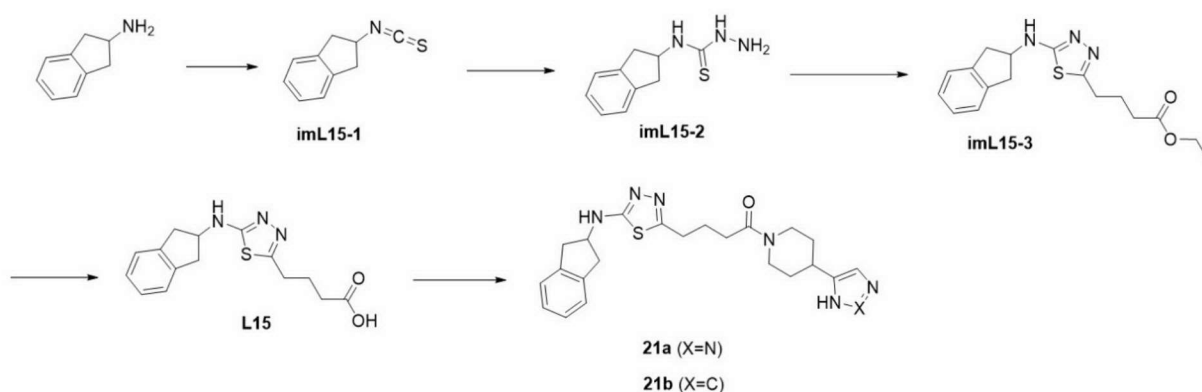
¹H NMR (400 MHz, CDCl₃) δ 13.71 (s, 1H), 8.19 (s, 2H), 7.47 (s, 1H), 7.23 - 7.18 (m, 2H), 7.18 - 7.13 (m, 2H), 5.77 (d, *J* = 7.6 Hz, 1H), 4.83 - 4.70 (m, 1H), 4.71 - 4.57 (m, 1H), 3.94 - 3.81 (m, 1H), 3.37 (dd, *J* = 16.0, 7.1 Hz, 2H), 3.21 - 3.09 (m, 1H), 3.07 - 2.94 (m, 1H), 2.91 - 2.73 (m, 5H), 2.60 (t, *J* = 7.2 Hz, 2H), 2.08 - 1.98 (m, 2H), 1.71 - 1.49 (m, 2H); HRMS (ESI) *m/z* (*M*+*H*)⁺ calcd for C₂₃H₂₈N₇O = 418.24; found 418.2354.

[Example 18] Synthesis of 1-(4-(1*H*-Imidazol-5-yl)piperidin-1-yl)-3-(2-((2,3-dihydro-1*H*-inden-2-yl)amino)pyrimidin-5-yl)propan-1-one (20b)

The subject compound was synthesized according to the same procedure as in Example 17, except for the use of (1*H*-imidazol-5-yl)piperidine (18.14 mg, 0.12 mmol) instead of 4-(1*H*-1,2,3-triazol-5-yl)piperidine·HCl in Step 5 (27.49 mg, 68.0%).

¹H NMR (400 MHz, CDCl₃) δ 9.97 (s, 1H), 8.17 (s, 2H), 7.55 (d, *J* = 1.2 Hz, 1H), 7.25 - 7.19 (m, 2H), 7.19 - 7.13 (m, 2H), 6.74 (s, 1H), 5.40 (d, *J* = 7.8 Hz, 1H), 4.80 - 4.71 (m, 1H), 4.69 - 4.61 (m, 1H), 3.90 - 3.80 (m, 1H), 3.37 (dd, *J* = 15.9, 7.0 Hz, 2H), 3.16 - 3.07 (m, 1H), 2.89 - 2.77 (m, 5H), 2.76 - 2.68 (m, 1H), 2.58 (t, *J* = 7.4 Hz, 2H), 2.09 - 1.98 (m, 2H), 1.60 - 1.44 (m, 2H); HRMS (ESI) *m/z* (*M*+*H*)⁺ calcd for C₂₄H₂₉N₆O = 417.24; found 417.2400.

[Example 19] Synthesis of 1-(4-(1*H*-1,2,3-Triazol-5-yl)piperidin-1-yl)-4-(5-((2,3-dihydro-1*H*-inden-2-yl)amino)-1,3,4-thiadiazol-2-yl)butan-1-one (21a)



Step 1: Synthesis of 2-Isothiocyanato-2,3-dihydro-1*H*-indene (imL15-1)

To the cooling mixture of 2-aminoindane (0.13 g, 1.00 mmol) and *N,N*-diisopropylethylamine (38.77 mg, 0.30 mmol) in dichloromethane (5 mL) was added dropwise thiophosgene (115.00 μL, 0.15 mmol) at 0 °C. The reaction mixture was stirred at room temperature for 3 h, then solvent was evaporated to dryness. The residue was dissolved in ethyl acetate and washed with brine. The organic layer was dried over anhydrous sodium sulfate and concentrated. The product was purified by column chromatography (Hexane) to give the subject

compound as a light brown solid (0.173 g, 98.8%).

^1H NMR (400 MHz, CDCl_3) δ 7.26 - 7.19 (m, 4H), 4.53 (tt, J = 6.9, 5.2 Hz, 1H), 3.32 (dd, J = 15.9, 7.0 Hz, 2H), 3.16 (dd, J = 15.8, 5.2 Hz, 2H).

Step 2: Synthesis of *N*-(2,3-dihydro-1*H*-inden-2-yl)hydrazinecarbothioamide

5 **(imL15-2)**

Hydrazine hydrate (200 μL) was added to the solution of **imL15-1** (0.14 g, 0.08 mmol) in ethanol (5 mL). The reaction mixture was stirred at room temperature overnight. The solvent was evaporated to dryness and extracted with ethyl acetate and washed with brine. The organic layer was dried over anhydrous sodium sulfate and concentrated. The product was purified by
10 column chromatography (Ethyl acetate/Hexane) to give the subject compound as a light yellow solid (0.156 g, 94.3%).

^1H NMR (400 MHz, CDCl_3) δ 7.59 (s, 1H), 7.28 - 7.14 (m, 4H), 5.24 - 5.13 (m, 1H), 3.68 (s, 1H), 3.43 (dd, J = 16.2, 7.2 Hz, 2H), 2.93 (dd, J = 16.2, 4.7 Hz, 2H), 1.37 - 1.16 (m, 2H).

15 **Step 3: Synthesis of Ethyl 4-(5-((2,3-dihydro-1*H*-inden-2-yl)amino)-1,3,4-thiadiazol-2-yl)butanoate (imL15-3)**

A solution of ethyl 4-cyanobutanoate (70.59 mg, 0.50 mmol) and **imL15-2** (0.10 g, 0.50 mmol) was stirred in trifluoroacetic acid (3mL) at 80 °C overnight. The mixture was cooled to 0 °C and quenched with saturated sodium hydrogen carbonate solution, then extracted with
20 ethyl acetate. The organic layer was dried over anhydrous sodium sulfate and concentrated. The product was purified by column chromatography (dichloromethane/methanol) to give the subject compound as a white solid (0.10 g, 62.5%).

^1H NMR (400 MHz, CDCl_3) δ 7.26 - 7.13 (m, 4H), 6.01 (s, 1H), 4.42 (p, J = 5.7 Hz, 1H), 4.13 (q, J = 7.1 Hz, 2H), 3.38 (dd, J = 16.1, 6.9 Hz, 2H), 3.11 - 2.86 (m, 4H), 2.41 (t, J =

7.4 Hz, 2H), 2.05 (p, $J = 7.4$ Hz, 2H), 1.26 (t, $J = 7.1$ Hz, 3H).

Step 4: Synthesis of 4-(5-((2,3-Dihydro-1*H*-inden-2-yl)amino)-1,3,4-thiadiazol-2-yl)butanoic acid (L15)

The subject compound was synthesized according to the same procedure as in Step 4 of Example 17 using **imL15-3** (0.10 g, 0.30 mmol) as a white solid (68.90 mg, 75.7%).

Step 5: Synthesis of 1-(4-(1*H*-1,2,3-Triazol-5-yl)piperidin-1-yl)-4-(5-((2,3-dihydro-1*H*-inden-2-yl)amino)-1,3,4-thiadiazol-2-yl)butan-1-one (21a)

To a 10-mL vial containing 2 ml of *N,N'*-dimethylformamide were added **L15** (0.10 mmol), 4-(1*H*-1,2,3-triazol-5-yl)piperidine·HCl (0.12 mmol) and *N,N*-diisopropylethylamine (0.30 mmol). *N,N,N',N'*-Tetramethyl-*O*-(1*H*-benzotriazol-1-yl)uronium hexafluorophosphate (HBTU) (0.12 mmol) was then added to stirring mixture. The reaction mixture was continued to stir at room temperature overnight. The solvent was evaporated to dryness and the crude product was separated by column chromatography (dichloromethane/methanol) to give the subject compound as a white solid (19.34 mg, 44.2%).

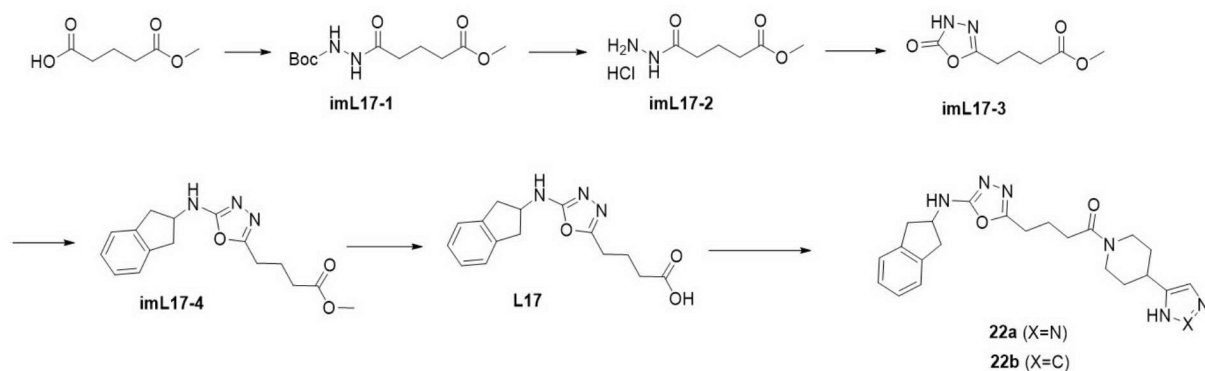
¹H NMR (400 MHz, CDCl₃) δ 7.47 (s, 1H), 7.24 - 7.16 (m, 4H), 6.33 - 5.57 (m, 1H), 4.66 - 4.56 (m, 1H), 4.50 - 4.40 (m, 1H), 3.94 - 3.85 (m, 1H), 3.43 - 3.33 (m, 2H), 3.19 - 3.09 (m, 1H), 3.06 - 2.92 (m, 5H), 2.77 - 2.68 (m, 1H), 2.53 - 2.39 (m, 2H), 2.19 - 2.04 (m, 2H), 2.04 - 1.92 (m, 2H), 1.80 - 1.61 (m, 2H); HRMS (ESI) m/z (M+H)⁺ calcd for C₂₂H₂₈N₇OS = 438.21; found 438.2076

[Example 20] Synthesis of 1-(4-(1*H*-Imidazol-5-yl)piperidin-1-yl)-4-(5-((2,3-dihydro-1*H*-inden-2-yl)amino)-1,3,4-thiadiazol-2-yl)butan-1-one (21b): The subject compound was synthesized according to the same procedure as in Step 5 of Example 19, except for the use of 4-(1*H*-imidazol-5-yl)piperidine (18.14 mg, 0.12 mmol) instead of 4-(1*H*-1,2,3-

triazol-5-yl)piperidine·HCl(0.12 mmol), as a white solid (38.24 mg, 68.0%).

¹H NMR (400 MHz, CDCl₃) δ 7.52 (s, 1H), 7.22 - 7.12 (m, 4H), 6.73 (s, 1H), 6.62 - 6.51 (m, 1H), 4.60 - 4.53 (m, 1H), 4.49 - 4.39 (m, 1H), 3.87 - 3.78 (m, 1H), 3.40 - 3.28 (m, 2H), 3.12 - 3.03 (m, 1H), 3.01 - 2.90 (m, 4H), 2.88 - 2.78 (m, 1H), 2.70 - 2.59 (m, 1H), 2.48 - 2.34 (m, 2H), 2.11 - 1.89 (m, 4H), 1.68 - 1.49 (m, 2H); HRMS (ESI) m/z (M+H)⁺ calcd for C₂₃H₂₉N₆OS = 437.21; found 437.2126.

[Example 21] Synthesis of 1-(4-(1*H*-1,2,3-Triazol-5-yl)piperidin-1-yl)-4-(5-((2,3-dihydro-1*H*-inden-2-yl)amino)-1,3,4-oxadiazol-2-yl)butan-1-one (22a)



Step 1: Synthesis of *tert*-Butyl 2-(5-methoxy-5-oxopentanoyl)hydrazine carboxylate (imL17-1)

To a mixture containing monomethyl glutarate (5.00 mmol), *tert*-butyl carbazate (6.00 mmol) and 4-dimethylaminopyridine (0.025 mmol) in dichloromethane (2 mL) was added *N*-(3-dimethylaminopropyl)-*N'*-ethylcarbodiimide hydrochloride (6.00 mmol). The reaction mixture was continued to stir at room temperature overnight. The mixture was extracted with dichloromethane and washed with water. The organic layer was dried over anhydrous sodium sulfate and concentrated. The crude product was separated by column chromatography (ethyl acetate/hexane) to give the subject compound as a white solid (1.14 g, 87.6%).

Step 2: Synthesis of Methyl 5-hydrazinyl-5-oxopentanoate hydrochloride (imL17-2)

The subject compound was synthesized according to the same procedure as in Step 2 of Preparative Example 1 using **imL17-1** (0.52 g, 2.00 mmol) as white solid (quantitative).

5 ^1H NMR (400 MHz, MeOD) δ 3.66 (s, 3H), 2.41 (t, J = 7.3 Hz, 2H), 2.36 (t, J = 7.4 Hz, 2H), 1.94 (p, J = 7.4 Hz, 2H).

Step 3: Synthesis of Methyl 4-(5-oxo-4,5-dihydro-1,3,4-oxadiazol-2-yl)butanoate (imL17-3)

10 To a solution of **im17-2** (0.52 g, 2.00 mmol) in dioxane (10 mL) was added 4.0 M hydrogen chloride solution in dioxane (2 mL). The reaction mixture was stirred at room temperature overnight. The solvent was evaporated to dryness to give the subject compound as a white solid (quantitative).

^1H NMR (400 MHz, MeOD) δ 3.66 (s, 3H), 2.41 (t, J = 7.3 Hz, 2H), 2.36 (t, J = 7.4 Hz, 2H), 1.94 (p, J = 7.4 Hz, 2H).

15 **Step 4: Synthesis of Methyl 4-(5-((2,3-dihydro-1*H*-inden-2-yl)amino)-1,3,4-oxadiazol-2-yl)butanoate (imL17-4)**

The subject compound was synthesized according to the same procedure as in Step 4 of Example 1 using **imL17-3** (0.149 mg, 0.80 mmol) and 2-aminoindane (0.13 g, 0.96 mmol), as a white solid (0.12 g, 50.2%).

20 ^1H NMR (400 MHz, CDCl_3) δ 7.27 - 7.15 (m, 4H), 5.34 (s, 1H), 4.51 (qt, J = 6.9, 4.6 Hz, 1H), 3.67 (s, 3H), 3.36 (dd, J = 16.1, 6.9 Hz, 2H), 2.97 (dd, J = 16.1, 4.6 Hz, 2H), 2.74 (t, J = 7.3 Hz, 2H), 2.43 (t, J = 7.3 Hz, 2H), 2.03 (p, J = 7.3 Hz, 2H).

Step 5: Synthesis of 4-(5-((2,3-Dihydro-1*H*-inden-2-yl)amino)-1,3,4-oxadiazol-2-yl)butanoic acid (L17)

The subject compound was synthesized according to the same procedure as in Step 4 of Example 17, except for the use of **imL17-4** (0.12 g, 0.40 mmol) instead of **imL14-3**, as a white solid (0.11g, 96.8%).

¹H NMR (400 MHz, CDCl₃) δ 8.42 (br s, 1H), 7.25 - 7.14 (m, 4H), 6.09 (br s, 1H), 4.47 (tt, *J* = 7.0, 5.2 Hz, 1H), 3.35 (dd, *J* = 16.0, 7.0 Hz, 2H), 2.95 (dd, *J* = 16.0, 5.2 Hz, 2H), 2.77 (t, *J* = 7.3 Hz, 2H), 2.43 (t, *J* = 7.1 Hz, 2H), 2.02 (p, *J* = 7.2 Hz, 2H).

Step 6: Synthesis of 1-(4-(1*H*-1,2,3-Triazol-5-yl)piperidin-1-yl)-4-(5-((2,3-dihydro-1*H*-inden-2-yl)amino)-1,3,4-oxadiazol-2-yl)butan-1-one (22a)

The subject compound was synthesized according to the same procedure as in Step 5 of Example 19 using **L17** (28.73 mg, 0.10 mmol) and 4-(1*H*-1,2,3-triazol-5-yl)piperidine·HCl (22.64 mg, 0.12 mmol), as a white solid (28.37 mg, 67.3%).

¹H NMR (400 MHz, CDCl₃) δ 13.51 (s, 1H), 7.46 (s, 1H), 7.25 - 7.14 (m, 4H), 5.54 - 5.41 (m, 1H), 4.63 - 4.55 (m, 1H), 4.55 - 4.48 (m, 1H), 3.95 - 3.87 (m, 1H), 3.41 - 3.32 (m, 2H), 3.19 - 3.10 (m, 1H), 3.06 - 2.92 (m, 3H), 2.83 - 2.70 (m, 3H), 2.54 - 2.41 (m, 2H), 2.17 - 1.93 (m, 4H), 1.78 - 1.58 (m, 2H); HRMS (ESI) *m/z* (*M*+*H*)⁺ calcd for C₂₂H₂₈N₇O₂ = 422.2299; found 422.2300

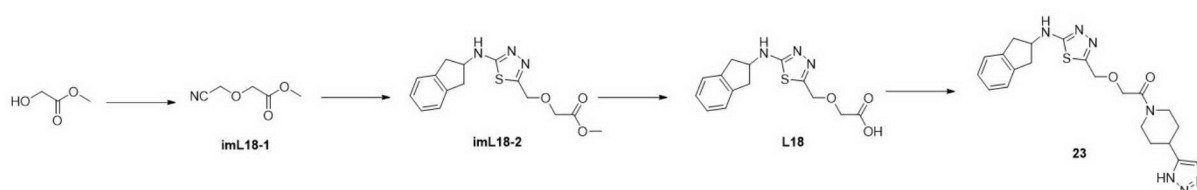
[Example 22] Synthesis of 1-(4-(1*H*-Imidazol-5-yl)piperidin-1-yl)-4-(5-((2,3-dihydro-1*H*-inden-2-yl)amino)-1,3,4-oxadiazol-2-yl)butan-1-one (22b)

The subject compound was synthesized according to the same procedure as in Example 21, except for the use of 4-(1*H*-imidazol-5-yl)piperidine (18.14 mg, 0.12 mmol) instead of 4-(1*H*-1,2,3-triazol-5-yl)piperidine·HCl in Step 6 (Yield: 69.4%).

¹H NMR (400 MHz, CDCl₃) δ 7.50 (d, *J* = 1.2 Hz, 1H), 7.23 - 7.14 (m, 4H), 6.73 (s, 1H), 6.00 - 5.92 (m, 1H), 4.62 - 4.55 (m, 1H), 4.53 - 4.44 (m, 1H), 3.93 - 3.81 (m, 1H), 3.38 -

3.30 (m, 2H), 3.13 - 3.05 (m, 1H), 3.02 - 2.92 (m, 2H), 2.89 - 2.80 (m, 1H), 2.79 - 2.70 (m, 2H), 2.70 - 2.61 (m, 1H), 2.48 - 2.36 (m, 2H), 2.10 - 1.91 (m, 4H), 1.70 - 1.52 (m, 2H); HRMS (ESI) m/z (M+H)⁺ calcd for C₂₃H₂₉N₆O₂ = 421.2347; found 421.2348.

5 **[Example 23] Synthesis of 1-(4-(1*H*-1,2,3-Triazol-5-yl)piperidin-1-yl)-2-((5-((2,3-dihydro-1*H*-inden-2-yl)amino)-1,3,4-thiadiazol-2-yl)methoxy)ethanone (23)**



Step 1: Synthesis of Methyl 2-(cyanomethoxy)acetate (imL18-1)

To a solution of methyl glycolate (0.45 g, 5.00 mmol) in dried tetrahydrofuran (10 mL) was added slowly sodium hydride 60% (0.24 g, 6.00 mmol) at room temperature. The reaction mixture was continued to stir at room temperature for 1h until the bubbles ceased. Bromoacetonitrile (0.72 g, 6.00 mmol) was added to mixture and the reaction mixture was continued to stir at room temperature overnight. The mixture was extracted with diethyl ether and washed with water. The organic layer was dried over anhydrous sodium sulfate and concentrated. The product was purified by column chromatography (Ethyl acetate/Hexane) to give the subject compound as a colorless oil (0.395 g, 61.2%).

¹H NMR (400 MHz, CDCl₃) δ 4.46 (s, 2H), 4.25 (s, 2H), 3.80 (s, 3H).

Step 2: Synthesis of Methyl 2-((5-((2,3-dihydro-1*H*-inden-2-yl)amino)-1,3,4-thiadiazol-2-yl)methoxy)acetate (imL18-2)

The mixture of **imL15-2** (0.41 g, 2.00 mmol) and **imL18-1** (0.26 g, 2.00 mmol) was heated in trifluoroacetic acid (3 mL) at 80 °C overnight. The mixture was cooled at 0 °C and quenched with saturated sodium hydrogen carbonate solution, and then extracted with ethyl

acetate. The organic layer was dried over anhydrous sodium sulfate and concentrated. The product was purified by column chromatography (dichloromethane/methanol) to give the subject compound as a white solid (0.29 g, 62.5%).

¹H NMR (400 MHz, CDCl₃) δ 7.26 - 7.16 (m, 4H), 6.04 (s, 1H), 4.84 (s, 2H), 4.52 - 4.38 (m, 1H), 4.17 (s, 2H), 3.77 (s, 3H), 3.40 (dd, *J* = 16.1, 6.8 Hz, 2H), 2.99 (dd, *J* = 16.1, 4.7 Hz, 2H).

Step 3: Synthesis of 2-((5-((2,3-Dihydro-1*H*-inden-2-yl)amino)-1,3,4-thiadiazol-2-yl)methoxy)acetic acid (L18)

The subject compound was synthesized according to the same procedure as in Step 4 of Example 17 using **imL18-2** (0.32 g, 1.00 mmol) (Yield: 91.3%).

¹H NMR (400 MHz, DMSO-*d*₆) δ 8.09 (d, *J* = 6.2 Hz, 1H), 7.30 - 7.11 (m, 4H), 4.70 (s, 2H), 4.52 - 4.39 (m, 1H), 3.91 (s, 2H), 3.29 (dd, *J* = 16.1, 7.1 Hz, 2H), 2.89 (dd, *J* = 16.1, 5.1 Hz, 2H).

Step 4: Synthesis of 1-(4-(1*H*-1,2,3-Triazol-5-yl)piperidin-1-yl)-2-((5-((2,3-dihydro-1*H*-inden-2-yl)amino)-1,3,4-thiadiazol-2-yl)methoxy)ethanone (23)

The subject compound was synthesized according to the same procedure as in Step 5 of Example 17 using **L18** (30.53mg, 0.10mmol) and 4-(1*H*-1,2,3-triazol-5-yl)piperidine·HCl (22.64 mg, 0.12 mmol), as a white solid (Yield: 60.2%).

¹H NMR (400 MHz, CDCl₃) δ 7.46 (s, 1H), 7.24 - 7.12 (m, 4H), 6.49 (br s, 1H), 4.86 - 4.73 (m, 2H), 4.60 - 4.49 (m, 1H), 4.48 - 4.41 (m, 1H), 4.33 - 4.18 (m, 2H), 3.80 - 3.70 (m, 1H), 3.42 - 3.33 (m, 2H), 3.17 - 3.07 (m, 1H), 3.06 - 2.93 (m, 3H), 2.83 - 2.73 (m, 1H), 2.06 - 1.95 (m, 2H), 1.79 - 1.58 (m, 2H); HRMS (ESI) *m/z* (*M*+*H*)⁺ calcd for C₂₁H₂₅N₇O₂S = 462.1863; found 462.1686.

[Example 24] Synthesis of *N*-(5,6-difluoro-2,3-dihydro-1*H*-inden-2-yl)-5-(5-(4-(5-(trifluoromethyl)-1,3,4-oxadiazol-2-yl)piperidin-1-yl)-1,3,4-oxadiazol-2-yl)pyrimidin-2-amine

The subject compound was synthesized according to the same procedure as in Example 1, except for the use of 5,6-difluoro-2,3-dihydro-1*H*-inden-2-amine (**4e**) instead of 2,3-dihydro-1*H*-inden-2-amine (**4a**), and the use of 2-(piperidine-4-yl)-5-(trifluoromethyl)-1,3,4-oxadiazole trifluoroacetate salt (**im19**) instead of 4-(1*H*-1,2,3-triazol-5-yl)piperidine·HCl (**3**) (14.7mg Yield: 30%).

¹H NMR (400 MHz, CDCl₃): δ 8.79 (s, 2H), 7.03 (t, *J* = 8.7 Hz, 2H), 5.71 (d, *J* = 7.6 Hz, 1H), 4.94 - 4.84 (m, 1H), 4.14 (d, *J* = 13.6 Hz, 2H), 3.49 (d, *J* = 4.7 Hz, 1H), 3.43 - 3.25 (m, 5H), 2.86 (dd, *J* = 16.0, 5.2 Hz, 2H), 2.30 (dd, *J* = 13.7, 3.0 Hz, 2H), 2.17 - 2.02 (m, 2H); LCMS *m/z* 535 [M+H]⁺

[Example 25] Synthesis of *N*-(5,6-difluoro-2,3-dihydro-1*H*-inden-2-yl)-5-(5-(4-(5-(difluoromethyl)-1,3,4-oxadiazol-2-yl)piperidin-1-yl)-1,3,4-oxadiazol-2-yl)pyrimidin-2-amine

The subject compound was synthesized according to the same procedure as in Example 1, except for the use of 5,6-difluoro-2,3-dihydro-1*H*-inden-2-amine (**4e**) instead of 2,3-dihydro-1*H*-inden-2-amine (**4a**), and the use of 2-(difluoromethyl)-5-(piperidine-4-yl)-1,3,4-oxadiazole (**im20**) instead of 4-(1*H*-1,2,3-triazol-5-yl)piperidine·HCl (**3**) (32.5mg, Yield: 62.4%).

¹H NMR (400 MHz, CDCl₃): δ 8.78 (s, 2H), 7.03 (t, *J* = 8.8 Hz, 2H), 6.72 - 6.98 (t, *J* = 52 Hz, 1H), 5.77 (d, *J* = 7.4 Hz, 7H), 4.89 (m, 1H), 4.13 (d, *J* = 13.5 Hz, 2H), 3.43 - 3.23 (m, 4H), 2.86 (dd, *J* = 16.0, 5.2 Hz, 2H), 2.29 (dd, *J* = 10.6, 3.2 Hz, 2H), 2.18 - 2.01 (m, 2H), 1.51 (dd, *J* = 12.0, 6.8 Hz, 1H); LCMS *m/z* 517[M+H]⁺

[Example 26] Synthesis of 5-(5-(4-(1,2,4-Oxadiazol-3-yl)piperidin-1-yl)-1,3,4-oxadiazol-2-yl)-N-(5,6-difluoro-2,3-dihydro-1H-inden-2-yl)pyrimidin-2-amine

The subject compound was synthesized according to the same procedure as in Example 1, except for the use of 5,6-difluoro-2,3-dihydro-1H-inden-2-amine (**4e**) instead of 2,3-dihydro-1H-inden-2-amine (**4a**), and the use of 3-(piperidine-4-yl)-1,2,4-oxadiazole instead of 4-(1H-1,2,3-triazol-5-yl)piperidine·HCl (**3**) (12.6mg, Yield: 29.8%).

¹H NMR (400 MHz, DMSO-d₆): δ 9.53 (s, 1H), 8.75 (s, 2H), 8.25 (d, J = 6.7 Hz, 1H), 7.27 (t, J = 9.3 Hz, 2H), 4.69 (dd, J = 13.8, 7.2 Hz, 1H), 3.96 (d, J = 13.1 Hz, 2H), 3.24 (dd, J = 16.1, 7.6 Hz, 4H), 3.17 (dd, J = 9.0, 6.4 Hz, 1H), 2.88 (dd, J = 16.1, 6.5 Hz, 2H), 2.06 (d, J = 11.1 Hz, 2H), 1.83 - 1.70 (m, 2H); LCMS m/z 467[M+H]⁺

[Example 27] Synthesis of 5-(5-(4-(1,3,4-Oxadiazol-2-yl)piperidin-1-yl)-1,3,4-oxadiazol-2-yl)-N-(5,6-difluoro-2,3-dihydro-1H-inden-2-yl)pyrimidin-2-amine

The subject compound was synthesized according to the same procedure as in Example 1, except for the use of 5,6-difluoro-2,3-dihydro-1H-inden-2-amine (**4e**) instead of 2,3-dihydro-1H-inden-2-amine (**4a**), and the use of 2-(piperidine-4-yl)-1,3,4-oxadiazole instead of 4-(1H-1,2,3-triazol-5-yl)piperidine·HCl (**3**) (7.6mg, Yield: 6.7%).

¹H NMR (400 MHz, DMSO-d₆): δ 9.17 (s, 1H), 8.76 (d, J = 11.8 Hz, 2H), 8.26 (d, J = 8.0 Hz, 1H), 7.28 (t, J = 9.1 Hz, 2H), 4.69 (dd, J = 15.0, 7.9 Hz, 1H), 3.95 (d, J = 12.5 Hz, 2H), 3.24 (dd, J = 18.0, 9.2 Hz, 5H), 2.88 (dd, J = 16.3, 6.2 Hz, 2H), 2.12 (d, J = 13.3 Hz, 2H), 1.81 (dd, J = 22.6, 9.9 Hz, 2H); LCMS m/z 467 [M+H]⁺

[Example 28] Synthesis of 5-(5-(4-(1H-Tetrazol-1-yl)piperidin-1-yl)-1,3,4-

oxadiazol-2-yl)-N-(5,6-difluoro-2,3-dihydro-1H-inden-2-yl)pyrimidin-2-amine

The subject compound was synthesized according to the same procedure as in Example 1, except for the use of 5,6-difluoro-2,3-dihydro-1H-inden-2-amine (**4e**) instead of 2,3-dihydro-1H-inden-2-amine (**4a**), and the use of 4-(1H-tetrazol-1-yl)piperidine instead of 4-(1H-1,2,3-triazol-5-yl)piperidine·HCl (**3**) (20.9mg, Yield: 54.4%).

¹H NMR (400 MHz, DMSO-*d*₆) : (DMSO-*d*₆) δ 9.00 (s, 1H), 8.77 (d, J = 10.6 Hz, 2H), 8.27 (d, J = 6.7 Hz, 1H), 7.28 (t, J = 9.4 Hz, 2H), 5.21 (dd, J = 14.3, 8.5 Hz, 1H), 4.68 (dd, J = 14.1, 6.9 Hz, 1H), 4.02 (d, J = 13.5 Hz, 2H), 3.39 (t, J = 11.3 Hz, 2H), 3.24 (dd, J = 16.2, 7.6 Hz, 2H), 2.88 (dd, J = 16.0, 6.3 Hz, 2H), 2.31 (d, J = 9.8 Hz, 2H), 2.20 - 2.06 (m, 2H); LCMS m/z 467 [M+H]⁺

[Example 29] Synthesis of N-(5,6-difluoro-2,3-dihydro-1H-inden-2-yl)-5-(5-(4-(4-methyl-1H-1,2,3-triazol-5-yl)piperidin-1-yl)-1,3,4-oxadiazol-2-yl)pyrimidin-2-amine

The subject compound was synthesized according to the same procedure as in Example 1, except for the use of 5,6-difluoro-2,3-dihydro-1H-inden-2-amine (**4e**) instead of 2,3-dihydro-1H-inden-2-amine (**4a**), and the use of 4-(4-methyl-1H-1,2,3-triazol-5-yl)piperidine (**im21**) instead of 4-(1H-1,2,3-triazol-5-yl)piperidine·HCl (**3**) (3.7mg, Yield: 20%).

¹H NMR (400 MHz, CDCl₃) : δ 8.79 (s, 2H), 7.02 (t, J = 8.8 Hz, 2H), 5.90 (d, J = 7.7 Hz, 1H), 4.88 (dd, J = 12.6, 5.4 Hz, 1H), 4.16 (d, J = 12.9 Hz, 2H), 3.36 (dd, J = 16.0, 7.0 Hz, 2H), 3.30 - 3.20 (m, 2H), 2.88 (d, J = 5.1 Hz, 1H), 2.84 (d, J = 5.0 Hz, 1H), 2.33 (s, 3H), 2.06 - 1.90 (m, 2H), 1.52 - 1.39 (m, 2H); LCMS m/z 480 [M+H]⁺

[Example 30] Synthesis of (E)-1-(4-(1H-1,2,3-triazol-5-yl)piperidin-1-yl)-3-(2-((5,6-difluoro-2,3-dihydro-1H-inden-2-yl)amino)pyrimidin-5-yl)prop-2-en-1-one

Step 1: Synthesis of ethyl (*E*)-3-(2-((5,6-difluoro-2,3-dihydro-1*H*-inden-2-yl)amino)pyrimidin-5-yl)acrylate (imL22-1)

A mixture of **imL14-1** (0.249 g, 1.17 mmol), 5,6-difluoro-2,3-dihydro-1*H*-inden-2-amine (0.160 g, 0.585 mmol), diisopropylethylamine (1.5 g, 11.7 mmol) and n-BuOH (1.2 mL) was stirred in a microwave reactor at 150 °C for 2 h. The reaction mixture was concentrated under vacuum, and then purified by column chromatography (hexane/ethyl acetate) to give the subject compound as a brown solid (0.132 g, 65.3%).

¹H NMR (400 MHz, DMSO-d₆) δ 8.67 (s, 2H), 8.09 (d, *J* = 6.8 Hz, 1H), 7.48 (d, *J* = 16.1 Hz, 1H), 7.26 (t, *J* = 9.3 Hz, 2H), 6.51 (d, *J* = 16.1 Hz, 1H), 4.66 (dd, *J* = 13.8, 6.8 Hz, 1H), 4.15 (dd, *J* = 14.1, 7.0 Hz, 2H), 3.22 (dd, *J* = 16.1, 7.7 Hz, 2H), 2.86 (dd, *J* = 15.8, 6.3 Hz, 2H), 1.22 (t, *J* = 7.1 Hz, 3H); LCMS *m/z* 346[M+H]⁺

Step 2: Synthesis of (*E*)-3-(2-((5,6-difluoro-2,3-dihydro-1*H*-inden-2-yl)amino)pyrimidin-5-yl)acrylic acid (L22)

The subject compound was synthesized according to the same procedure as in Step 4 of Example 17, except for the use of **imL22-1** instead of **imL14-3**, as a light yellow solid (0.90 g, 97.0%).

¹H NMR (400 MHz, DMSO-d₆) δ 12.17 (bs, 1H), 8.64 (s, 2H), 8.05 (d, *J* = 7.2 Hz, 1H), 7.41 (d, *J* = 16.0 Hz, 1H), 7.26 (t, *J* = 9.3 Hz, 2H), 6.41 (d, *J* = 16.2 Hz, 1H), 4.66 (dd, *J* = 14.0, 6.8 Hz, 1H), 3.26 - 3.19 (m, 2H), 2.86 (dd, *J* = 16.1, 6.6 Hz, 2H); LCMS *m/z* 318[M+H]⁺

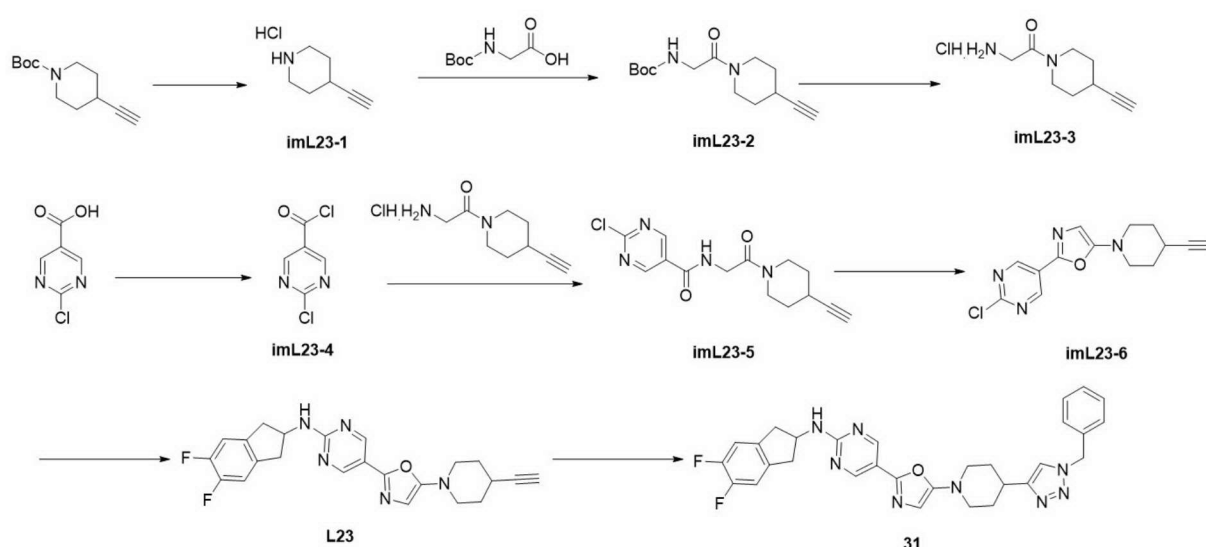
Step 3: Synthesis of (*E*)-1-(4-(1*H*-1,2,3-triazol-5-yl)piperidin-1-yl)-3-(2-((5,6-difluoro-2,3-dihydro-1*H*-inden-2-yl)amino)pyrimidin-5-yl)prop-2-en-1-one (30)

The subject compound was synthesized according to the same procedure as in Step 5 of Example 17, except for the use of **L22** instead of **L14**, as a yellow solid (0.019 g, 29.3%).

¹H NMR (400 MHz, DMSO-d₆): δ 8.71 (s, 2H), 8.06 (s, 1H), 7.67 (s, 1H), 7.35 (d, *J* =

15.3 Hz, 1H), 7.26 (t, J = 9.2 Hz, 2H), 7.21 (d, J = 15.5 Hz, 1H), 4.69 - 4.63 (m, 1H), 4.39 (dd, J = 62.1, 11.5 Hz, 4H), 3.23 (dd, J = 16.0, 7.5 Hz, 2H), 3.00 (dd, J = 18.4, 7.4 Hz, 1H), 2.86 (dd, J = 16.2, 6.6 Hz, 2H), 1.95 (s, 2H), 1.51 (s, 2H) ; LCMS m/z 452[M+H]⁺

5 **[Example 31] Synthesis of 5-(5-(4-(1-Benzyl-1*H*-1,2,3-triazol-5-yl)piperidin-1-yl)oxazol-2-yl)-*N*-(2,3-dihydro-1*H*-inden-2-yl)pyrimidin-2-amine (31)**



Step 1-1: Synthesis of 4-Ethynylpiperidine hydrochloride (imL23-1)

10 *tert*-Butyl 4-ethynylpiperidine-1-carboxylate (12.0 g, 57.4 mmol) was dissolved in Et₂O (100 mL), and cooled to 0 °C. HCl (4 M, 100 mL) in Et₂O was added and the mixture was stirred for 20 h. Et₂O was evaporated and PE was added. Then the solid was filtered and washed with PE and Et₂O to give the subject compound (**imL23-1**) as a white solid (8.3g, Yield:99.4%).

LCMS m/z 110 [M+H]⁺

15 **Step 1-2: Synthesis of *tert*-Butyl (2-(4-ethynylpiperidin-1-yl)-2-oxoethyl)carbamate (imL23-2)**

To a solution of 2-((*tert*-butoxycarbonyl)amino)acetic acid (10.0 g, 57.1 mmol) in DMF (50 mL) were added EDCI (13.1 g, 68.5 mmol) and HOBt (9.2 g, 68.5 mmol) at 0 °C,

then stirred at room temperature for 0.5h. **imL23-1** (8.3 g, 57.1 mmol, HCl salt) and TEA (17.3 g, 171.3 mmol) were added and stirred at room temperature overnight. The reaction mixture was extracted with EA, washed with water and NaCl, dried over Na₂SO₄, filtered and concentrated. The subject compound (**imL23-2**) was obtained as a yellow oil (15.1g, Yield:99.7%).

LCMS m/z 267[M+H]⁺

Step 1-3: Synthesis of 2-Amino-1-(4-ethynylpiperidin-1-yl)ethanone hydrochloride (imL23-3)

imL23-2 (15.1 g, 57.1 mmol) was dissolved in Et₂O (100 mL) and cooled to 0 °C. HCl (4 M, 70 mL) in Et₂O was added and the mixture was stirred for 20 h. Et₂O was evaporated and PE was added. Then the solid was filtered and washed with PE and Et₂O to give the subject compound (**imL23-3**) as a white solid (17.7g, Yield:100%).

LCMS m/z 167 [M+H]⁺

Step 2-1: Synthesis of 2-Chloropyrimidine-5-carbonyl chloride (imL23-4)

To a solution of 2-chloropyrimidine-5-carboxylic acid (30.0 g, 189 mmol) in DCM (200 mL) were slowly added oxalyl dichloride (48.0 g, 378 mmol) and 6 drops of DMF at 0 °C. The reaction mixture was stirred at room temperature for 20h. The reaction mixture was evaporated to dryness to give the subject compound (**imL23-4**) as a white solid (33g, Yield: 99.8%), which was used in the following reaction without purification.

Step 2-2: Synthesis of 2-Chloro-N-(2-(4-ethynylpiperidin-1-yl)-2-oxoethyl)pyrimidine-5-carboxamide (imL23-5)

To a solution of **imL23-3** (17.7 g, 87.0 mmol) in DCM (400 mL) were added TEA (52.7 g, 522 mmol) and DMAP (600 mg). The reaction mixture was stirred at room temperature for 1h, and cooled to 0 °C. **imL23-4** (16.9 g, 95.7 mmol) was added and stirred at room

temperature overnight. The reaction mixture was extracted with DCM, washed with water and NaCl, dried over Na₂SO₄, filtered and concentrated. The product was purified by column chromatography (DCM: MeOH=100:1~20:1) to give the subject compound (**imL23-5**) as a yellow solid (15.8g, Yield: 59.4%).

5 LCMS m/z 307 [M+H]⁺

Step 2-3: Synthesis of 2-(2-Chloropyrimidin-5-yl)-5-(4-ethynylpiperidin-1-yl)oxazole (imL23-6)

To a solution of PPh₃ (51.0 g, 193.9 mmol) in DCM (400 mL) was added perchloroethane (46.5 g, 193.9 mmol) after cooled to 0 °C under Ar gas. The mixture was stirred
10 for 0.5 h at 0~20 °C. After cooling to 0 °C again, **imL23-5** (15.0 g, 48.9 mmol) was added and the reaction mixture was stirred for 1h at room temperature. Na₂CO₃ (aq) was added to the mixture to pH 9~10 and stirred at room temperature overnight. The reaction mixture was extracted with DCM, washed with water and NaCl, followed by sat. Na₂CO₃, and then dried over Na₂SO₄, filtered and concentrated. Diluted with Et₂O to remove P(O)Ph₃ solid,
15 concentrated the filtrate and purified with Al₂O₃ column (PE:EA=20:1~10:1~DCM:EA=100:0~20:1) to give 7.3 g of a yellow solid (crude, 88% purity). It was purified again with an Al₂O₃ column (0.1% TEA) (PE:EA=50:1~1:1) to give 5.3 g of a yellow solid, which was purified with PE to give the subject compound (**imL23-6**) as a yellow solid (5.2g, Yield:36.9%).

20 ¹H NMR (400 MHz, CDCl₃): δ 9.04 (s, 2H), 6.21 (s, 1H), 3.44-3.50 (m, 2H), 3.10-3.16 (m, 2H), 2.68-2.70 (m, 1H), 2.15 (brs, 1H), 1.95-2.01 (m, 2H), 2.12-2.06 (m, 2H), 1.80-1.87 (m, 2H); LCMS m/z 289 [M+H]⁺

Step 2-4: Synthesis of N-(2,3-dihydro-1H-inden-2-yl)-5-(5-(4-ethynylpiperidin-1-yl)oxazol-2-yl)pyrimidin-2-amine (L23)

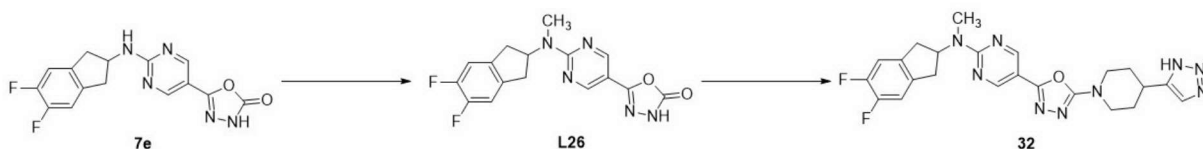
The mixture of 2-aminoindane (0.703 g, 4.16 mmol), **imL23-6** (1 g, 3.46 mmol), triethylamine (1.2 mL, 8.30 mmol) and dioxane (35 mL) was stirred at 100 °C for 1 hour. After cooling, the solvent was evaporated and the product was purified by column chromatography (hexane/ethyl acetate) to give the subject compound as a brown solid (0.190 g, 14.2%).

Step 2-5: Synthesis of 5-(5-(4-(1-Benzyl-1*H*-1,2,3-triazol-5-yl)piperidin-1-yl)oxazol-2-yl)-*N*-(2,3-dihydro-1*H*-inden-2-yl)pyrimidin-2-amine (31)

To a solution of **L23** (0.145 g, 0.376 mmol) in DMF/MeOH (3.4 mL / 0.38 mL) were added 0.5 M benzylazide solution (in DCM) (502 µL, 0.564 mmol), CuI (0.115 g, 0.602 mmol) and DIPEA (128 µL, 0.564 mmol), stirred at 40 °C for 1 hour. The reaction mixture was extracted with EA, the organic layer was washed with brine, dried over MgSO₄, filtered and concentrated. The obtained residue was purified by column chromatography (DCM/MeOH) to give the subject compound as a brown solid (1.3 mg, 6.7%).

¹H NMR (400 MHz, DMSO-*d*₆): δ 8.71 (s, 2H), 8.01 (d, *J* = 6.8 Hz, 1H), 7.99 (s, 1H), 7.37 - 7.26 (m, 5H), 7.16 (d, *J* = 21.5 Hz, 4H), 6.23 (s, 1H), 5.53 (s, 2H), 3.57 (d, *J* = 12.6 Hz, 1H), 3.24 (dd, *J* = 15.1, 7.8 Hz, 4H), 2.91 (d, *J* = 7.8 Hz, 2H), 2.87 (t, *J* = 7.0 Hz, 3H), 2.00 (d, *J* = 12.8 Hz, 2H), 1.69 (dd, *J* = 13.4, 4.6 Hz, 2H); LCMS *m/z* 519[M+H]⁺

[Example 32] Synthesis of 5-(5-(4-(1*H*-1,2,3-triazol-5-yl)piperidin-1-yl)-1,3,4-oxadiazol-2-yl)-*N*-(5,6-difluoro-2,3-dihydro-1*H*-inden-2-yl)-*N*-methylpyrimidin-2-amine



Step 1: Synthesis of 5-(2-((5,6-Difluoro-2,3-dihydro-1*H*-inden-2-yl)(methyl)amino)pyrimidin-5-yl)-1,3,4-oxadiazol-2(3*H*)-one (L26)

To a solution of **7e** (20 mg, 0.060 mmol) in DMF (0.6 mL) was added NaH (60%) (7.2 mg, 0.181 mmol) at 0 °C and stirred at 0 °C for 30 minutes. CH₃I (11 µL, 0.181 mmol) was added and stirred at room temperature overnight. The reaction mixture was extracted with EA, the organic layer was washed with brine, dried over Na₂SO₄, filtered and concentrated. The obtained residue was purified by column chromatography (DCM/MeOH) to give the subject compound (**L26**) as a white solid (9.9 mg, Yield: 47.5%).

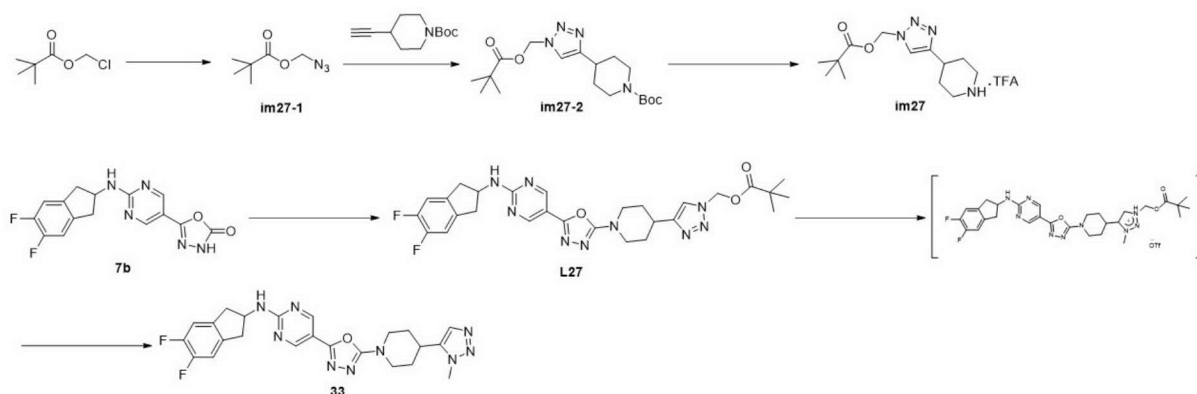
LCMS m/z 346[M+H]⁺

Step 2: Synthesis of 5-(5-(4-(1*H*-1,2,3-triazol-5-yl)piperidin-1-yl)-1,3,4-oxadiazol-2-yl)-*N*-(5,6-difluoro-2,3-dihydro-1*H*-inden-2-yl)-*N*-methylpyrimidin-2-amine (32**)**

L26 (8.1 mg, 0.024 mmol), 4-(1*H*-1,2,3-triazol-5-yl)piperidine trifluoroacetic acid salt (**3-1**) (7.0 mg, 0.028 mmol), BOP reagent (12.4 mg, 0.028 mmol) and DIPEA (12 µL, 0.070 mmol) were dissolved in DMF (0.1 mL) and stirred at room temperature for 6 h. The reaction mixture was extracted with EA, the organic layer was washed with brine, dried over Na₂SO₄, filtered and concentrated. The obtained residue was purified by column chromatography (DCM/MeOH) to give the subject compound (**32**) as a white solid (1.5 mg, Yield: 13.3%).

¹H NMR (400 MHz, DMSO-*d*₆): δ 8.81 (s, 2H), 7.69 (s, 1H), 7.31 (t, *J* = 9.2 Hz, 2H), 5.75 (dt, *J* = 15.4, 7.9 Hz, 1H), 3.97 (d, *J* = 13.2 Hz, 2H), 3.27 - 3.10 (m, 5H), 3.05 (d, *J* = 6.9 Hz, 2H), 3.01 (s, 3H), 2.02 (d, *J* = 11.9 Hz, 2H), 1.69 (dd, *J* = 22.4, 11.0 Hz, 2H); LCMS m/z 480 [M+H]⁺

[Example 33] Synthesis of *N*-(5,6-difluoro-2,3-dihydro-1*H*-inden-2-yl)-5-(5-(4-(1-methyl-1*H*-1,2,3-triazol-5-yl)piperidin-1-yl)-1,3,4-oxadiazol-2-yl)pyrimidin-2-amine



Step 1-1: Synthesis of Azidomethyl pivalate (im27-1)

To a solution of chloromethyl pivalate (1 g, 6.64 mmol) in H₂O (1.7 mL) was added NaN₃ (0.648 g, 9.96 mmol) and stirred at 90 °C overnight. The reaction mixture was diluted with water, extracted with EA, dried over Na₂SO₄, filtered and concentrated. The subject compound (**im27-1**) was obtained as a colorless liquid (1g, Yield: 96%) and used in the following reaction without purification.

Step 1-2: Synthesis of *tert*-Butyl 4-(1-((pivaloyloxy)methyl)-1*H*-1,2,3-triazol-4-yl)piperidine-1-carboxylate (im27-2)

To a solution of **im27-1** (1 g, 6.36 mmol) and *tert*-butyl 4-ethynyl-1-piperidinecarboxylate (1.3 g, 6.36 mmol) in THF/H₂O (12.7 mL) were added CuOAc (78.0 mg, 0.636 mmol) and NaOAc (1.7 g, 19.1 mmol) and stirred at room temperature for 4 h. The reaction mixture was extracted with EA, and the organic layer was dried on Na₂SO₄, filtered, and concentrated. The obtained residue was purified by column chromatography (DCM/MeOH) to give the subject compound (**im27-2**) as a light green oil (1.18g, Yield:51%).

¹H NMR (400 MHz, CDCl₃): δ 7.53 (s, 1H), 6.20 (s, 2H), 4.15 (s, 2H), 2.88 (dd, *J* = 26.4, 13.4 Hz, 2H), 2.02 (d, *J* = 13.1 Hz, 2H), 1.65 - 1.56 (m, 3H), 1.46 (s, 9H), 1.18 (s, 9H).

Step 1-3: Synthesis of (4-(Piperidin-4-yl)-1*H*-1,2,3-triazol-1-yl)methyl pivalate trifluoroacetic acid salt (im27)

To a solution of **im27-2** (0.658 g, 1.80 mmol) in DCM (17.9 mL) was added TFA (6.0 mL) at 0 °C and stirred at room temperature overnight. The reaction mixture was concentrated under reduced pressure to give the subject compound (**im27**) as a white solid (0.493g, Yield:74.9%), which was used in the following reaction without purification.

5 **Step 2-1: Synthesis of (4-(1-(5-(2-((5,6-Difluoro-2,3-dihydro-1*H*-inden-2-yl)amino)pyrimidin-5-yl)-1,3,4-oxadiazol-2-yl)piperidin-4-yl)-1*H*-1,2,3-triazol-1-yl)methyl pivalate (L27)**

To a solution of **7e** (0.374 mg, 1.13 mmol) in DMF (5.6 mL) was added **im27** (0.494 g, 1.35 mmol), then cooled to 0 °C and added DIPEA (576 µL, 3.39 mmol). The mixture was stirred at 0 °C for 30 minutes, then BOP reagent (0.599 g, 1.35 mmol) was added and stirred at room temperature overnight. The reaction mixture was extracted with EA, the organic layer was washed with brine, dried over Na₂SO₄, filtered and concentrated. The obtained residue was purified by column chromatography (DCM/MeOH) to give the subject compound (**L27**) as a yellow solid (0.344g, Yield:52.61%).

15 LC/MS m/z 580[M+H]⁺

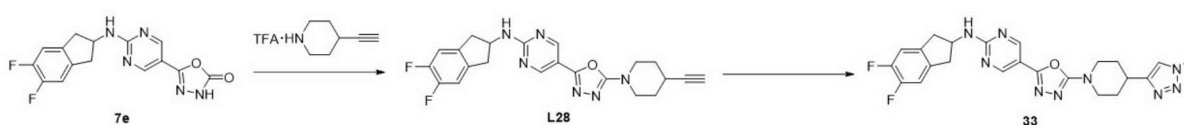
Step 2-2: Synthesis of *N*-(5,6-difluoro-2,3-dihydro-1*H*-inden-2-yl)-5-(5-(4-(1-methyl-1*H*-1,2,3-triazol-5-yl)piperidin-1-yl)-1,3,4-oxadiazol-2-yl)pyrimidin-2-amine (33)

L27 (0.25 g, 0.431 mmol) and MeOTf (57 µL, 0.518 mmol) were dissolved in DCM (500 µL) and stirred at room temperature overnight. The reaction mixture was dissolved in MeOH (2.2 mL), K₂CO₃ (0.119 g, 1.24 mmol) was added, and the mixture was stirred at room temperature for 4 h. The reaction mixture was filtered, washed with DCM, and the filtrate was concentrated. The obtained residue was purified by column chromatography (DCM/MeOH) to give the subject compound (**33**) as a yellow solid (17.7mg, Yield:6.9%).

¹H NMR (400 MHz, DMSO-*d*₆): δ 8.76 (s, 2H), 8.25 (d, *J* = 6.8 Hz, 1H), 7.57 (s, 1H),

7.27 (t, J = 9.4 Hz, 2H), 4.69 (dd, J = 12.8, 5.5 Hz, 1H), 4.03 (d, J = 12.5 Hz, 1H), 3.99 (s, 3H), 3.24 (dd, J = 16.1, 8.0 Hz, 4H), 3.06 (t, J = 11.8 Hz, 2H), 2.91 - 2.85 (m, 2H), 1.95 (d, J = 13.7 Hz, 2H), 1.64 (dd, J = 23.9, 11.1 Hz, 2H); LCMS m/z 480 [M+H]⁺

5 **[Example 34] Synthesis of *N*-(5,6-difluoro-2,3-dihydro-1*H*-inden-2-yl)-5-(5-(4-(1-methyl-1*H*-1,2,3-triazol-4-yl)piperidin-1-yl)-1,3,4-oxadiazol-2-yl)pyrimidin-2-amine**



Step 1: Synthesis of *N*-(5,6-difluoro-2,3-dihydro-1*H*-inden-2-yl)-5-(5-(4-ethynylpiperidin-1-yl)-1,3,4-oxadiazol-2-yl)pyrimidin-2-amine (L28)

10 To a solution of **7e** (0.2 g, 0.603 mmol) in DMF (3.1 mL) was added 4-ethynylpiperidine trifluoroacetic acid salt (0.150 g, 0.724 mmol), cooled to 0 °C and added DIPEA (308 μL, 1.81 mmol). The mixture was stirred at 0 °C for 30 minutes, then BOP reagent (0.320 g, 0.724 mmol) was added and stirred at room temperature for 3 h. The reaction mixture was extracted with EA, and the organic layer was washed with brine, dried over Na₂SO₄, filtered
15 and concentrated. The obtained residue was purified by column chromatography (DCM/MeOH) to give the subject compound (**L28**) as a white solid (0.101g, Yield:39.6%).

LCMS m/z 423[M+H]⁺

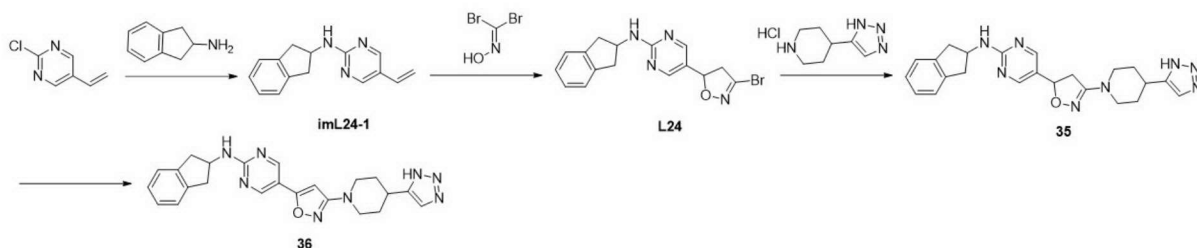
Step 2: Synthesis of *N*-(5,6-difluoro-2,3-dihydro-1*H*-inden-2-yl)-5-(5-(4-(1-methyl-1*H*-1,2,3-triazol-4-yl)piperidin-1-yl)-1,3,4-oxadiazol-2-yl)pyrimidin-2-amine (34)

20 MeI (33 mg, 0.232 mmol) and NaN₃ (15.1 mg, 0.697 mmol) were dissolved in THF/H₂O (v/v=1:1, 2.3 mL) and stirred at room temperature overnight. **L28** (98 mg, 0.232 mmol), CuOAc (2.9 mg, 0.023 mmol) and NaOAc (57.2 mg, 0.697 mmol) were added to the reaction mixture and stirred at room temperature overnight. The reaction mixture was extracted

with EA, and the organic layer was dried over Na₂SO₄, filtered, and concentrated. The obtained residue was purified by column chromatography (DCM/MeOH) to give the subject compound (**34**) as a yellow solid (1.6mg, Yield:1.4%).

¹H NMR (400 MHz, DMSO-*d*₆): δ 8.75 (s, 2H), 8.24 (d, *J* = 6.8 Hz, 1H), 7.87 (s, 1H), 7.27 (t, *J* = 9.4 Hz, 2H), 4.68 (dd, *J* = 13.8, 6.9 Hz, 1H), 3.97 (s, 5H), 3.24 (dd, *J* = 15.9, 7.3 Hz, 4H), 2.96 (d, *J* = 11.0 Hz, 1H), 2.88 (dd, *J* = 16.2, 6.5 Hz, 2H), 2.00 (d, *J* = 11.5 Hz, 2H), 1.66 (dd, *J* = 20.0, 11.1 Hz, 2H); LCMS *m/z* 480 [M+H]⁺

[Example 35] Synthesis of *N*-indan-2-yl-5-[3-[4-(1*H*-triazol-5-yl)-1-piperidyl]-4,5-dihydroisoxazol-5-yl]pyrimidin-2-amine (35**)**



Step 1: Synthesis of *N*-(2,3-dihydro-1*H*-inden-2-yl)-5-vinylpyrimidin-2-amine (imL24-1**)**

2-Aminoindane (1 g, 7.508 mmol), 2-chloro-5-vinylpyrimidine (0.704 g, 5.005 mmol), and DIPEA (17 mL, 100.1 mmol) were dissolved in *n*-BuOH 10mL, then reacted in a microwave reactor for 2 h. After confirming the completion of the reaction by TLC, the reaction mixture was concentrated. The obtained residue is then adsorbed onto silica gel and purified by silica gel column chromatography (15% EA in Hexane) to give the subject compound (**imL24-1**) as a white solid (0.837g, Yield:47%).

LCMS *m/z* 238 [M+H]⁺

Step 2: Synthesis of 5-(3-Bromo-4,5-dihydroisoxazol-5-yl)-*N*-(2,3-dihydro-1*H*-

inden-2-yl)pyrimidin-2-amine (L24)

After 1,1-Dibromoformaldoxime (0.960 g, 6.742 mmol) was dissolved in DMF (7 mL) and cooled to -10 °C, a solution of **imL24-1** (0.8 g, 3.371 mmol) and KHCO₃ (0.843 g, 8.428 mmol) in H₂O (7 mL) was slowly added dropwise to the reaction mixture and stirred at room temperature for 1 h. After confirming the completion of the reaction by TLC, the reaction mixture was extracted with EtOAc (3 times) and the organic layer was washed with brine and dried over MgSO₄. After filtration and concentration, the obtained residue was adsorbed onto silica gel and purified by silica gel column chromatography (25% EA in Hexane) to give the subject compound (**L24**) as a yellow solid (0.905g, Yield:74.8%).

¹H NMR (400 MHz, CDCl₃): δ 8.28 (s, 2H), 7.25 - 7.16 (m, 4H), 5.56 - 5.51 (m, 1H), 4.84 - 4.77 (m, 1H), 3.60 - 3.52 (m, 1H), 3.44 - 3.34 (m, 2H), 3.21 (dd, *J* = 17.3, 9.4 Hz, 1H), 2.92 - 2.83 (m, 2H); LCMS *m/z* 360 [M+H]⁺

Step 3: Synthesis of *N*-indan-2-yl-5-[3-[4-(1*H*-triazol-5-yl)-1-piperidyl]-4,5-dihydroisoxazol-5-yl]pyrimidin-2-amine (35)

5-(3-bromo-4,5-dihydroisoxazol-5-yl)-*N*-(2,3-dihydro-1*H*-inden-2-yl)pyrimidin-2-amine (**L24**) (20 mg, 0.0557 mmol), 4-(1*H*-1,2,3-triazol-5-yl)piperidine·HCl (**3**) (12.6 mg, 0.0668 mmol) and Na₂CO₃ (14.8 mg, 0.139 mmol) were dissolved in *t*-BuOH 1 mL, then reacted in a microwave reactor for 1 h. After confirming the completion of the reaction by TLC, it was filtered and washed with a solution of 10% MeOH in DCM. The residue obtained by concentrating the filtrate was adsorbed onto silica gel and purified by silica gel column chromatography (5% MeOH in DCM) to give the subject compound (**35**) as a yellow solid (10.8mg, Yield:45.1%).

¹H NMR (400 MHz, CDCl₃):δ 8.31 (s, 2H), 7.65 (s, 1H), 7.58 (d, *J* = 7.0 Hz, 1H), 7.15 (td, *J* = 8.3, 3.2 Hz, 4H), 5.25 (t, *J* = 9.4 Hz, 1H), 4.62 - 4.55 (m, 1H), 3.59 (d, *J* = 14.2 Hz, 2H),

3.25 - 3.10 (m, 4H), 2.99 - 2.81 (m, 5H), 1.91 (d, $J = 14.6$ Hz, 2H), 1.62 (d, $J = 9.0$ Hz, 2H);
LCMS m/z 431 $[M+H]^+$

[Example 36] Synthesis of 5-(3-(4-(1*H*-1,2,3-triazol-5-yl)piperidin-1-yl)isoxazol-5-

5-yl)-*N*-(2,3-dihydro-1*H*-inden-2-yl)pyrimidin-2-amine

N-indan-2-yl-5-[3-[4-(1*H*-triazol-5-yl)-1-piperidyl]-4,5-dihydroisoxazol-5-yl]pyrimidin-2-amine (**35**) (29.8 mg, 0.0692 mmol), I₂ (26.3 mg, 0.104 mmol) and imidazole (14.1 mg, 0.208 mmol) were dissolved in toluene (3 mL) and stirred at 110 °C for 2 h. After cooling to room temperature, it was diluted with EA, 10% Na₂S₂O₄ was added, and stirred for 10 minutes. 1N NaOH was added to the reaction mixture to adjust the pH to 8-10, and the reaction mixture was extracted with EA. The organic layer was washed with brine, dried over MgSO₄, filtered and concentrated. The obtained residue was adsorbed onto silica gel and purified by silica gel column chromatography (2% MeOH in DCM) to give the subject compound (**36**) as a white solid (12.8mg, Yield:44.3%).

¹H NMR (400 MHz, DMSO-*d*₆): δ 8.68 (s, 2H), 8.12 (d, $J = 6.3$ Hz, 1H), 7.22 - 7.10 (m, 4H), 6.73 (s, 1H), 4.66 (d, $J = 6.8$ Hz, 1H), 3.71 (d, $J = 13.0$ Hz, 2H), 3.25 (dd, $J = 15.9$, 7.6 Hz, 3H), 3.00 (d, $J = 12.1$ Hz, 2H), 2.90 (dd, $J = 15.8$, 7.0 Hz, 2H), 1.95 (s, 2H), 1.67 (d, $J = 9.8$ Hz, 2H); LCMS m/z 429 $[M+H]^+$

[Example 37] Synthesis of *N*-(5,6-difluoroindan-2-yl)-5-[3-[4-(1*H*-triazol-5-yl)-1-piperidyl]-4,5-dihydroisoxazol-5-yl]pyrimidin-2-amine

The subject compound was synthesized according to the same procedure as in Example 35, except for the use of 5,6-difluoro-2,3-dihydro-1*H*-inden-2-amine (**4e**) instead of 2-aminoindane (7.3mg, Yield: 30.9%).

¹H NMR (400 MHz, DMSO-*d*₆): δ 8.31 (s, 1H), 7.66 - 7.60 (m, 2H), 7.25 (t, *J* = 9.2 Hz, 2H), 5.26 (t, *J* = 9.2 Hz, 1H), 4.61 (dd, *J* = 14.0, 7.3 Hz, 1H), 3.59 (d, *J* = 13.2 Hz, 2H), 3.20 (dd, *J* = 15.9, 7.3 Hz, 2H), 3.17 - 3.09 (m, 2H), 2.98 - 2.88 (m, 3H), 2.83 (dd, *J* = 15.9, 6.8 Hz, 2H), 1.91 (d, *J* = 11.7 Hz, 2H), 1.62 (d, *J* = 13.4 Hz, 2H); LCMS *m/z* 467 [M+H]⁺

5

[Example 38] Synthesis of 5-(3-(4-(1*H*-1,2,3-triazol-5-yl)piperidin-1-yl)isoxazol-5-yl)-*N*-(5,6-difluoro-2,3-dihydro-1*H*-inden-2-yl)pyrimidin-2-amine

The subject compound was synthesized according to the same procedure as in Example 36, except for the use of *N*-(5,6-difluoroinden-2-yl)-5-[3-[4-(1*H*-triazol-5-yl)-1-piperidyl]-4,5-dihydroisoxazol-5-yl]pyrimidine-2-amine (**Example 37**) instead of *N*-indan-2-yl-5-[3-[4-(1*H*-triazol-5-yl)-1-piperidyl]-4,5-dihydroisoxazol-5-yl]pyrimidine-2-amine (**35**) (9.2mg, Yield:71.6%).

¹H NMR (400 MHz, DMSO-*d*₆): δ 8.67 (s, 1H), 8.13 (d, *J* = 6.7 Hz, 1H), 7.64 (d, *J* = 23.5 Hz, 1H), 7.27 (t, *J* = 9.2 Hz, 2H), 6.73 (s, 1H), 4.68 (dd, *J* = 13.8, 6.9 Hz, 1H), 3.71 (d, *J* = 12.9 Hz, 2H), 3.24 (dd, *J* = 16.2, 7.5 Hz, 2H), 3.02 - 2.94 (m, 2H), 2.87 (dd, *J* = 16.2, 6.5 Hz, 2H), 1.97 (d, *J* = 12.5 Hz, 3H), 1.72 - 1.60 (m, 2H); LCMS *m/z* 465 [M+H]⁺

15

[Example 39] Synthesis of 5-(3-(4-(1*H*-1,2,3-triazol-5-yl)piperidin-1-yl)-4,5-dihydroisoxazol-5-yl)-*N*-(5-fluoro-2,3-dihydro-1*H*-inden-2-yl)pyrimidin-2-amine

The subject compound was synthesized according to the same procedure as in Example 35, except for the use of 5-fluoro-2,3-dihydro-1*H*-inden-2-amine (**4b**) instead of 2-aminoindane (3.1mg, Yield:17.5%).

20

¹H NMR (400 MHz, CDCl₃): δ 8.35 (s, 2H), 7.53 (s, 1H), 7.11 - 7.19 (m, 1H), 6.82 - 6.97 (m, 2H), 5.49 (d, *J* = 6.8 Hz, 1H), 5.40 (t, *J* = 8.9 Hz, 1H), 4.87 - 4.77 (m, 1H), 3.73 (dd,

$J = 13.2, 3.1$ Hz, 2H), 3.36 (m, 3H), 3.11 - 2.93 (m, 4H), 2.84 (td, $J = 15.6, 5.1$ Hz, 2H), 2.02 - 2.08 (m, 2H), 1.75 - 1.85 (m, 2H); LCMS m/z 449 $[M+H]^+$

[Example 40] Synthesis of 5-(3-(4-(1*H*-1,2,3-triazol-5-yl)piperidin-1-yl)isoxazol-5-

5-yl)-*N*-(5-fluoro-2,3-dihydro-1*H*-inden-2-yl)pyrimidin-2-amine

The subject compound was synthesized according to the same procedure as in Example 36, except for the use of 5-(3-(4-(1*H*-1,2,3-triazol-5-yl)piperidine-1-yl)-4,5-dihydroisoxazol-5-yl)-*N*-(5-fluoro-2,3-dihydro-1*H*-inden-2-yl)pyrimidine-2-amine (**Example 39**) instead of *N*-indan-2-yl-5-[3-[4-(1*H*-triazol-5-yl)-1-piperidyl]-4,5-dihydroisoxazol-5-yl]pyrimidine-2-amine (**35**) (20.3mg, Yield: 58%).

^1H NMR (400 MHz, DMSO-*d*6): δ 8.65 (s, 2H), 8.02 (d, $J = 6.7$ Hz, 1H), 7.57 (s, 1H), 7.16 - 7.23 (m, 1H), 6.97 (d, $J = 8.3$ Hz, 1H), 6.89 (t, $J = 8.7$ Hz, 1H), 6.60 (s, 1H), 4.81 - 4.66 (m, 1H), 3.78 (d, $J = 12.8$ Hz, 2H), 3.42 - 3.21 (m, 3H), 2.96 (m, 2H), 2.02 (d, $J = 10.9$ Hz, 2H), 1.75 (m, 2H); LCMS m/z 447 $[M+H]^+$

[Example 41] Synthesis of *N*-[(3,5-difluorophenyl)methyl]-5-[3-[4-(1*H*-triazol-5-yl)-1-piperidyl]-4,5-dihydroisoxazol-5-yl]pyrimidin-2-amine

The subject compound was synthesized according to the same procedure as in Example 35, except for the use of (3,5-difluorophenyl)methanamine instead of 2-aminoindane (8.3mg, Yield: 18.2%).

^1H NMR (400 MHz, DMSO-*d*6): δ 8.30 (s, 2H), 7.89 (t, $J = 6.5$ Hz, 1H), 7.65 (bs, 1H), 7.04 (t, $J = 9.6$ Hz, 1H), 6.97 (d, $J = 6.7$ Hz, 2H), 5.24 (t, $J = 9.1$ Hz, 1H), 4.49 (d, $J = 6.2$ Hz, 2H), 3.57 (d, $J = 12.8$ Hz, 2H), 3.13 (dd, $J = 15.9, 9.3$ Hz, 2H), 2.96 - 2.87 (m, 3H), 1.90 (d, $J = 12.6$ Hz, 2H), 1.61 (dd, $J = 23.3, 14.4$ Hz, 2H); LCMS m/z 441 $[M+H]^+$

[Example 42] Synthesis of *N*-benzyl-5-[3-[4-(1*H*-triazol-5-yl)-1-piperidyl]-4,5-dihydroisoxazol-5-yl]pyrimidin-2-amine

The subject compound was synthesized according to the same procedure as in Example 35, except for the use of phenylmethanamine instead of 2-aminoindane (6.2mg, Yield: 12.8%).

¹H NMR (400 MHz, DMSO-*d*₆): δ 8.28 (s, 2H), 7.82 (t, *J* = 6.4 Hz, 1H), 7.64 (bs, 1H), 7.27 (d, *J* = 4.3 Hz, 4H), 7.19 (dd, *J* = 8.5, 4.2 Hz, 1H), 5.23 (t, *J* = 9.4 Hz, 1H), 4.48 (d, *J* = 6.4 Hz, 2H), 3.57 (d, *J* = 12.9 Hz, 2H), 3.12 (dd, *J* = 15.9, 9.2 Hz, 2H), 2.97 - 2.86 (m, 3H), 1.90 (d, *J* = 11.6 Hz, 2H), 1.61 (dd, *J* = 21.2, 11.8 Hz, 2H); LCMS *m/z* 405 [M+H]⁺

[Example 43] Synthesis of *N*-[(3,4-difluorophenyl)methyl]-5-[3-[4-(1*H*-triazol-5-yl)-1-piperidyl]-4,5-dihydroisoxazol-5-yl]pyrimidin-2-amine

The subject compound was synthesized according to the same procedure as in Example 35, except for the use of (3,4-difluorophenyl)methanamine instead of 2-aminoindane (9.7mg, Yield: 20.3%).

¹H NMR (400 MHz, DMSO-*d*₆): δ 8.29 (s, 2H), 7.85 (t, *J* = 6.3 Hz, 1H), 7.64 (s, 1H), 7.32 (dt, *J* = 17.3, 7.3 Hz, 2H), 7.12 (s, 1H), 5.24 (t, *J* = 9.2 Hz, 1H), 4.45 (d, *J* = 6.1 Hz, 2H), 3.57 (d, *J* = 12.7 Hz, 2H), 3.12 (dd, *J* = 15.6, 9.4 Hz, 2H), 2.91 (dd, *J* = 24.4, 11.8 Hz, 3H), 1.90 (d, *J* = 12.0 Hz, 2H), 1.61 (dd, *J* = 20.6, 10.6 Hz, 2H); LCMS *m/z* 441 [M+H]⁺

[Example 44] Synthesis of 5-(3-(4-(1*H*-1,2,3-triazol-5-yl)piperidin-1-yl)-4,5-dihydroisoxazol-5-yl)-*N*-(3,5-dichlorobenzyl)pyrimidin-2-amine

The subject compound was synthesized according to the same procedure as in Example 35, except for the use of (3,5-dichlorophenyl)methanamine instead of 2-aminoindane (4.8mg,

Yield: 10.2%).

¹H NMR (400 MHz, DMSO-*d*₆): δ 8.30 (s, 2H), 7.90 (t, J = 6.4 Hz, 1H), 7.62 (bs, 1H), 7.43 (s, 1H), 7.32 (s, 2H), 5.24 (t, J = 9.2 Hz, 1H), 4.48 (d, J = 6.4 Hz, 2H), 4.09 (dd, J = 10.5, 5.2 Hz, 1H), 3.57 (d, J = 12.8 Hz, 2H), 3.15 (d, J = 5.3 Hz, 2H), 2.96 - 2.88 (m, 2H), 1.90 (d, J = 10.3 Hz, 2H), 1.66 - 1.56 (m, 2H); LCMS m/z 474 [M+H]⁺

[Example 45] Synthesis of 5-(3-(4-(1*H*-1,2,3-triazol-5-yl)piperidin-1-yl)-4,5-dihydroisoxazol-5-yl)-*N*-(benzo[d][1,3]dioxol-5-ylmethyl)pyrimidin-2-amine

The subject compound was synthesized according to the same procedure as in Example 35, except for the use of benzo[d][1,3]dioxol-5-ylmethanamine instead of 2-aminoindane (5.1mg, Yield: 10.7%).

¹H NMR (400 MHz, DMSO-*d*₆): δ 8.28 (s, 2H), 7.76 (t, J = 6.2 Hz, 1H), 7.62 (bs, 1H), 6.85 - 6.78 (m, 2H), 6.75 (d, J = 7.7 Hz, 1H), 5.94 (s, 2H), 5.23 (t, J = 9.0 Hz, 1H), 4.37 (d, J = 6.1 Hz, 2H), 3.57 (d, J = 12.8 Hz, 2H), 3.12 (dd, J = 15.9, 9.3 Hz, 2H), 2.96 - 2.88 (m, 3H), 1.90 (d, J = 12.8 Hz, 2H), 1.61 (dd, J = 19.9, 10.1 Hz, 2H); LCMS m/z 449 [M+H]⁺

[Example 46] Synthesis of *N*-(1,3-benzodioxol-5-ylmethyl)-5-[3-[4-(1*H*-triazol-5-yl)-1-piperidyl]isoxazol-5-yl]pyrimidin-2-amine

The subject compound was synthesized according to the same procedure as in Example 36, except for the use of 5-(3-(4-(1*H*-1,2,3-triazol-5-yl)piperidine-1-yl)-4,5-dihydroisoxazol-5-yl)-*N*-(benzo[d][1,3]dioxol-5-ylmethyl)pyrimidine-2-amine (**Example 45**) instead of *N*-indan-2-yl-5-[3-[4-(1*H*-triazol-5-yl)-1-piperidyl]-4,5-dihydroisoxazol-5-yl]pyrimidine-2-amine (**35**) (3.4mg, Yield: 21%).

¹H NMR (400 MHz, DMSO-*d*₆): δ 8.64 (s, 2H), 8.25 (t, J = 5.9 Hz, 1H), 6.87 - 6.80

(m, 2H), 6.77 (d, J = 8.3 Hz, 1H), 6.71 (s, 1H), 5.95 (s, 2H), 4.43 (d, J = 6.5 Hz, 2H), 3.70 (d, J = 12.5 Hz, 2H), 3.48 (s, 1H), 3.02 - 2.93 (m, 3H), 1.96 (d, J = 9.8 Hz, 2H), 1.66 (dd, J = 20.8, 12.7 Hz, 2H); LCMS m/z 447 [M+H]⁺

5 **[Example 47] Synthesis of 5-(3-(4-(1*H*-1,2,3-triazol-5-yl)piperidin-1-yl)-4,5-dihydroisoxazol-5-yl)-*N*-(3,5-dichlorophenethyl)pyrimidin-2-amine**

The subject compound was synthesized according to the same procedure as in Example 35, except for the use of 2-(3,5-dichlorophenyl)ethan-1-amine instead of 2-aminoindane (5.8mg, Yield: 12.4%).

10 ¹H NMR (400 MHz, DMSO-*d*₆): δ 8.28 (s, 2H), 7.99 (s, 1H), 7.40 (s, 1H), 7.35 (s, 1H), 7.29 (s, 2H), 5.24 (t, J = 9.4 Hz, 1H), 3.49 (dd, J = 12.0, 6.3 Hz, 4H), 3.17 - 3.11 (m, 2H), 2.95 (d, J = 12.9 Hz, 2H), 2.83 (t, J = 6.6 Hz, 2H), 1.91 (d, J = 17.4 Hz, 3H), 1.62 (d, J = 10.8 Hz, 2H); LCMS m/z 487 [M+H]⁺

15 **[Example 48] Synthesis of 5-(3-(4-(1*H*-1,2,3-triazol-5-yl)piperidin-1-yl)-4,5-dihydroisoxazol-5-yl)-*N*-(3-(methylsulfonyl)benzyl)pyrimidin-2-amine**

The subject compound was synthesized according to the same procedure as in Example 35, except for the use of (3-(methylsulfonyl)phenyl)methanamine instead of 2-aminoindane (15.3mg, Yield: 32.6%).

20 ¹H NMR (400 MHz, DMSO-*d*₆): δ 8.30 (s, 2H), 7.96 (t, J = 6.5 Hz, 1H), 7.85 (s, 1H), 7.76 (d, J = 7.5 Hz, 1H), 7.63 (d, J = 8.1 Hz, 2H), 7.57 (d, J = 7.6 Hz, 1H), 5.24 (t, J = 9.2 Hz, 1H), 4.58 (d, J = 6.1 Hz, 2H), 3.57 (d, J = 12.8 Hz, 2H), 3.31 (dd, J = 15.6, 9.1 Hz, 1H), 3.17 (s, 3H), 2.91 (dd, J = 22.5, 10.5 Hz, 4H), 1.90 (d, J = 11.3 Hz, 2H), 1.61 (dd, J = 23.4, 13.5 Hz, 2H); LCMS m/z 483 [M+H]⁺

[Example 49] Synthesis of 5-(3-(4-(1*H*-1,2,3-triazol-5-yl)piperidin-1-yl)-4,5-dihydroisoxazol-5-yl)-*N*-(4-(methylsulfonyl)benzyl)pyrimidin-2-amine

The subject compound was synthesized according to the same procedure as in Example 35, except for the use of 4-(methylsulfonyl)phenyl)methanamine instead of 2-aminoindane (13.2mg, Yield: 28.1%).

¹H NMR (400 MHz, DMSO-*d*₆): δ 8.29 (s, 2H), 7.97 (dd, *J* = 9.6, 3.2 Hz, 1H), 7.83 (d, *J* = 8.3 Hz, 2H), 7.63 (bs, 1H), 7.52 (d, *J* = 8.2 Hz, 2H), 5.23 (t, *J* = 9.2 Hz, 1H), 4.61 - 4.54 (m, 2H), 3.57 (d, *J* = 12.8 Hz, 2H), 3.31 (dd, *J* = 15.9, 9.3 Hz, 2H), 3.15 (d, *J* = 2.1 Hz, 3H), 3.13 - 3.08 (m, 1H), 2.96 - 2.88 (m, 2H), 1.90 (d, *J* = 12.3 Hz, 2H), 1.61 (dd, *J* = 21.0, 12.2 Hz, 2H); LCMS *m/z* 483 [M+H]⁺

[Example 50] Synthesis of 5-(3-(4-(1*H*-tetrazol-5-yl)piperidin-1-yl)-4,5-dihydroisoxazol-5-yl)-*N*-(2,3-dihydro-1*H*-inden-2-yl)pyrimidin-2-amine

The subject compound was synthesized according to the same procedure as in Example 35, except for the use of 4-(1*H*-tetrazol-5-yl)piperidine trifluoroacetic acid salt (**im25**) instead of 4-(1*H*-1,2,3-triazol-5-yl)piperidine·HCl (**3**) (15.7mg, Yield: 65.4%).

¹H NMR (400 MHz, DMSO-*d*₆): δ 8.31 (s, 2H), 7.59 (d, *J* = 6.5 Hz, 1H), 7.15 (d, *J* = 20.3 Hz, 4H), 5.26 (t, *J* = 9.6 Hz, 1H), 4.62 - 4.57 (m, 1H), 4.08 (s, 1H), 3.59 (d, *J* = 12.9 Hz, 1H), 3.20 (dd, *J* = 14.3, 6.8 Hz, 3H), 3.15 (s, 2H), 3.02 - 2.93 (m, 2H), 2.89 - 2.82 (m, 2H), 1.95 (t, *J* = 11.6 Hz, 2H), 1.74 (d, *J* = 13.6 Hz, 2H); LCMS *m/z* 432 [M+H]⁺

[Example 51] Synthesis of 5-(3-(4-(5-(Difluoromethyl)-1,3,4-oxadiazol-2-yl)piperidin-1-yl)-4,5-dihydroisoxazol-5-yl)-*N*-(2,3-dihydro-1*H*-inden-2-yl)pyrimidin-2-

amine

The subject compound was synthesized according to the same procedure as in Example 35, except for the use of 2-(difluoromethyl)-5-(piperidine-4-yl)-1,3,4-oxadiazole (**im20**) instead of 4-(1*H*-1,2,3-triazol-5-yl)piperidine·HCl (**3**) (3.7mg, Yield: 13.8%).

¹H NMR (400 MHz, DMSO-*d*6): δ 8.31 (s, 1H), 7.59 (t, J = 134.0 Hz, 1H), 7.59 (J = 6.6 Hz, 1H), 7.20 - 7.10 (m, 4H), 5.26 (t, J = 9.4 Hz, 1H), 4.59 (d, J = 7.1 Hz, 1H), 3.58 (d, J = 13.1 Hz, 2H), 3.26 - 3.11 (m, 5H), 3.05 - 2.95 (m, 2H), 2.86 (dd, J = 15.7, 6.6 Hz, 2H), 2.01 (dd, J = 25.3, 16.9 Hz, 3H), 1.77 (d, J = 9.4 Hz, 1H); LCMS m/z 482 [M+H]⁺

[Example 52] Synthesis of 5-(3-(4-(1*H*-tetrazol-5-yl)piperidin-1-yl)-4,5-dihydroisoxazol-5-yl)-*N*-(5,6-difluoro-2,3-dihydro-1*H*-inden-2-yl)pyrimidin-2-amine

The subject compound was synthesized according to the same procedure as in Example 35, except for the use of 5,6-difluoro-2,3-dihydro-1*H*-inden-2-amine (**4e**) instead of 2-aminoindane in Step 1, and the use of 4-(1*H*-tetrazol-5-yl)piperidine trifluoroacetic acid salt (**im25**) instead of 4-(1*H*-1,2,3-triazol-5-yl)piperidine·HCl (**3**) in Step 3 (18.7mg, Yield: 79%).

¹H NMR (400 MHz, DMSO-*d*6): δ 8.32 (s, 2H), 7.62 (d, J = 6.5 Hz, 1H), 7.25 (t, J = 9.5 Hz, 2H), 5.26 (t, J = 9.4 Hz, 1H), 4.61 (d, J = 6.9 Hz, 1H), 3.59 (d, J = 12.8 Hz, 2H), 3.20 (dd, J = 16.2, 7.8 Hz, 5H), 3.01 - 2.93 (m, 2H), 2.83 (dd, J = 15.8, 7.0 Hz, 2H), 1.98 - 1.91 (m, 2H), 1.73 (dd, J = 22.3, 13.3 Hz, 2H); LCMS m/z 468 [M+H]⁺

[Example 53] Synthesis of *N*-(5-fluoro-2,3-dihydro-1*H*-inden-2-yl)-5-(3-(4-(5-(trifluoromethyl)-1,3,4-oxadiazol-2-yl)piperidin-1-yl)-4,5-dihydroisoxazol-5-yl)pyrimidin-2-amine

Step 1: Synthesis of 5-(3-(4-(1*H*-tetrazol-5-yl)piperidin-1-yl)-4,5-dihydroisoxazol-

5-yl)-*N*-(5-fluoro-2,3-dihydro-1*H*-inden-2-yl)pyrimidin-2-amine

The subject compound was synthesized according to the same procedure as in Example 35, except for the use of 5-fluoro-2,3-dihydro-1*H*-inden-2-amine (**4b**) instead of 2-aminoindane in Step 1, and the use of 4-(1*H*-tetrazol-5-yl)piperidine trifluoroacetic acid salt (**im25**) instead of 4-(1*H*-1,2,3-triazol-5-yl)piperidine·HCl (**3**) in Step 3 (15.4mg, Yield: 46%).

LCMS *m/z* 450 [M+H]⁺

Step 2: Synthesis of *N*-(5-fluoro-2,3-dihydro-1*H*-inden-2-yl)-5-(3-(4-(5-(trifluoromethyl)-1,3,4-oxadiazol-2-yl)piperidin-1-yl)-4,5-dihydroisoxazol-5-yl)pyrimidin-2-amine

5-(3-(4-(1*H*-tetrazol-5-yl)piperidin-1-yl)-4,5-dihydroisoxazol-5-yl)-*N*-(5-fluoro-2,3-dihydro-1*H*-inden-2-yl)pyrimidin-2-amine (9.3 mg, 0.021 mmol) was dissolved in DCM, then trifluoroacetic anhydride (6.5 mg, 0.031 mmol) was added dropwise at 0 °C. The temperature was raised to room temperature, and the mixture was stirred overnight. Trifluoroacetic anhydride (0.1ml) was added, and the mixture was stirred for an additional 2 h, then the reaction mixture was extracted with DCM, and the organic layer was washed with saturated aqueous NaHCO₃ solution, water, and brine. After drying over MgSO₄, filtering and concentrating, the obtained residue was purified by Prep-TLC (5% MeOH in DCM) to give the subject compound (0.5mg, Yield: 4.7%).

¹H NMR (400 MHz, CDCl₃): δ 8.33 (s, 2H), 7.15 (m, 1H), 6.97 - 6.81 (m, 2H), 5.42 (m, 2H), 4.81 (m, 1H), 3.73 (d, *J* = 13.6 Hz, 2H), 3.35 (s, *J* = 6 Hz, 2H), 3.22 (m, 1H), 3.13 - 2.94 (m, 4H), 2.84 (td, *J* = 16.2, 5.5 Hz, 2H), 2.27 - 2.14 (m, 2H), 2.08 - 1.92 (m, 2H); LCMS *m/z* 518 [M+H]⁺

[Example 54] Synthesis of *N*-(5,6-difluoro-2,3-dihydro-1*H*-inden-2-yl)-5-(5-(2-

methyl-4-(1*H*-1,2,3-triazol-5-yl)piperidin-1-yl)-1,3,4-oxadiazol-2-yl)pyrimidin-2-amine

The subject compound was synthesized according to the same procedure as in Example 11, except for the use of **7e** instead of **7d** (Yield: 8%).

¹H NMR (400 MHz, Chloroform-*d*) δ 8.79 (s, 2H), 7.54 (s, 1H), 7.51 (s, 1H), 7.03 (t, *J* = 8.8 Hz, 2H), 5.68 (d, *J* = 7.6 Hz, 1H), 4.94 - 4.84 (m, 1H), 4.60 - 4.47 (m, 1H), 4.04 (dd, *J* = 13.4, 3.1 Hz, 1H), 3.41 - 3.34 (m, 3H), 3.31 - 3.24 (m, 1H), 2.86 (dd, *J* = 16.0, 5.3 Hz, 2H), 2.03 (d, *J* = 4.4 Hz, 2H), 1.81 (dd, *J* = 12.9, 4.8 Hz, 1H), 1.40 (d, *J* = 6.9 Hz, 3H); MS (ESI, *m/z*) calculated for C₂₃H₂₄F₂N₉O [M+H]⁺ 480.21, found 480.15.

[Example 55] Synthesis of 5-(5-(4-(1*H*-1,2,3-triazol-5-yl)piperidin-1-yl)-1,3,4-oxadiazol-2-yl)-*N*-(benzo[d][1,3]dioxol-5-ylmethyl)pyrimidin-2-amine

The subject compound was synthesized according to the same procedure as in Example 1, except for the use of benzo[d][1,3]dioxol-5-ylmethanamine instead of 2,3-dihydro-1*H*-inden-2-amine (Yield: 46%).

¹H NMR (400 MHz, CDCl₃) δ 12.36 (s, 1H), 8.79 (s, 2H), 7.54 (s, 1H), 6.86 - 6.75 (m, 3H), 5.95 (s, 2H), 4.60 (d, *J* = 5.9 Hz, 2H), 4.14 (dt, *J* = 13.6, 3.7 Hz, 2H), 3.27 (ddd, *J* = 13.2, 11.8, 2.9 Hz, 2H), 3.06 (tt, *J* = 11.4, 3.7 Hz, 1H), 2.19 - 2.13 (m, 2H), 1.95 - 1.84 (m, 2H); ¹³C NMR (100 MHz, CDCl₃) δ 163.93, 162.18, 156.08, 155.79, 150.40, 147.95, 147.03, 132.12, 130.02, 120.89, 109.48, 108.36, 108.25, 101.10, 46.34, 45.42, 32.56, 30.65; HRMS (ESI, *m/z*) calculated for C₂₁H₂₂N₉O₃ [M+H]⁺ 448.1840, found 448.1841.

[Example 56] Synthesis of 5-(5-(4-(1*H*-1,2,3-triazol-5-yl)piperidin-1-yl)-1,3,4-oxadiazol-2-yl)-*N*-(3,4-dichlorobenzyl)pyrimidin-2-amine

The subject compound was synthesized according to the same procedure as in Example

1, except for the use of (3,4-dichlorophenyl)methanamine instead of 2,3-dihydro-1*H*-inden-2-amine (Yield: 36%).

¹H NMR (400 MHz, CDCl₃) δ 8.80 (s, 2H), 7.54 (s, 1H), 7.47 - 7.38 (m, 2H), 7.21 - 7.17 (m, 1H), 5.88 (t, *J* = 6.2 Hz, 1H), 4.67 (d, *J* = 6.3 Hz, 2H), 4.20 - 4.11 (m, 2H), 3.33 - 3.20 (m, 2H), 3.12 - 3.00 (m, 1H), 2.20 - 2.13 (m, 2H), 1.94 - 1.84 (m, 2H); HRMS (ESI, *m/z*) calculated for C₂₀H₂₀Cl₂N₉O [M+H]⁺ 472.1162, found 472.1162.

[Example 57] Synthesis of 5-(5-(4-(1*H*-1,2,3-triazol-5-yl)piperidin-1-yl)-1,3,4-oxadiazol-2-yl)-*N*-(3,5-difluorobenzyl)pyrimidin-2-amine

The subject compound was synthesized according to the same procedure as in Example 1, except for the use of (3,4-difluorophenyl)methanamine instead of 2,3-dihydro-1*H*-inden-2-amine (Yield: 40%).

¹H NMR (400 MHz, CD₃OD) δ 8.78 (s, 2H), 7.52 (s, 1H), 6.92 - 6.87 (m, 2H), 6.71 (tt, *J* = 8.9, 2.3 Hz, 1H), 4.67 (s, 2H), 4.14 - 4.09 (m, 2H), 3.29 (ddd, *J* = 13.2, 11.9, 2.9 Hz, 2H), 3.07 (tt, *J* = 11.5, 3.6 Hz, 1H), 2.20 - 2.14 (m, 2H), 1.92 - 1.82 (m, 2H); ¹³C NMR (100 MHz, CD₃OD) δ 163.99, 163.39 (q, *J* = 12.8 Hz), 162.41, 156.13, 156.05, 149.06, 143.21, 128.77 - 127.05 (m), 110.17 (dd, *J* = 11.9, 7.0 Hz), 102.74 (t, *J* = 25.4 Hz), 46.45, 44.57 (d, *J* = 2.3 Hz), 32.49, 30.86; HRMS (ESI, *m/z*) calculated for C₂₀H₂₀F₂N₉O [M+H]⁺ 440.1753, found 440.1755.

[Example 58] Synthesis of 5-(5-(4-(1*H*-1,2,3-triazol-5-yl)piperidin-1-yl)-1,3,4-oxadiazol-2-yl)-*N*-(3,4-difluorobenzyl)pyrimidin-2-amine

The subject compound was synthesized according to the same procedure as in Example 1, except for the use of (3,4-difluorophenyl)methanamine instead of 2,3-dihydro-1*H*-inden-2-amine (Yield: 43.4%).

¹H NMR (400 MHz, CD₃OD) δ 8.77 (s, 2H), 7.51 (s, 1H), 7.22 - 7.07 (m, 3H), 4.64 (s, 2H), 4.12 (dt, *J* = 13.3, 3.5 Hz, 2H), 3.32 - 3.25 (m, 2H), 3.07 (ddt, *J* = 11.5, 7.8, 3.7 Hz, 1H), 2.20 - 2.14 (m, 2H), 1.87 (td, *J* = 12.0, 7.8 Hz, 2H); ¹³C NMR (100 MHz, CD₃OD) δ 163.96, 162.32, 156.11, 156.00, 151.38 (dd, *J* = 74.0, 12.7 Hz), 149.02, 148.91 (dd, *J* = 60.1, 12.7 Hz), 135.93 (dd, *J* = 5.2, 3.7 Hz), 127.67, 123.55 (dd, *J* = 6.3, 3.6 Hz), 117.00 (dd, *J* = 90.3, 17.4 Hz), 109.33, 46.43, 44.37 (d, *J* = 1.5 Hz), 32.47, 30.83; HRMS (ESI, *m/z*) calculated for C₂₀H₂₀F₂N₉O⁺ [M+H]⁺ 440.1753, found 440.1754.

[Example 59] Synthesis of 5-(5-(4-(1*H*-1,2,3-triazol-5-yl)piperidin-1-yl)-1,3,4-oxadiazol-2-yl)-*N*-(3,5-dibromobenzyl)pyrimidin-2-amine

The subject compound was synthesized according to the same procedure as in Example 1, except for the use of (3,5-dibromophenyl)methanamine instead of 2,3-dihydro-1*H*-inden-2-amine (Yield: 31.7%).

¹H NMR (400 MHz, CD₃OD) δ 8.78 (s, 2H), 7.57 (t, *J* = 1.8 Hz, 1H), 7.52 (s, 1H), 7.45 (d, *J* = 1.7 Hz, 2H), 4.64 (s, 2H), 4.15 - 4.07 (m, 2H), 3.32 - 3.22 (m, 2H), 3.12 - 3.01 (m, 1H), 2.20 - 2.13 (m, 2H), 1.92 - 1.82 (m, 2H); ¹³C NMR (100 MHz, CD₃OD) δ 163.99, 162.31, 156.12, 156.05, 149.16, 143.10, 133.05, 129.37, 127.61, 123.22, 109.49, 46.45, 44.25, 32.48, 30.85; HRMS (ESI, *m/z*) calculated for C₂₀H₂₀Br₂N₉O⁺ [M+H]⁺ 560.0152, found 560.0132.

[Example 60] Synthesis of 5-(5-(4-(1*H*-1,2,3-triazol-5-yl)piperidin-1-yl)-1,3,4-oxadiazol-2-yl)-*N*-(5-bromo-2,3-dihydro-1*H*-inden-2-yl)-4-methylpyrimidin-2-amine

The subject compound was synthesized according to the same procedure as in Example 1, except for the use of 5-bromo-2,3-dihydro-1*H*-inden-2-amine (**4d**) instead of 2,3-dihydro-1*H*-inden-2-amine, and the use of ethyl 2-chloro-4-methylpyrimidine-5-carboxylate instead of

2-chloropyrimidine-5-carboxylate (Yield: 52 %).

¹H NMR (400 MHz, CD₃OD) δ 8.61 (s, 1H), 7.53 (s, 1H), 7.37 (d, J = 1.8 Hz, 1H), 7.30 (dd, J = 8.0, 1.9 Hz, 1H), 7.12 (d, J = 8.0 Hz, 1H), 4.15 - 4.08 (m, 4H), 3.43 - 3.38 (m, 1H), 3.34 - 3.32 (m, 1H), 3.30 - 3.26 (m, 1H), 3.08 (tt, J = 11.5, 3.7 Hz, 1H), 2.95 - 2.84 (m, 2H), 2.68 (s, 3H), 2.20 - 2.13 (m, 2H), 1.94 - 1.83 (m, 2H); ¹³C NMR (100 MHz, CD₃OD) δ 167.27, 163.85, 161.29, 157.08, 143.75, 140.30, 129.94, 128.07, 126.46, 120.51, 108.11, 52.82, 46.46, 39.90, 39.52, 32.52, 30.89, 24.59; HRMS (ESI, m/z) calculated for C₂₃H₂₅BrN₉O [M+H]⁺ 522.1360, found 522.1359.

[Example 61] Synthesis of 5-(5-(4-(1*H*-1,2,3-triazol-5-yl)piperidin-1-yl)-1,3,4-oxadiazol-2-yl)-*N*-(5,6-dibromo-2,3-dihydro-1*H*-inden-2-yl)-4-methylpyrimidin-2-amine

The subject compound was synthesized according to the same procedure as in Example 1, except for the use of 5,6-dibromo-2,3-dihydro-1*H*-inden-2-amine instead of 2,3-dihydro-1*H*-inden-2-amine, and the use of ethyl 2-chloro-4-methylpyrimidine-5-carboxylate instead of 2-chloropyrimidine-5-carboxylate (Yield:50%).

¹H NMR (400 MHz, CDCl₃) δ 11.96 (s, 1H), 8.63 (s, 1H), 7.54 (s, 1H), 7.49 (s, 2H), 5.65 (d, J = 7.5 Hz, 1H), 4.89 (d, J = 6.6 Hz, 1H), 4.16 - 4.11 (m, 2H), 3.38 - 3.24 (m, 4H), 3.07 (ddt, J = 11.5, 7.8, 3.7 Hz, 1H), 2.85 (dd, J = 16.3, 5.4 Hz, 2H), 2.71 (s, 3H), 2.19 - 2.13 (m, 2H), 1.95 - 1.85 (m, 2H); MS (ESI, m/z) calculated for C₂₃H₂₄BrN₉O [M+H]⁺ 600.04, found 600.05.

[Example 62] Synthesis of 5-(3-(4-(1*H*-1,2,3-triazol-4-yl)piperidin-1-yl)propyl)-*N*-(2,3-dihydro-1*H*-inden-2-yl)pyrimidin-2-amine

1-(4-(1*H*-1,2,3-triazol-4-yl)piperidine-1-yl)-3-(2-((2,3-dihydro-1*H*-inden-2-

yl)amino)pyrimidine-5-yl)propan-1-one (**Example 17**, 0.47 mmol) was dissolved in DMF and cooled to 0 °C, then Lithium aluminum hydride (LiAlH₄, 0.10 mmol) in ACN was slowly added dropwise. After the reaction mixture was stirred at room temperature for 2 h, the reaction was quenched with 1N HCl. The pH was adjusted to 7-8 with an aqueous Na₂CO₃ solution, and the mixture was extracted with diethyl ether. The organic layer was dried over Na₂SO₄, filtered, and concentrated. The obtained residue was purified by silica gel column chromatography (Ethyl acetate/Hexane) to give the subject compound (Yield:45%).

¹H NMR (400 MHz, CD₃OD): δ 8.17 (s, 2H), 7.55 (s, 1H), 7.25 - 7.20 (m, 2H), 7.18 - 7.13 (m, 2H), 4.75 - 4.72 (m, 1H), 3.41 - 3.35 (m, 2H), 3.14 - 3.08 (m, 2H), 2.94 - 2.84 (m, 3H), 2.58 - 2.50 (m, 4H), 2.33 (t, *J* = 11.7 Hz, 2H), 2.12 - 2.06 (m, 2H), 1.90 - 1.78 (m, 4H); ¹³C NMR (100 MHz, CD₃OD) δ 161.24, 158.39, 148.90, 141.74, 127.35, 127.10, 125.17, 123.42, 58.21, 53.74, 53.12, 40.38, 32.70, 31.52, 28.14, 27.70; MS (ESI, *m/z*) calculated for C₂₃H₃₀N₇⁺ [M+H]⁺ 404.26, found 404.30.

[Example 63] Synthesis of *N*-(5,6-difluoro-2,3-dihydro-1*H*-inden-2-yl)-5-(5-(4-morpholinopiperidin-1-yl)-1,3,4-oxadiazol-2-yl)pyrimidin-2-amine

The subject compound was synthesized according to the same procedure as in Example 1, except for the use of 4-(piperidine-4-yl)morpholine instead of 4-(1*H*-1,2,3-triazol-5-yl)piperidine·HCl (**3**), as a white solid (14.8mg, Yield: 33.8%).

¹H NMR (400 MHz, DMSO-*d*₆): δ 8.73 (s, 2H), 8.24 (d, *J* = 6.5 Hz, 1H), 7.27 (t, *J* = 9.3 Hz, 2H), 4.68 (dd, *J* = 13.7, 7.0 Hz, 1H), 3.93 (d, *J* = 13.0 Hz, 2H), 3.59 - 3.48 (m, 4H), 3.24 (dd, *J* = 16.1, 7.6 Hz, 2H), 3.06 (t, *J* = 11.4 Hz, 2H), 2.87 (dd, *J* = 16.1, 6.5 Hz, 2H), 2.46 - 2.35 (m, 4H), 1.84 (d, *J* = 11.0 Hz, 2H), 1.46 (ddd, *J* = 16.3, 12.8, 4.8 Hz, 2H), 1.19 - 1.11 (m, 1H); LCMS *m/z* 484[M+H]⁺

[Example 64] Synthesis of 1-(1-(5-(2-((5,6-Difluoro-2,3-dihydro-1*H*-inden-2-yl)amino)pyrimidin-5-yl)-1,3,4-oxadiazol-2-yl)piperidin-4-yl)azetidin-3-ol

The subject compound was synthesized according to the same procedure as in Example 1, except for the use of 1-(piperidine-4-yl)azetidin-3-ol (1-(piperidin-4-yl)azetidin-3-ol) instead of 4-(1*H*-1,2,3-triazol-5-yl)piperidine·HCl (**3**), as an off-white solid (25.1mg, Yield: 59%).

¹H NMR (400 MHz, DMSO-*d*₆): δ 8.73 (s, 2H), 8.23 (d, *J* = 6.8 Hz, 1H), 7.27 (t, *J* = 9.3 Hz, 2H), 5.31 (d, *J* = 3.2 Hz, 1H), 4.68 (dd, *J* = 14.0, 7.2 Hz, 1H), 4.23 - 3.99 (m, 2H), 3.74 (dd, *J* = 7.7, 5.4 Hz, 2H), 3.52 (t, *J* = 6.2 Hz, 2H), 3.30 (s, 2H), 3.23 (dd, *J* = 16.1, 7.5 Hz, 2H), 3.19 - 3.12 (m, 2H), 2.87 (dd, *J* = 15.9, 6.5 Hz, 2H), 2.74 (s, 1H), 2.25 (s, 1H), 1.71 (d, *J* = 10.5 Hz, 2H), 1.23 (d, *J* = 12.6 Hz, 2H); LCMS *m/z* 470[M+H]⁺

[Example 65] Synthesis of 1-(5-(2-((5,6-Difluoro-2,3-dihydro-1*H*-inden-2-yl)amino)pyrimidin-5-yl)-1,3,4-oxadiazol-2-yl)piperidine-4-sulfonamide

The subject compound was synthesized according to the same procedure as in Example 1, except for the use of piperidine-4-sulfonamide instead of 4-(1*H*-1,2,3-triazol-5-yl)piperidine·HCl (**3**), as a white solid (20.7mg, Yield: 47.9%).

¹H NMR (400 MHz, DMSO-*d*₆): δ 8.76 (d, *J* = 12.8 Hz, 2H), 8.26 (d, *J* = 6.9 Hz, 1H), 7.27 (t, *J* = 9.4 Hz, 2H), 6.82 (s, 2H), 4.68 (dd, *J* = 14.1, 7.0 Hz, 1H), 4.04 (d, *J* = 12.9 Hz, 2H), 3.24 (dd, *J* = 16.1, 7.5 Hz, 2H), 3.13 (t, *J* = 11.4 Hz, 3H), 2.87 (dd, *J* = 16.0, 6.5 Hz, 2H), 2.08 (d, *J* = 12.4 Hz, 2H), 1.64 (qd, *J* = 12.6, 4.5 Hz, 2H); LCMS *m/z* 478[M+H]⁺

[Example 66] Synthesis of 5-(1-(5-(2-((5,6-Difluoro-2,3-dihydro-1*H*-inden-2-yl)amino)pyrimidin-5-yl)-1,3,4-oxadiazol-2-yl)piperidin-4-yl)-1,3,4-oxadiazol-2(3*H*)-one

The subject compound was synthesized according to the same procedure as in Example 1, except for the use of 5-(piperidine-4-yl)-1,3,4-oxadiazol-2(3*H*)-one instead of 4-(1*H*-1,2,3-triazol-5-yl)piperidine·HCl (**3**), as a white solid (10.9mg, Yield: 24.9%).

¹H NMR (400 MHz, DMSO-*d*₆): δ12.14 (s, 1H), 8.75 (d, *J* = 9.9 Hz, 2H), 8.26 (d, *J* = 4.1 Hz, 1H), 7.28 (t, *J* = 8.8 Hz, 2H), 4.68 (d, *J* = 4.9 Hz, 1H), 3.92 (d, *J* = 13.0 Hz, 2H), 3.21 (t, *J* = 12.3 Hz, 4H), 2.83 (dd, *J* = 34.8, 13.5 Hz, 3H), 1.99 (d, *J* = 11.4 Hz, 2H), 1.68 (dd, *J* = 23.7, 12.3 Hz, 2H); LCMS *m/z* 483[M+H]⁺

[Example 67] Synthesis of 1-(5-(2-((5,6-Difluoro-2,3-dihydro-1*H*-inden-2-yl)amino)pyrimidin-5-yl)-1,3,4-oxadiazol-2-yl)piperidine-4-carboxylic acid

Step 1: Synthesis of Methyl piperidine-4-carboxylate trifluoroacetic acid salt (im29**)**

To a solution of methyl 1-(*tert*-butoxycarbonyl)-4-piperidinecarboxylate (0.2 g, 0.822 mmol) in DCM (8.2 mL) was added TFA (2.7 mL) at 0 °C and stirred at room temperature for 1 h. The reaction mixture was concentrated under reduced pressure to give the subject compound (**im29**) as a white solid (0.181 g, Yield: 91.5%), which was used in the following reaction without purification.

¹H NMR (400 MHz, DMSO-*d*₆): δ8.43 (bs, 1H), 3.61 (s, 3H), 3.23 (d, *J* = 12.9 Hz, 2H), 2.91 (td, *J* = 12.6, 3.0 Hz, 2H), 2.66 (dd, *J* = 12.9, 9.0 Hz, 1H), 1.96 (d, *J* = 14.5 Hz, 2H), 1.67 (td, *J* = 15.0, 4.0 Hz, 2H)

Step 2: Synthesis of Methyl 1-(5-(2-((5,6-difluoro-2,3-dihydro-1*H*-inden-2-yl)amino)pyrimidin-5-yl)-1,3,4-oxadiazol-2-yl)piperidine-4-carboxylate (L29**)**

To a solution of **7e** (60 mg, 0.181 mmol) in DMF (0.9 mL) was added **im29** (52.2 mg, 0.217 mmol) and cooled to 0 °C. DIPEA (52 μL, 0.543 mmol) was added to the reaction mixture

and stirred at the same temperature for another 30 minutes, then BOP reagent (96.1 mg, 0.217 mmol) was added and stirred at room temperature overnight. The reaction mixture was extracted with EA, the organic layer was washed with brine, dried over Na₂SO₄, filtered and concentrated. The obtained residue was purified by column chromatography (DCM/MeOH) to give the subject compound (**L29**) as a light yellow solid (60.6 mg, 73.3%).

¹H NMR (400 MHz, DMSO-*d*₆): δ8.74 (s, 2H), 8.24 (d, *J* = 6.5 Hz, 1H), 7.27 (t, *J* = 9.3 Hz, 2H), 4.68 (dd, *J* = 14.0, 6.8 Hz, 1H), 3.87 (d, *J* = 13.0 Hz, 2H), 3.61 (s, 3H), 3.24 (dd, *J* = 16.1, 7.4 Hz, 2H), 3.15 (t, *J* = 11.0 Hz, 2H), 2.87 (dd, *J* = 15.9, 6.5 Hz, 2H), 2.79 (d, *J* = 10.7 Hz, 1H), 1.92 (d, *J* = 10.6 Hz, 2H), 1.62 (dd, *J* = 20.8, 11.1 Hz, 2H); LCMS *m/z* 457[M+H]⁺

Step 3: Synthesis of 1-(5-(2-((5,6-Difluoro-2,3-dihydro-1*H*-inden-2-yl)amino)pyrimidin-5-yl)-1,3,4-oxadiazol-2-yl)piperidine-4-carboxylic acid (**67**)

To a solution of **L29** (10 mg, 0.022 mmol) in THF (0.1 mL) was added 1N NaOH (55 μL, 0.055 mmol) and stirred at room temperature overnight. 3N HCl was added to the reaction mixture to adjust the pH to 2 ~ 4, and the reaction mixture was extracted with EA. The organic layer was collected, washed with brine, dried over Na₂SO₄, filtered, and concentrated. The subject compound was obtained as a white solid (8.6 mg, 88.7%).

¹H NMR (400 MHz, DMSO-*d*₆) δ12.30 (bs, 1H), 8.74 (s, 2H), 8.24 (d, *J* = 6.8 Hz, 1H), 7.27 (t, *J* = 9.3 Hz, 2H), 4.68 (dd, *J* = 13.7, 6.9 Hz, 1H), 3.86 (d, *J* = 12.9 Hz, 2H), 3.24 (dd, *J* = 16.1, 7.6 Hz, 2H), 3.14 (t, *J* = 11.0 Hz, 2H), 2.87 (dd, *J* = 15.9, 6.4 Hz, 2H), 1.91 (d, *J* = 13.5 Hz, 2H), 1.59 (d, *J* = 9.4 Hz, 2H), 1.18 (d, *J* = 24.2 Hz, 1H); LCMS *m/z* 443[M+H]⁺

[Example 68] Synthesis of 2-(1-(5-(2-((5,6-Difluoro-2,3-dihydro-1*H*-inden-2-yl)amino)pyrimidin-5-yl)-1,3,4-oxadiazol-2-yl)piperidin-4-yl)acetic acid

The subject compound was synthesized according to the same procedure as in Example

67, except for the use of *tert*-butyl 4-(2-methoxy-2-oxoethyl)piperidine-1-carboxylate instead of methyl 1-(*tert*-butoxycarbonyl)-4-piperidinecarboxylate, as an off-white solid (5.6mg, 38.5%).

5 **[Example 69] Synthesis of 1-(5-(2-((5,6-Difluoro-2,3-dihydro-1*H*-inden-2-yl)amino)pyrimidin-5-yl)-1,3,4-oxadiazol-2-yl)-*N*-hydroxypiperidine-4-carboxamide**

To a solution of 1-(5-(2-((5,6-difluoro-2,3-dihydro-1*H*-inden-2-yl)amino)pyrimidine-5-yl)-1,3,4-oxadiazol-2-yl)piperidine-4-carboxylic acid (**Example 67**) (68 mg, 0.154mmol) in THF (0.5 mL) was added CDI (37.4 mg, 0.231 mmol), stirred at room temperature for 1h and
10 then NH₂OH-HCl (21.4 mg, 0.307 mmol) was added and stirred overnight. The reaction mixture was extracted with EA, the organic layer was collected, washed with brine, dried over MgSO₄, filtered and concentrated. The obtained residue was purified by column chromatography (DCM/MeOH) to give the subject compound as a white solid (2.5 mg, 3.6%).

¹H NMR (400 MHz, DMSO-*d*6): δ10.49 (s, 1H), 8.74 (s, 2H), 8.24 (d, *J* = 7.1 Hz, 1H),
15 7.27 (t, *J* = 9.5 Hz, 2H), 4.68 (d, *J* = 7.1 Hz, 1H), 3.94 (d, *J* = 13.1 Hz, 2H), 3.26 - 3.21 (m, 2H), 3.12 - 3.01 (m, 2H), 2.88 (dd, *J* = 15.1, 8.0 Hz, 2H), 2.19 - 2.13 (m, 1H), 1.68 - 1.61 (m, 2H), 0.83 (t, *J* = 6.4 Hz, 2H); LCMS *m/z* 458[M+H]⁺

20 **[Example 70] Synthesis of *N*-(5,6-difluoro-2,3-dihydro-1*H*-inden-2-yl)-5-(5-(4-methoxy-4-(1*H*-1,2,3-triazol-4-yl)piperidin-1-yl)-1,3,4-oxadiazol-2-yl)pyrimidin-2-amine**

(4-(1-(5-(2-((5,6-Difluoro-2,3-dihydro-1*H*-inden-2-yl)amino)pyrimidin-5-yl)-1,3,4-oxadiazol-2-yl)-4-fluoropiperidin-4-yl)-1*H*-1,2,3-triazol-1-yl)methyl pivalate (**L30**) was synthesized according to the same procedure as in Step 1-1 to Step 2-1 of Example 33, except for the use of *tert*-butyl 4-ethynyl-4-fluoropiperidine-1-carboxylate instead of *tert*-butyl 4-

ethynylpiperidine-1-carboxylate (90 mg, Yield: 65%).

¹H NMR (400 MHz, DMSO-*d*₆) δ 8.76 (s, 2H), 8.25 (d, *J* = 6.7 Hz, 1H), 7.27 (t, *J* = 9.3 Hz, 2H), 6.31 (s, 2H), 4.69 (dd, *J* = 14.0, 7.1 Hz, 1H), 3.78 (m, 2H), 3.51 (m, 2H), 3.24 (dd, *J* = 16.1, 7.5 Hz, 2H), 2.93 - 2.82 (m, 4H), 2.32 (m, 2H), 1.11 (s, 9H); LCMS *m/z* 598[M+H]⁺

To a solution of **L30** (80 mg, 0.13 mmol) in MeOH (1 mL) was added K₂CO₃ (37 mg, 0.27 mmol) and stirred at room temperature overnight. The residue obtained by concentrating the reaction mixture was purified by column chromatography (DCM/MeOH) to give the subject compound (**70**) as a white solid (20 mg, Yield: 31%).

¹H NMR (400 MHz, DMSO-*d*₆) δ 8.74 (s, 2H), 8.24 (d, *J* = 6.7 Hz, 1H), 7.27 (t, *J* = 9.3 Hz, 2H), 4.68 (dd, *J* = 13.8, 6.8 Hz, 1H), 3.60 (s, 2H), 3.49 (m, 2H), 3.24 (dd, *J* = 15.9, 7.5 Hz, 2H), 2.95 (s, 3H), 2.88 (dd, *J* = 15.9, 6.6 Hz, 2H), 2.16 (m, 2H), 2.06 (m, 2H); LCMS *m/z* 496[M+H]⁺

[Example 71] Synthesis of *N*-(5,6-difluoro-2,3-dihydro-1*H*-inden-2-yl)-5-(5-(4-fluoro-4-(1*H*-1,2,3-triazol-5-yl)piperidin-1-yl)-1,3,4-oxadiazol-2-yl)pyrimidin-2-amine

N-(5,6-difluoro-2,3-dihydro-1*H*-inden-2-yl)-5-(5-(4-ethynyl-4-fluoropiperidine-1-yl)-1,3,4-oxadiazol-2-yl)pyrimidine-2-amine (**L31**) was synthesized according to the same procedure as in Step 1 of Example 34, except for the use of 4-ethynyl-4-fluoropiperidine trifluoroacetic acid salt instead of 4-ethynylpiperidine trifluoroacetic acid salt (55 mg, Yield: 83%).

¹H NMR (400 MHz, DMSO-*d*₆) δ 8.74 (s, 2H), 8.26 (d, *J* = 6.7 Hz, 1H), 7.27 (t, *J* = 9.3 Hz, 2H), 4.68 (m, 1H), 4.02 (d, *J* = 5.2 Hz, 1H), 3.68 - 3.48 (m, 4H), 3.29 - 3.17 (m, 2H), 2.94 - 2.81 (m, 2H), 2.15 - 2.00 (m, 4H); LCMS *m/z* 441[M+H]⁺

L31 (50 mg, 0.11 mmol), trimethylsilyl azide (18 uL, 0.14 mmol) and copper (I) iodide

(2.4 mg, 0.013 mmol) were added to the solution of N,N-dimethylformamide/methanol (9:1, 2 mL) mixture and heated at 100 °C for 2 h. The reaction mixture was concentrated and extracted with ethyl acetate. The organic layer was dried over anhydrous sodium sulfate and concentrated, and then the obtained residue was purified by column chromatography (Dichloromethane/Methanol) to give the subject compound (**71**) as a white solid (12mg, Yield: 23%).

¹H NMR (400 MHz, DMSO-*d*₆) δ 8.75 (s, 2H), 8.26 (d, *J* = 6.8 Hz, 1H), 7.27 (t, *J* = 9.4 Hz, 2H), 4.74 - 4.62 (m, 1H), 3.78 (m, 2H), 3.51 (m, 2H), 3.26 - 3.22 (m, 2H), 2.92 - 2.84 (m, 2H), 2.32 - 2.24 (m, 4H); LCMS *m/z* 484[M+H]⁺

Test example. Evaluation of inhibitory activity against human Autotaxin protein

(1) Method

The solution of each synthesized compound (80 uM, 100% dimethyl sulfoxide) was sequentially diluted 5 times with dimethyl sulfoxide to prepare 6 concentrations. Each concentration of compound was diluted two-fold with 1x test buffer (50 mM Tris-Cl (pH 8.0), 5mM KCl, 1mM CaCl₂, 1 mM MgCl₂, 140 mM NaCl, deionized water, 1 mg/mL BSA), and 1 uL (1.25% dimethyl sulfoxide) of this diluted mixture was dispensed into each well of a 96 well clear round bottom plate. 9 uL of 1x test buffer were added to each well, followed by the addition of 20 uL of 240 nM human Autotaxin protein (buffer: 50 mM Tris-HCl, pH 8.0, with 150 mM sodium chloride and 20% glycerol). 10 uL of sonicated 360 uM 18:1 LysoPC (diluted with 1x test buffer) were added to each well. The reaction was performed for 2 hours in a shaking incubator at 37 °C, and a secondary reaction mixture (choline assay kit, KA1662) (65 uL of 1x test buffer: 1 uL of choline oxidase: 1 uL of dye probe) was prepared. 60 uL of the secondary reaction mixture were added to the reaction plate and reacted on a shaker for 30

minutes. Using a SpectraMax iD3 microplate reader, the absorbance was measured at a wavelength of 570 nm. The percentage of inhibition activity (% inhibition) was calculated by the Formula: $(1 - \text{Absorbance}_{\text{test group}} / \text{Absorbance}_{\text{control group}}) \times 100$.

5 (2) Result

The percentage of inhibition activity against Autotaxin protein was calculated for compounds of Example 1 to 71, which is shown in Table 1 below.

【Table 1】

Example	inhibition (%) at 500nM	Example	inhibition (%) at 500nM
1	99	37	93.2
2	100	38	53.2
3	100	39	97.2
4	90	40	68.5
5	100	41	40.6
6	91	42	8.6
7	40	43	4.6
8	14	44	71.3
9	81	45	1.6
10	75	46	1
11	99	47	29.2
12	84	48	3.4
13	75	49	1.2
14	5	50	7
15	100	51	13.2
16	84	52	4.8
17	92	53	10.2
18	85	54	95.3

19	43	55	52
20	14	56	55.8
21	64	57	88.1
22	17	58	84
23	20	59	98.5
24	30.2	60	95.3
25	31.1	61	70
26	27.9	62	70.2
27	29	63	42.9
28	52.5	64	28.1
29	90.8	65	58
30	97.8	66	86.8
31	8.1	67	30.9
32	34.3	68	87.1
33	78.4	69	66.8
34	17.3	70	97.9
35	96	71	98.6
36	53.4		

All synthesized compounds of Example 1 to Example 71 showed excellent inhibitory activity against human Autotaxin protein.

5 The foregoing description of the invention is for illustrative purposes only, and it will be readily apparent to those skilled in the art to which the invention belongs that varying substitutions and modifications may be made to the invention disclosed herein without departing from the spirit of the invention or essential features of the invention. It should therefore be understood that the embodiments described above are for the purpose of illustration

10 of the invention only and are not intended in any way to limit the scope of the present invention.

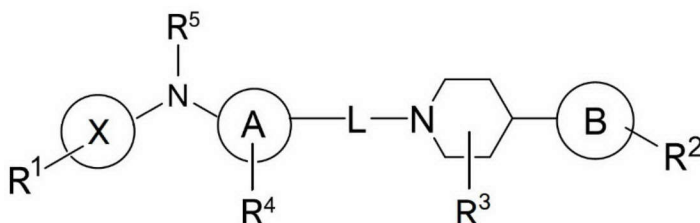
For example, each of the components described in a single form may also be implemented in a distributed manner, and similarly, components described as distributed may also be implemented in a combined form.

5 The scope of the invention is indicated by the following patent claims. The meaning and scope of the patent claims and all modifications or variations derived from their equivalents are considered to be falling within the scope of the invention.

WHAT IS CLAIMED IS:

1. A piperidine derivative compound represented by the following Formula 1, a hydrate thereof, a solvate thereof or a pharmaceutically acceptable salt thereof, wherein:

<Formula 1>



X is aryl C₁₋₄ alkyl; a fused bicyclic ring in which aryl ring or heteroaryl ring having 1 to 3 of N is fused with non-aromatic cycloalkyl ring; or a fused bicyclic ring in which aryl ring is fused with non-aromatic heterocycle ring having 1 to 3 of O, wherein X is substituted with one or more R¹ or not,

- 10 A is 5- to 6-membered heteroaryl having 1 to 3 heteroatom(s) selected from the group consisting of N, O and S,

L is C₁₋₆ alkylene; -(CH₂)_aCO-; -(CH)_aCO-; -(CH₂)_bO(CH₂)_cCO-; or 5-membered aromatic or non-aromatic heterocycle having 1 to 3 heteroatom(s) selected from the group consisting of N and O, wherein said a, b, c are independently an integer from 1 to 5,

- 15 B is COOH; CH₂COOH; CONHOH; SO₂NH₂; 4- to 5-membered non-aromatic heterocycle having 1 to 3 heteroatom(s) selected from the group consisting of N and O; or 5-membered heteroaryl having 1 to 4 heteroatom(s) selected from the group consisting of N and O,

R¹ is halogen or C₁₋₄ alkylsulfonyl,

- 20 R² is hydrogen, C₁₋₄ alkyl, C₁₋₄ haloalkyl, hydroxy, oxo (O) or aryl C₁₋₄ alkyl,

R³ is hydrogen, C₁₋₄ alkyl, C₁₋₄ alkoxy or halogen,

R⁴ is hydrogen, halogen or C₁₋₄ alkyl,

R⁵ is hydrogen or C₁₋₄ alkyl.

2. The piperidine derivative compound, a hydrate thereof, a solvate thereof or a pharmaceutically acceptable salt thereof of Claim 1, characterized in that X is one selected
5 from the group consisting of benzyl, phenethyl, dihydroindenyl, dihydrocyclopentapyrazinyl and benzodioxolyl.
3. The piperidine derivative compound, a hydrate thereof, a solvate thereof or a pharmaceutically acceptable salt thereof of Claim 1, characterized in that A is one selected
10 from the group consisting of pyridine, pyrimidine, pyridazine, pyrazine, oxadiazole and thiadiazole.
4. The piperidine derivative compound, a hydrate thereof, a solvate thereof or a pharmaceutically acceptable salt thereof of Claim 1, characterized in that L is one selected
15 from the group consisting of -(CH₂)₃-, -(CH₂)₂CO-, -(CH₂)₃CO-, -(CH)₂CO-, -CH₂OCH₂CO-, oxazole, isoxazole, dihydroisoxazole and oxadiazole.
5. The piperidine derivative compound, a hydrate thereof, a solvate thereof or a pharmaceutically acceptable salt thereof of Claim 1, characterized in that B is one selected
20 from the group consisting of carboxyl, carboxymethyl, carboxamido, sulfonamide, azetidine, morpholine, oxadiazole, imidazole, triazole and tetrazole.
6. The piperidine derivative compound, a hydrate thereof, a solvate thereof or a pharmaceutically acceptable salt thereof of Claim 1, characterized in that R¹ is one selected

from the group consisting of F, Cl, Br and methanesulfonyl.

7. The piperidine derivative compound, a hydrate thereof, a solvate thereof or a pharmaceutically acceptable salt thereof of Claim 1, characterized in that R² is one selected from the group consisting of hydrogen, methyl, difluoromethyl, trifluoromethyl, hydroxy, oxo (O) and benzyl.

8. The piperidine derivative compound, a hydrate thereof, a solvate thereof or a pharmaceutically acceptable salt thereof of Claim 1, characterized in that R³ is one selected from the group consisting of hydrogen, methyl, methoxy and F.

9. The piperidine derivative compound, a hydrate thereof, a solvate thereof or a pharmaceutically acceptable salt thereof of Claim 1, characterized in that R⁴ is one selected from the group consisting of hydrogen, Cl and methyl.

10. The piperidine derivative compound, a hydrate thereof, a solvate thereof or a pharmaceutically acceptable salt thereof of Claim 1, characterized in that R⁵ is hydrogen or alkyl.

11. The piperidine derivative compound, a hydrate thereof, a solvate thereof or a pharmaceutically acceptable salt thereof of Claim 1, characterized in that is selected from the group consisting of:

[1] 5-(5-(4-(1*H*-1,2,3-triazol-5-yl)piperidin-1-yl)-1,3,4-oxadiazol-2-yl)-*N*-(2,3-dihydro-1*H*-inden-2-yl)pyrimidin-2-amine,

- [2] 5-(5-(4-(1*H*-1,2,3-triazol-5-yl)piperidin-1-yl)-1,3,4-oxadiazol-2-yl)-*N*-(5-fluoro-2,3-dihydro-1*H*-inden-2-yl)pyrimidin-2-amine,
- [3] 5-(5-(4-(1*H*-1,2,3-triazol-5-yl)piperidin-1-yl)-1,3,4-oxadiazol-2-yl)-*N*-(5-chloro-2,3-dihydro-1*H*-inden-2-yl)pyrimidin-2-amine,
- 5 [4] 5-(5-(4-(1*H*-1,2,3-triazol-5-yl)piperidin-1-yl)-1,3,4-oxadiazol-2-yl)-*N*-(5-bromo-2,3-dihydro-1*H*-inden-2-yl)pyrimidin-2-amine,
- [5] 5-(5-(4-(1*H*-1,2,3-triazol-5-yl)piperidin-1-yl)-1,3,4-oxadiazol-2-yl)-*N*-(5,6-difluoro-2,3-dihydro-1*H*-inden-2-yl)pyrimidin-2-amine,
- [6] 5-(5-(4-(1*H*-1,2,3-triazol-5-yl)piperidin-1-yl)-1,3,4-oxadiazol-2-yl)-*N*-(5,6-dichloro-10 2,3-dihydro-1*H*-inden-2-yl)pyrimidin-2-amine,
- [7] *N*-(5-(5-(4-(1*H*-1,2,3-triazol-5-yl)piperidin-1-yl)-1,3,4-oxadiazol-2-yl)pyrimidin-2-yl)-6,7-dihydro-5*H*-cyclopenta[*b*]pyrazin-6-amine,
- [8] 6-(5-(4-(1*H*-1,2,3-triazol-5-yl)piperidin-1-yl)-1,3,4-oxadiazol-2-yl)-*N*-(2,3-dihydro-1*H*-inden-2-yl)pyridazin-3-amine,
- 15 [9] 5-(5-(4-(1*H*-1,2,4-triazol-1-yl)piperidin-1-yl)-1,3,4-oxadiazol-2-yl)-*N*-(2,3-dihydro-1*H*-inden-2-yl)pyrimidin-2-amine,
- [10] *N*-(2,3-dihydro-1*H*-inden-2-yl)-5-(5-(4-(3-methyl-1*H*-1,2,4-triazol-1-yl)piperidin-1-yl)-1,3,4-oxadiazol-2-yl)pyrimidin-2-amine,
- [11] *N*-(5-bromo-2,3-dihydro-1*H*-inden-2-yl)-5-(5-(2-methyl-4-(1*H*-1,2,3-triazol-5-yl)piperidin-1-yl)-1,3,4-oxadiazol-2-yl)pyrimidin-2-amine,
- 20 [12] 5-(5-(4-(1*H*-1,2,3-triazol-5-yl)piperidin-1-yl)-1,3,4-oxadiazol-2-yl)-*N*-(5-bromo-2,3-dihydro-1*H*-inden-2-yl)pyridin-2-amine,
- [13] 5-(5-(4-(1*H*-1,2,3-triazol-5-yl)piperidin-1-yl)-1,3,4-oxadiazol-2-yl)-*N*-(5-bromo-2,3-dihydro-1*H*-inden-2-yl)pyrazin-2-amine,

- [14] 5-(5-(4-(1*H*-1,2,3-triazol-5-yl)piperidin-1-yl)-1,3,4-oxadiazol-2-yl)-*N*-(5-bromo-2,3-dihydro-1*H*-inden-2-yl)-4-chloropyridin-2-amine,
- [15] 5-(5-(4-(1*H*-1,2,3-triazol-5-yl)piperidin-1-yl)-1,3,4-oxadiazol-2-yl)-*N*-(3,5-dichlorobenzyl)pyrimidin-2-amine,
- 5 [16] 5-(5-(4-(1*H*-1,2,3-triazol-5-yl)piperidin-1-yl)-1,3,4-oxadiazol-2-yl)-*N*-(3,5-dichlorophenethyl)pyrimidin-2-amine,
- [17] 1-(4-(1*H*-1,2,3-triazol-5-yl)piperidin-1-yl)-3-(2-((2,3-dihydro-1*H*-inden-2-yl)amino)pyrimidin-5-yl)propan-1-one,
- [18] 1-(4-(1*H*-imidazol-5-yl)piperidin-1-yl)-3-(2-((2,3-dihydro-1*H*-inden-2-yl)amino)pyrimidin-5-yl)propan-1-one,
- 10 [19] 1-(4-(1*H*-1,2,3-triazol-5-yl)piperidin-1-yl)-4-(5-((2,3-dihydro-1*H*-inden-2-yl)amino)-1,3,4-thiadiazol-2-yl)butan-1-one,
- [20] 1-(4-(1*H*-imidazol-5-yl)piperidin-1-yl)-4-(5-((2,3-dihydro-1*H*-inden-2-yl)amino)-1,3,4-thiadiazol-2-yl)butan-1-one,
- 15 [21] 1-(4-(1*H*-1,2,3-triazol-5-yl)piperidin-1-yl)-4-(5-((2,3-dihydro-1*H*-inden-2-yl)amino)-1,3,4-oxadiazol-2-yl)butan-1-one,
- [22] 1-(4-(1*H*-imidazol-5-yl)piperidin-1-yl)-4-(5-((2,3-dihydro-1*H*-inden-2-yl)amino)-1,3,4-oxadiazol-2-yl)butan-1-one,
- [23] 1-(4-(1*H*-1,2,3-triazol-5-yl)piperidin-1-yl)-2-((5-((2,3-dihydro-1*H*-inden-2-yl)amino)-1,3,4-thiadiazol-2-yl)methoxy)ethan-1-one,
- 20 [24] *N*-(5,6-difluoro-2,3-dihydro-1*H*-inden-2-yl)-5-(5-(4-(5-(trifluoromethyl)-1,3,4-oxadiazol-2-yl)piperidin-1-yl)-1,3,4-oxadiazol-2-yl)pyrimidin-2-amine,
- [25] *N*-(5,6-difluoro-2,3-dihydro-1*H*-inden-2-yl)-5-(5-(4-(5-(difluoromethyl)-1,3,4-oxadiazol-2-yl)piperidin-1-yl)-1,3,4-oxadiazol-2-yl)pyrimidin-2-amine,

- [26] 5-(5-(4-(1,2,4-oxadiazol-3-yl)piperidin-1-yl)-1,3,4-oxadiazol-2-yl)-*N*-(5,6-difluoro-2,3-dihydro-1*H*-inden-2-yl)pyrimidin-2-amine,
- [27] 5-(5-(4-(1,3,4-oxadiazol-2-yl)piperidin-1-yl)-1,3,4-oxadiazol-2-yl)-*N*-(5,6-difluoro-2,3-dihydro-1*H*-inden-2-yl)pyrimidin-2-amine,
- 5 [28] 5-(5-(4-(1*H*-tetrazol-1-yl)piperidin-1-yl)-1,3,4-oxadiazol-2-yl)-*N*-(5,6-difluoro-2,3-dihydro-1*H*-inden-2-yl)pyrimidin-2-amine,
- [29] *N*-(5,6-difluoro-2,3-dihydro-1*H*-inden-2-yl)-5-(5-(4-(4-methyl-1*H*-1,2,3-triazol-5-yl)piperidin-1-yl)-1,3,4-oxadiazol-2-yl)pyrimidin-2-amine,
- [30] (*E*)-1-(4-(1*H*-1,2,3-triazol-5-yl)piperidin-1-yl)-3-(2-((5,6-difluoro-2,3-dihydro-1*H*-inden-2-yl)amino)pyrimidin-5-yl)prop-2-en-1-one,
- 10 [31] 5-(5-(4-(1-benzyl-1*H*-1,2,3-triazol-5-yl)piperidin-1-yl)oxazol-2-yl)-*N*-(2,3-dihydro-1*H*-inden-2-yl)pyrimidin-2-amine,
- [32] 5-(5-(4-(1*H*-1,2,3-triazol-5-yl)piperidin-1-yl)-1,3,4-oxadiazol-2-yl)-*N*-(5,6-difluoro-2,3-dihydro-1*H*-inden-2-yl)-*N*-methylpyrimidin-2-amine,
- 15 [33] *N*-(5,6-difluoro-2,3-dihydro-1*H*-inden-2-yl)-5-(5-(4-(1-methyl-1*H*-1,2,3-triazol-5-yl)piperidin-1-yl)-1,3,4-oxadiazol-2-yl)pyrimidin-2-amine,
- [34] *N*-(5,6-difluoro-2,3-dihydro-1*H*-inden-2-yl)-5-(5-(4-(1-methyl-1*H*-1,2,3-triazol-4-yl)piperidin-1-yl)-1,3,4-oxadiazol-2-yl)pyrimidin-2-amine,
- [35] *N*-indan-2-yl-5-[3-[4-(1*H*-triazol-5-yl)-1-piperidyl]-4,5-dihydroisoxazol-5-yl]pyrimidin-2-amine,
- 20 [36] 5-(3-(4-(1*H*-1,2,3-triazol-5-yl)piperidin-1-yl)isoxazol-5-yl)-*N*-(2,3-dihydro-1*H*-inden-2-yl)pyrimidin-2-amine,
- [37] *N*-(5,6-difluoroindan-2-yl)-5-[3-[4-(1*H*-triazol-5-yl)-1-piperidyl]-4,5-dihydroisoxazol-5-yl]pyrimidin-2-amine,

- [38] 5-(3-(4-(1*H*-1,2,3-triazol-5-yl)piperidin-1-yl)isoxazol-5-yl)-*N*-(5,6-difluoro-2,3-dihydro-1*H*-inden-2-yl)pyrimidin-2-amine,
- [39] 5-(3-(4-(1*H*-1,2,3-triazol-5-yl)piperidin-1-yl)-4,5-dihydroisoxazol-5-yl)-*N*-(5-fluoro-2,3-dihydro-1*H*-inden-2-yl)pyrimidin-2-amine,
- 5 [40] 5-(3-(4-(1*H*-1,2,3-triazol-5-yl)piperidin-1-yl)isoxazol-5-yl)-*N*-(5-fluoro-2,3-dihydro-1*H*-inden-2-yl)pyrimidin-2-amine,
- [41] *N*-[(3,5-difluorophenyl)methyl]-5-[3-[4-(1*H*-triazol-5-yl)-1-piperidyl]-4,5-dihydroisoxazol-5-yl]pyrimidin-2-amine,
- [42] *N*-benzyl-5-[3-[4-(1*H*-triazol-5-yl)-1-piperidyl]-4,5-dihydroisoxazol-5-yl]pyrimidin-2-amine,
- 10 [43] *N*-[(3,4-difluorophenyl)methyl]-5-[3-[4-(1*H*-triazol-5-yl)-1-piperidyl]-4,5-dihydroisoxazol-5-yl]pyrimidin-2-amine,
- [44] 5-(3-(4-(1*H*-1,2,3-triazol-5-yl)piperidin-1-yl)-4,5-dihydroisoxazol-5-yl)-*N*-(3,5-dichlorobenzyl)pyrimidin-2-amine,
- 15 [45] 5-(3-(4-(1*H*-1,2,3-triazol-5-yl)piperidin-1-yl)-4,5-dihydroisoxazol-5-yl)-*N*-(benzo[d][1,3]dioxol-5-ylmethyl)pyrimidin-2-amine,
- [46] *N*-(1,3-benzodioxol-5-ylmethyl)-5-[3-[4-(1*H*-triazol-5-yl)-1-piperidyl]isoxazol-5-yl]pyrimidin-2-amine,
- [47] 5-(3-(4-(1*H*-1,2,3-triazol-5-yl)piperidin-1-yl)-4,5-dihydroisoxazol-5-yl)-*N*-(3,5-dichlorophenethyl)pyrimidin-2-amine,
- 20 [48] 5-(3-(4-(1*H*-1,2,3-triazol-5-yl)piperidin-1-yl)-4,5-dihydroisoxazol-5-yl)-*N*-(3-(methylsulfonyl)benzyl)pyrimidin-2-amine,
- [49] 5-(3-(4-(1*H*-1,2,3-triazol-5-yl)piperidin-1-yl)-4,5-dihydroisoxazol-5-yl)-*N*-(4-(methylsulfonyl)benzyl)pyrimidin-2-amine,

- [50] 5-(3-(4-(1*H*-tetrazol-5-yl)piperidin-1-yl)-4,5-dihydroisoxazol-5-yl)-*N*-(2,3-dihydro-1*H*-inden-2-yl)pyrimidin-2-amine,
- [51] 5-(3-(4-(5-(difluoromethyl)-1,3,4-oxadiazol-2-yl)piperidin-1-yl)-4,5-dihydroisoxazol-5-yl)-*N*-(2,3-dihydro-1*H*-inden-2-yl)pyrimidin-2-amine,
- 5 [52] 5-(3-(4-(1*H*-tetrazol-5-yl)piperidin-1-yl)-4,5-dihydroisoxazol-5-yl)-*N*-(5,6-difluoro-2,3-dihydro-1*H*-inden-2-yl)pyrimidin-2-amine,
- [53] *N*-(5-fluoro-2,3-dihydro-1*H*-inden-2-yl)-5-(3-(4-(5-(trifluoromethyl)-1,3,4-oxadiazol-2-yl)piperidin-1-yl)-4,5-dihydroisoxazol-5-yl)pyrimidin-2-amine,
- [54] *N*-(5,6-difluoro-2,3-dihydro-1*H*-inden-2-yl)-5-(5-(2-methyl-4-(1*H*-1,2,3-triazol-5-yl)piperidin-1-yl)-1,3,4-oxadiazol-2-yl)pyrimidin-2-amine,
- 10 [55] 5-(5-(4-(1*H*-1,2,3-triazol-5-yl)piperidin-1-yl)-1,3,4-oxadiazol-2-yl)-*N*-(benzo[d][1,3]dioxol-5-ylmethyl)pyrimidin-2-amine,
- [56] 5-(5-(4-(1*H*-1,2,3-triazol-5-yl)piperidin-1-yl)-1,3,4-oxadiazol-2-yl)-*N*-(3,4-dichlorobenzyl)pyrimidin-2-amine,
- 15 [57] 5-(5-(4-(1*H*-1,2,3-triazol-5-yl)piperidin-1-yl)-1,3,4-oxadiazol-2-yl)-*N*-(3,5-difluorobenzyl)pyrimidin-2-amine,
- [58] 5-(5-(4-(1*H*-1,2,3-triazol-5-yl)piperidin-1-yl)-1,3,4-oxadiazol-2-yl)-*N*-(3,4-difluorobenzyl)pyrimidin-2-amine,
- [59] 5-(5-(4-(1*H*-1,2,3-triazol-5-yl)piperidin-1-yl)-1,3,4-oxadiazol-2-yl)-*N*-(3,5-dibromobenzyl)pyrimidin-2-amine,
- 20 [60] 5-(5-(4-(1*H*-1,2,3-triazol-5-yl)piperidin-1-yl)-1,3,4-oxadiazol-2-yl)-*N*-(5-bromo-2,3-dihydro-1*H*-inden-2-yl)-4-methylpyrimidin-2-amine,
- [61] 5-(5-(4-(1*H*-1,2,3-triazol-5-yl)piperidin-1-yl)-1,3,4-oxadiazol-2-yl)-*N*-(5,6-dibromo-2,3-dihydro-1*H*-inden-2-yl)-4-methylpyrimidin-2-amine,

[62] 5-(3-(4-(1*H*-1,2,3-triazol-4-yl)piperidin-1-yl)propyl)-*N*-(2,3-dihydro-1*H*-inden-2-yl)pyrimidin-2-amine,

[63] *N*-(5,6-difluoro-2,3-dihydro-1*H*-inden-2-yl)-5-(5-(4-morpholinopiperidin-1-yl)-1,3,4-oxadiazol-2-yl)pyrimidin-2-amine,

5 [64] 1-(1-(5-(2-((5,6-difluoro-2,3-dihydro-1*H*-inden-2-yl)amino)pyrimidin-5-yl)-1,3,4-oxadiazol-2-yl)piperidin-4-yl)azetidin-3-ol,

[65] 1-(5-(2-((5,6-difluoro-2,3-dihydro-1*H*-inden-2-yl)amino)pyrimidin-5-yl)-1,3,4-oxadiazol-2-yl)piperidine-4-sulfonamide,

[66] 5-(1-(5-(2-((5,6-difluoro-2,3-dihydro-1*H*-inden-2-yl)amino)pyrimidin-5-yl)-1,3,4-oxadiazol-2-yl)piperidin-4-yl)-1,3,4-oxadiazol-2(3*H*)-one,

[67] 1-(5-(2-((5,6-difluoro-2,3-dihydro-1*H*-inden-2-yl)amino)pyrimidin-5-yl)-1,3,4-oxadiazol-2-yl)piperidine-4-carboxylic acid,

[68] 2-(1-(5-(2-((5,6-difluoro-2,3-dihydro-1*H*-inden-2-yl)amino)pyrimidin-5-yl)-1,3,4-oxadiazol-2-yl)piperidin-4-yl)acetic acid,

15 [69] 1-(5-(2-((5,6-difluoro-2,3-dihydro-1*H*-inden-2-yl)amino)pyrimidin-5-yl)-1,3,4-oxadiazol-2-yl)-*N*-hydroxypiperidine-4-carboxamide,

[70] *N*-(5,6-difluoro-2,3-dihydro-1*H*-inden-2-yl)-5-(5-(4-methoxy-4-(1*H*-1,2,3-triazol-4-yl)piperidin-1-yl)-1,3,4-oxadiazol-2-yl)pyrimidin-2-amine, and

[71] *N*-(5,6-difluoro-2,3-dihydro-1*H*-inden-2-yl)-5-(5-(4-fluoro-4-(1*H*-1,2,3-triazol-5-yl)piperidin-1-yl)-1,3,4-oxadiazol-2-yl)pyrimidin-2-amine.

20

12. A pharmaceutical composition for preventing or treating a disease associated with autotaxin activity, comprising the piperidine derivative compound, a hydrate thereof, a solvate thereof or a pharmaceutically acceptable salt thereof of any one of Claims 1-11 as an active

ingredient.

13. The pharmaceutical composition of Claim 12, characterized in that the disease associated with autotaxin activity is selected from the group consisting of fibrotic diseases, inflammatory diseases, autoimmune diseases, respiratory diseases, cardiovascular diseases, metabolic diseases, cancer and cancer metastasis, ocular diseases, cholestatic form and other forms of chronic pruritus, and acute or chronic organ transplant rejection.

14. A pharmaceutical composition comprising the piperidine derivative compound, a hydrate thereof, a solvate thereof or a pharmaceutically acceptable salt thereof of any one of Claims 1-11, characterized in that is selected from the group consisting of a fibrotic disease selected from idiopathic pulmonary fibrosis (IPF), interstitial lung disease, liver fibrosis, liver cirrhosis, non-alcoholic steatohepatitis, myocardial and vascular fibrosis, renal fibrosis, cutaneous fibrosis, glomerulosclerosis, myocardial fibrosis and vascular fibrosis; an inflammatory disease selected from rheumatoid arthritis, osteoarthritis, atopic dermatitis, inflammatory bowel disease, inflammatory airway disease, chronic obstructive pulmonary disease (COPD) and asthma; an autoimmune disease selected from multiple sclerosis and scleroderma; a respiratory disease selected from asbestos-induced pulmonary fibrosis and acute respiratory distress syndrome (ARDS); a cardiovascular disease selected from arteriosclerosis, myocardial infarction, arterial and pulmonary hypertension, cardiac arrhythmia, stroke and other vascular damage; a metabolic disease selected from obesity and diabetes; cancer and cancer metastasis selected from breast cancer, ovarian cancer, lung cancer, prostate cancer, mesothelioma, glioma, liver carcinoma, gastrointestinal cancer, pancreatic cancer, and its progression and metastatic invasion; an ocular disease selected

from proliferative and non-proliferative (diabetic) retinopathy, dry and wet age-related macular degeneration (AMD), macular edema, central artery/venous occlusion, traumatic injury, and glaucoma; cholestatic form and other forms of chronic pruritus; and acute or chronic organ transplant rejection.

5

15. A pharmaceutical composition for preventing or treating radiation-induced fibrosis, comprising the piperidine derivative compound, a hydrate thereof, a solvate thereof or a pharmaceutically acceptable salt thereof of any one of Claims 1-11.

10 16. A pharmaceutical composition comprising the piperidine derivative compound, a hydrate thereof, a solvate thereof or a pharmaceutically acceptable salt thereof of any one of Claims 1-11, and a pharmaceutically acceptable additive.