



US00D720829S

(12) **United States Design Patent**  
**Mehan**

(10) **Patent No.:** **US D720,829 S**

(45) **Date of Patent:** **\*\* Jan. 6, 2015**

(54) **FLYING INSECT TRAP**  
(71) Applicant: **James P Mehan**, Houston, TX (US)  
(72) Inventor: **James P Mehan**, Houston, TX (US)  
(\*\*) Term: **14 Years**

D271,231 S *	11/1983	Stout	.....	D22/122
4,592,163 A *	6/1986	Wilson	.....	43/122
D432,593 S *	10/2000	Naughton	.....	D21/511
D521,102 S *	5/2006	Hoyes	.....	D22/122
D626,699 S *	11/2010	Tang	.....	D30/110
8,079,175 B2 *	12/2011	Calkins et al.	.....	43/114
D656,216 S *	3/2012	Rubel	.....	D22/122

\* cited by examiner

(21) Appl. No.: **29/476,832**  
(22) Filed: **Dec. 17, 2013**  
(51) **LOC (10) Cl.** ..... **22-06**  
(52) **U.S. Cl.**  
USPC ..... **D22/122**  
(58) **Field of Classification Search**  
USPC ..... D22/119-124; D21/511; D30/110-111,  
D30/121; 206/806; 229/122, 125.19, 138;  
239/57; 43/58, 60, 65-66, 107,  
43/113-115, 122, 131, 132.1; D9/600,  
D9/636-637, 432, 414  
See application file for complete search history.

*Primary Examiner* — Catheri Oliver-Garcia  
(74) *Attorney, Agent, or Firm* — Edward L. White

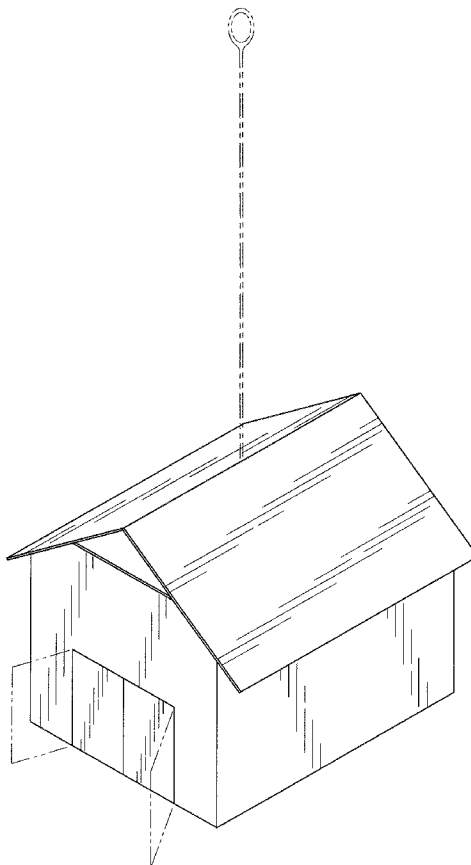
(57) **CLAIM**  
The ornamental design for a flying insect trap, as shown and described.

**DESCRIPTION**

FIG. 1 is a front view of the trap.  
FIG. 2 is a rear view thereof.  
FIG. 3 is a first side view thereof.  
FIG. 4 is a second side view thereof.  
FIG. 5 is a top view thereof.  
FIG. 6 is a bottom view thereof; and,  
FIG. 7 is a perspective view thereof.  
The broken line showing of environment in the drawings is included for the purpose of illustrating only and forms no part of the claimed design.

(56) **References Cited**  
U.S. PATENT DOCUMENTS  
D208,303 S \* 8/1967 Musikantow et al. .... D22/122  
3,581,429 A \* 6/1971 Hickman et al. .... 43/107  
3,708,908 A \* 1/1973 Levey ..... 43/114  
3,820,273 A \* 6/1974 Novak ..... 43/113

**1 Claim, 4 Drawing Sheets**



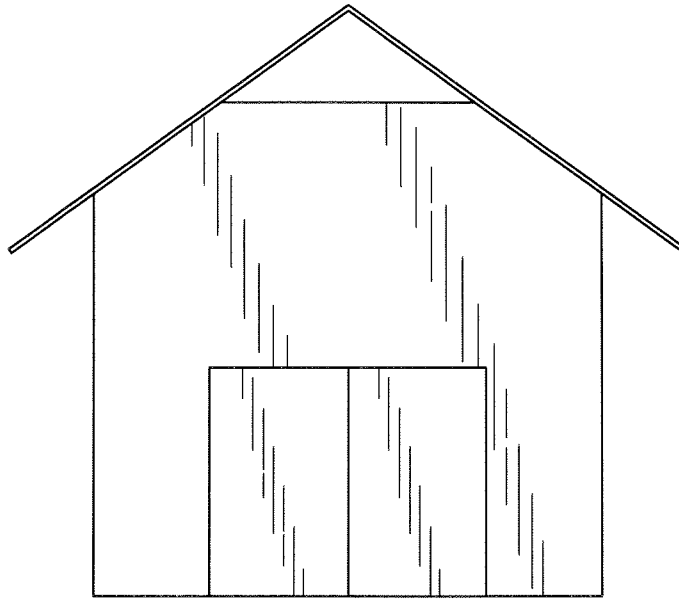


FIG. 1

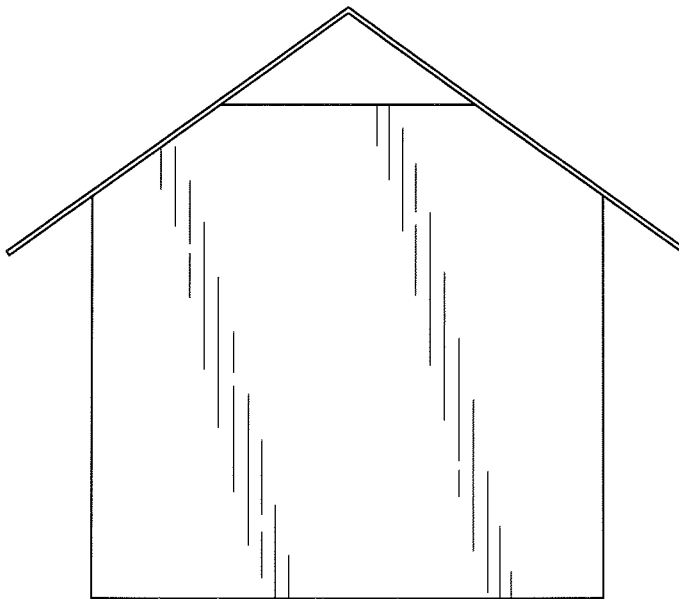


FIG. 2

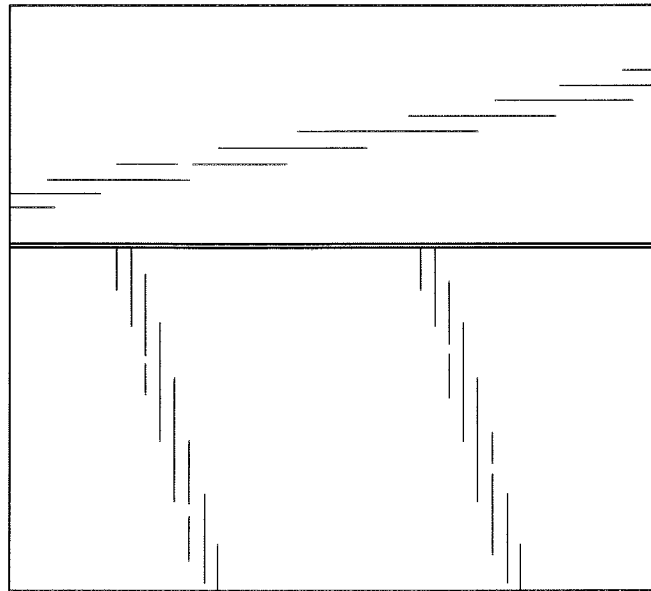


FIG. 3

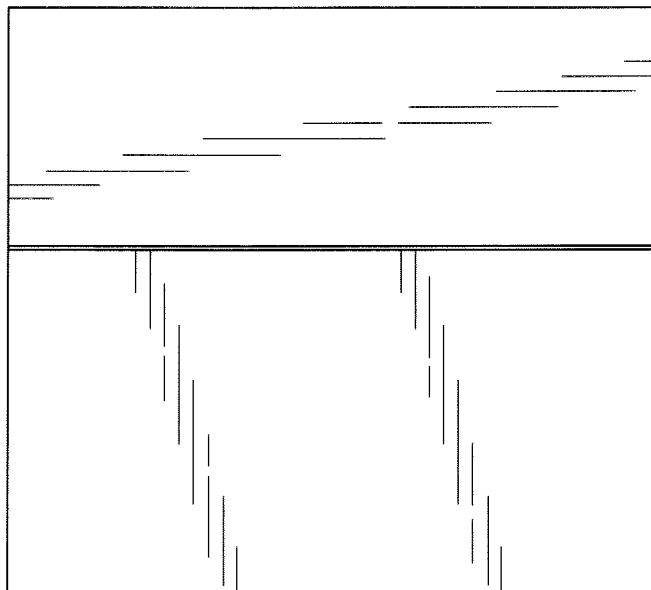


FIG. 4




FIG. 5




FIG. 6

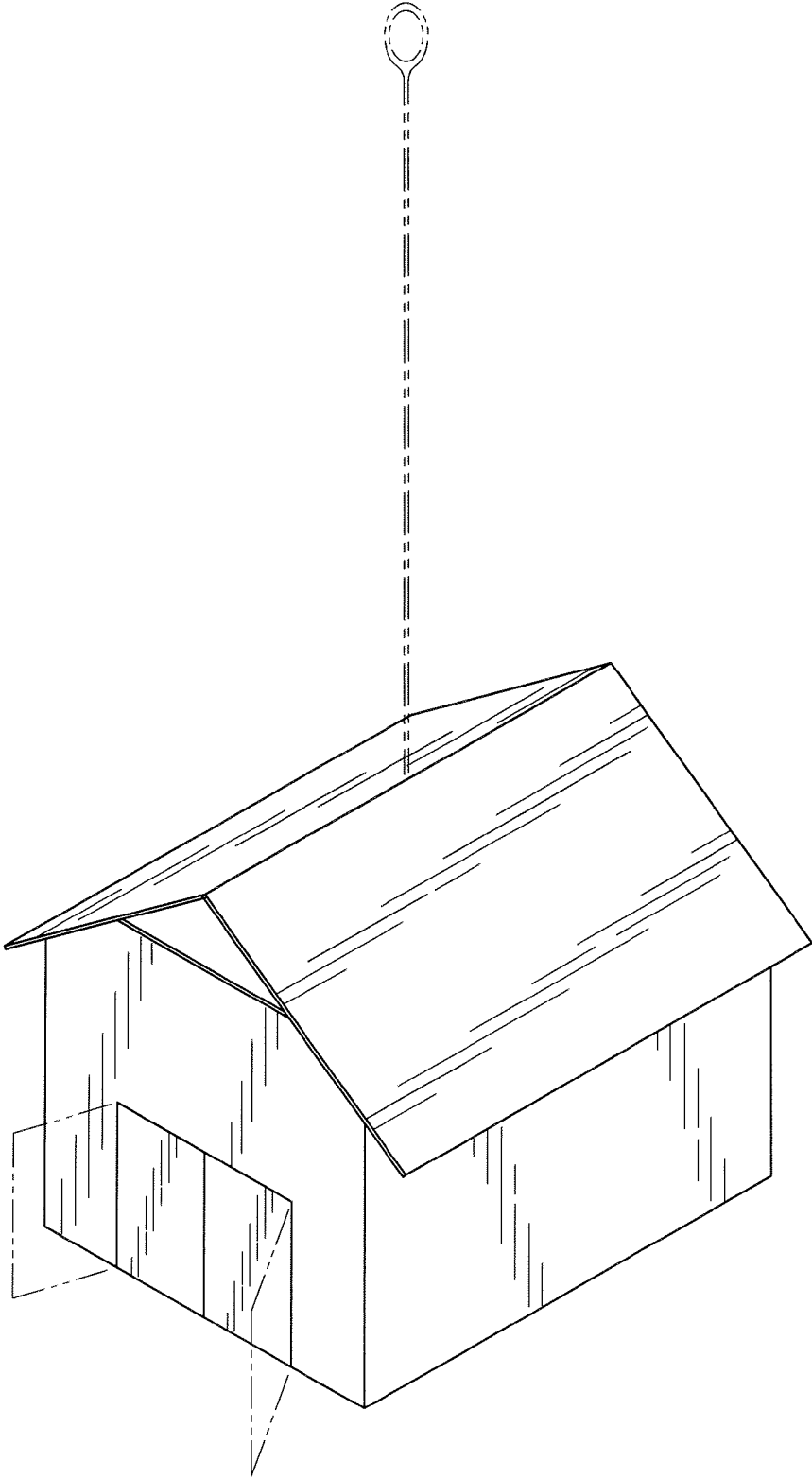


FIG. 2