

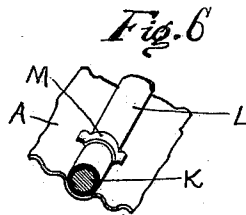
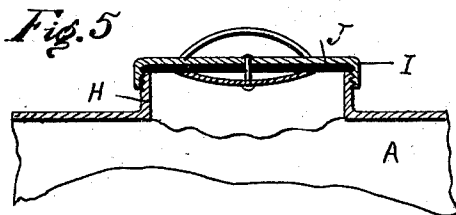
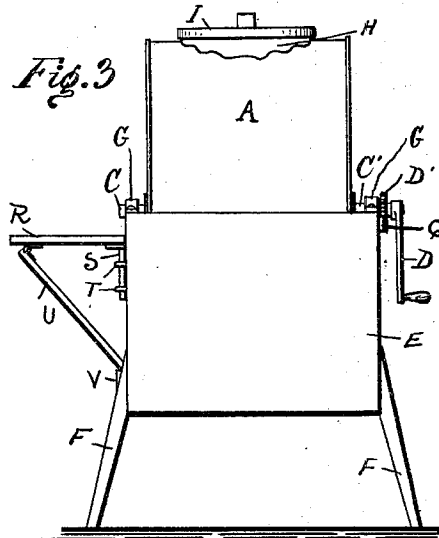
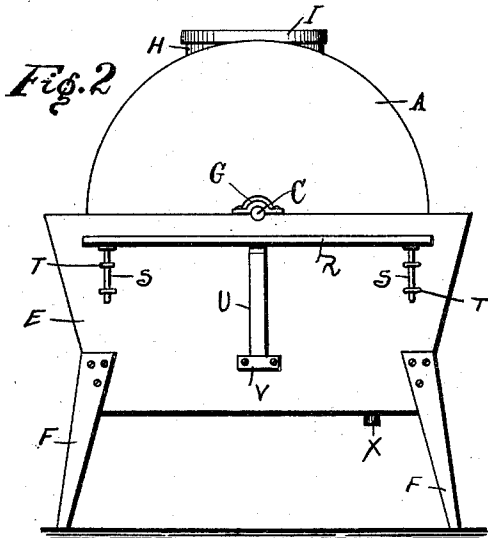
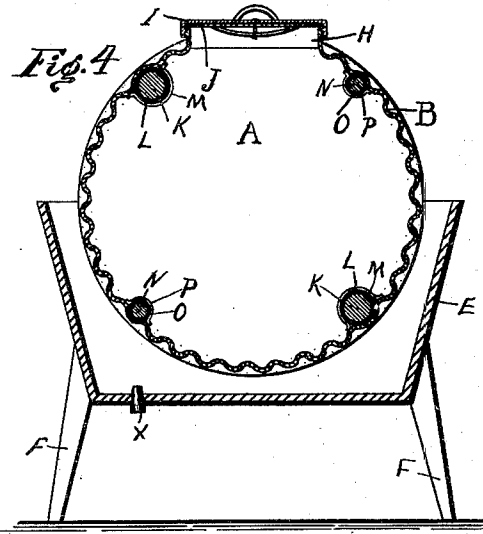
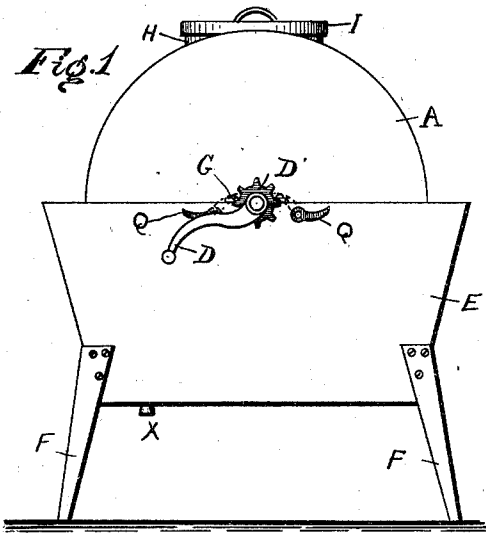
No. 662,425.

Patented Nov. 27, 1900.

H. A. HARTMAN.
WASHING MACHINE.

(Application filed Mar. 19, 1900.)

(No Model.)



WITNESSES:

J. E. Krepps,
George E. Wilson.

INVENTOR:

Henry A. Hartman,
BY- Richard S. Harrison.
his ATTORNEY.

UNITED STATES PATENT OFFICE.

HENRY A. HARTMAN, OF PITTSBURG, PENNSYLVANIA.

WASHING-MACHINE.

SPECIFICATION forming part of Letters Patent No. 662,425, dated November 27, 1900.

Application filed March 19, 1900. Serial No. 9,144. (No model.)

To all whom it may concern:

Be it known that I, HENRY A. HARTMAN, a citizen of the United States, residing at No. 906 Brownsville avenue, Pittsburg, in the county of Allegheny and State of Pennsylvania, have invented certain new and useful Improvements in Washing-Machines; and I do declare the following to be a full, clear, and exact description of the invention, such as will enable others skilled in the art to which it appertains to make and use the same, reference being had to the accompanying drawings, and to the letters of reference marked thereon, which form a part of this specification.

This invention relates to certain new and useful improvements in washing-machines.

The invention has for its object the provision of a simple and efficient power-machine for washing clothes without the direct application of the hands to the articles to be washed. I attain this object by the machine illustrated in the accompanying drawings, in which—

Figure 1 is a side elevation of the machine. Fig. 2 is an elevation of the opposite side. Fig. 3 is an end elevation. Fig. 4 is a side view in section. Fig. 5 is an enlarged sectional view of a portion of the cylinder. Fig. 6 is a perspective view of a portion of the cylinder, showing the manner of attaching the rubber bars to the interior.

Similar letters of reference indicate similar parts in all of the views.

The invention consists of a water-tight galvanized-iron cylinder A, having transverse corrugations B formed about its periphery. This cylinder is provided at one side with a short journal C and at the opposite side with a similar journal C', carrying the crank D and ratchet-wheel D'. The cylinder is mounted within a box-frame E, supported upon legs F, and in order to secure the same in rotatable position caps G are placed over the journals and bolted down to the edge of the frame. An opening is formed within the periphery of the cylinder and is surrounded by a circular flange H, having a thread formed around its exterior. The opening is closed by a door or screw-cap I, fitted over the flange, and is provided with an interior rubber or cork gasket J to prevent leakage. A pair of

wooden bars K, having a rubber covering L, extend across the interior of the cylinder at points diametrically opposite one another and are secured in position by straps M. A pair of similar bars N of less dimensions covered with rubber O are placed within the cylinder at points midway between the aforesaid bars and are held in place by straps P.

Dogs Q are pivoted upon the side of the machine and are adapted to be thrown into engagement with the wheel D' to hold the cylinder in position when inserting and removing the goods and water therefrom.

A shelf R is placed on the opposite side of the machine to support a washboiler. This shelf is provided with keepers S, which engage within staples T on the side of the machine. To further secure the shelf in position and increase its strength, a bar U is hinged to its under side and engages with a lug V on the side of the machine.

To use the machine, the cylinder is locked against rotating by means of the dogs. The lid is then unscrewed from the cylinder and the clothes and water introduced therein. The lid is then replaced and the dogs thrown out of engagement with the wheel. The cylinder is then rotated by means of the crank, which causes the clothes to slide upon the corrugated surface and over the small rubber bars until they meet one of the large bars. The large bar engages and carries the clothes up a short distance (at every half-revolution) until they slide off and down the corrugated surface. This continual sliding-and-falling motion over the rubber and corrugated surface results in thoroughly cleaning the clothes of all dirt. When the washing is completed, the water is allowed to escape into the box and is released therefrom by withdrawing the plug X.

If desired, the machine may be geared up to run by steam or other power, or the machine may be put to use for other uses than washing clothes.

Having thus fully shown and described my invention, what I claim as new, and desire to secure by Letters Patent, is—

A washing-machine, consisting of a cylindrical body portion having an unbroken corrugated lining about its inner circumference, two pairs of rubber-covered rollers of unequal

diameter seated in grooves of said corruga-
tions, straps for confining the rollers in said
grooves and in contact with the corrugated
lining, and alternately arranged with refer-
5 ence to one another, each pair of similar diam-
eter being diametrically opposite each other,
as set forth.

In testimony whereof I affix my signature
in presence of two witnesses.

HENRY A. HARTMAN.

Witnesses:

RICHARD S. HARRISON,
JAS. J. MCAFEE.