

C. W. PORTER.

Improvement in Screw-Drivers.

No. 128,751.

Patented July 9, 1872.

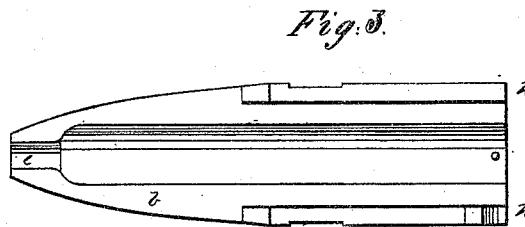
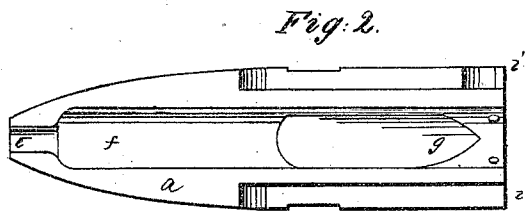
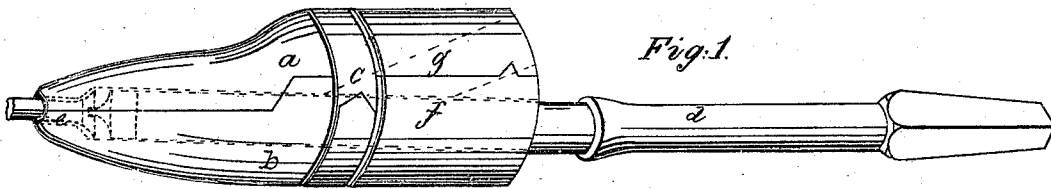
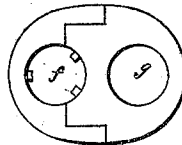


Fig. 4.



Fig. 5.



Witnesses:

W J C Russell  
C F Gordon

Inventor:

Charles W Porter

# UNITED STATES PATENT OFFICE.

CHARLES W. PORTER, OF SEARSPORT, MAINE.

## IMPROVEMENT IN SCREW-DRIVERS.

Specification forming part of Letters Patent No. 128,751, dated July 9, 1872.

I, CHARLES W. PORTER, of Searsport, in the county of Waldo and State of Maine, have invented a new and useful Implement for Holding and Driving Screws; and I hereby declare that the following is a full, clear, and exact description of the same, reference being had to the annexed drawing making a part of this specification, in which—

Figure 1 is a perspective, and Figs. 2, 3, 4, and 5 are sectional views.

Letters *a* and *b* are cast-iron sides or halves; *c*, steel spring; *d*, steel screw-driver; *e*, outlet for screw; *f*, passage for screw-driver; *g*, passage for screws; *h h*, toothed lips; *i i*, sockets for toothed lips *h h*.

I cast two iron sides or halves in form substantially as shown in the figures by letters *a* and *b*, so that when brought together, as in Fig. 1, there shall be a cylindrical passage for the screw-driver between them, as shown by letter *f*; the side piece *a* being furnished with a like passage for the screws, as shown by letter *g*, communicating with and running into the driver-passage *f*; the side piece *b* being furnished with toothed lips *h h*, which fit into the sockets *i i* in the side piece *a*; said side pieces *a b* being held together and in place by means of steel springs *c* passing round them,

or its equivalent, and the toothed lips *h h*; said spring being made open, which permits the side pieces to separate sufficiently for the screw to pass out. The driver *d* is made of steel, with a head near the point, and is held in by the points, seen round *f* in Fig. 5, or their equivalent.

To use this invention, pull up the driver, drop a screw into the screw-passage *g*, which will slide into the lower part of the driver-passage *f* below the driver. By means of this invention the screw can easily be placed wherever desired, and can be securely held in a proper position while driving, so that it will not tip to the one side or the other, but will go straight in.

What I claim as my invention, and desire to secure by Letters Patent, is—

The half or side piece *a* with its screw-passage *g* and sockets *i i*, the side piece *b* with its toothed lips *h h* and the spring *c*, in combination with the driver *d*, arranged as described, and for the purpose set forth.

CHARLES W. PORTER.

Witnesses:

C. F. GORDON,  
E. B. SHELDON.