

[54] TWO-TIER COMB

[76] Inventor: Samuel J. Furco, 756 S. Crouse Ave., Syracuse, N.Y. 13210

[**] Term: 14 Years

[21] Appl. No.: 142,224

[22] Filed: Jan. 11, 1988

[52] U.S. Cl. D28/28

[58] Field of Search D28/9-10, D28/21-62; D30/158-159; 132/219, 112-161

[56] References Cited

U.S. PATENT DOCUMENTS

201,773	3/1878	Gravatt	132/141 X
563,112	6/1986	Wilson	132/140
686,050	11/1901	Gillum	132/158 X
2,245,469	6/1941	Ecklund et al.	132/148 X
4,517,998	5/1985	Furco	132/148

FOREIGN PATENT DOCUMENTS

431720	11/1911	France	132/148
--------	---------	--------	---------

Primary Examiner—B. J. Bullock
Assistant Examiner—C. Tuttle
Attorney, Agent, or Firm—Wall and Roehrig

[57] CLAIM

The ornamental design for a two-tier comb, as shown and described.

DESCRIPTION

FIG. 1 is a front elevational view of a two-tier comb showing my new design, the undisclosed rear view being a mirror image of the side shown; FIG. 2 is a top plan view thereof; FIG. 3 is a bottom plan view thereof; FIG. 4 is a left side elevational view thereof; FIG. 5 is a right side elevational view thereof; FIG. 6 is a front elevational view of a modified embodiment of the design shown in FIGS. 1-5; FIG. 7 is a top plan view thereof; FIG. 8 is a left side elevational view thereof; and FIG. 9 is a right side elevational view thereof. The characteristic feature of my new design resides in the tooth pattern of the comb which is clearly shown in FIGS. 1 and 6.

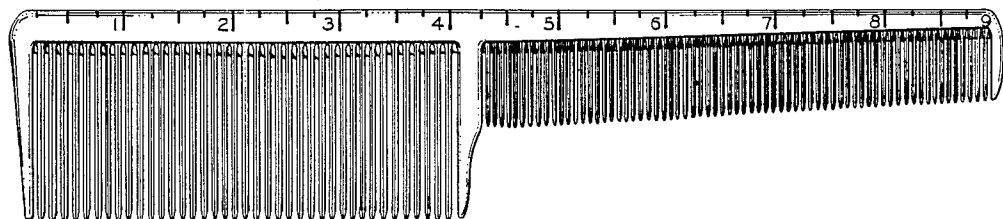
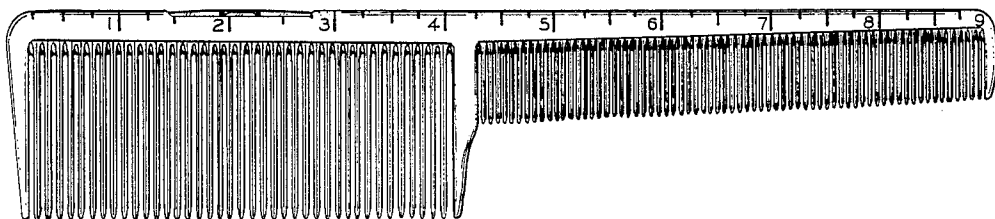




FIG. 2



FIG. 5

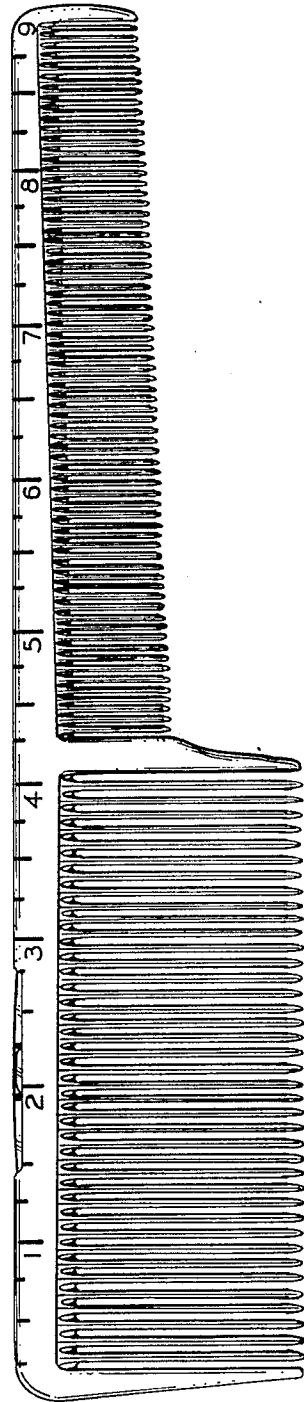


FIG. 1




FIG. 4



FIG. 3



FIG. 7

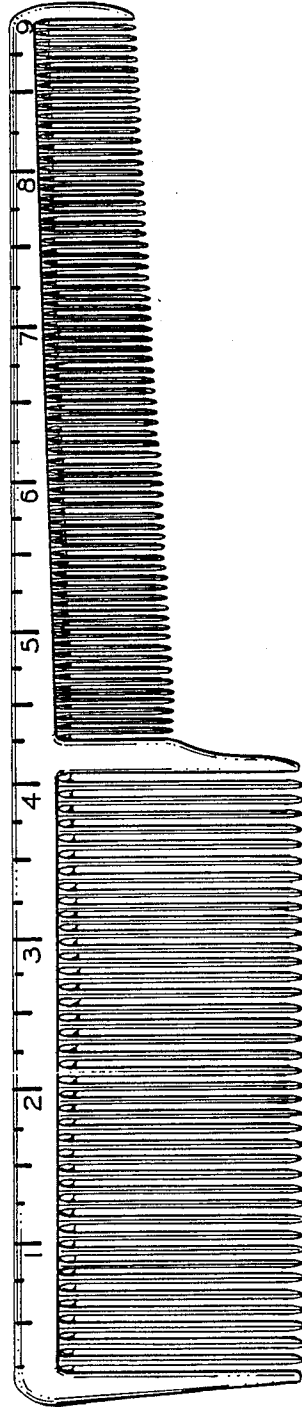


FIG. 6




FIG. 8



FIG. 9