



US00D724522S

(12) **United States Design Patent**
D'Abrigeon et al.

(10) **Patent No.:** **US D724,522 S**

(45) **Date of Patent:** **** Mar. 17, 2015**

(54) **PNEUMATIC TIRE**

(71) Applicants: **Compagnie Generale des Etablissements Michelin, Clermont-Ferrand (FR); Michelin Recherche et Technique S.A., Granges-Paccot (CH)**

(72) Inventors: **Nicolas D'Abrigeon, Clermont-Ferrand (FR); Stéphane Parrat, Clermont-Ferrand (FR)**

(73) Assignees: **Compagnie Generale des Etablissements Michelin (FR); Michelin Recherche et Technique S.A. (CH)**

(**) Term: **14 Years**

(21) Appl. No.: **29/465,329**

(22) Filed: **Aug. 27, 2013**

(30) **Foreign Application Priority Data**

Feb. 27, 2013 (FR) 13 1056

(51) **LOC (10) CL.** **12-15**

(52) **U.S. CL.**
USPC **D12/552; D12/553**

(58) **Field of Classification Search**
USPC D12/533-567, 587-588, 900-901;
152/209.1-209.9, 209.11-209.19,
152/209.21-209.28, 455
See application file for complete search history.

(56) **References Cited**

U.S. PATENT DOCUMENTS

D390,512 S * 2/1998 Eromaki D12/553
D454,523 S * 3/2002 Traulle D12/553

D491,516 S * 6/2004 Miller et al. D12/553
D531,955 S * 11/2006 Fontaine et al. D12/553
D555,581 S * 11/2007 Salvan D12/553
D579,863 S * 11/2008 Harvey et al. D12/553
D595,639 S * 7/2009 de Briey-Terlinden D12/553
D601,946 S * 10/2009 Fontaine et al. D12/553
D606,927 S * 12/2009 Kang D12/552
D607,810 S * 1/2010 Oizumi et al. D12/552
D610,963 S * 3/2010 Ochi D12/552
D615,479 S * 5/2010 Lee D12/552
D626,911 S * 11/2010 Takashima D12/551
D640,184 S * 6/2011 de Briey-Terlinden D12/553
D683,301 S * 5/2013 Kang D12/552
D705,718 S * 5/2014 Hirama et al. D12/553

* cited by examiner

Primary Examiner — Stacia Cadmus

(74) *Attorney, Agent, or Firm* — Dickinson Wright PLLC

(57) **CLAIM**

The ornamental design for a pneumatic tire, as shown and described.

DESCRIPTION

FIG. 1 is a perspective view of a pneumatic tire showing our new design.

FIG. 2 is a front elevational view thereof.

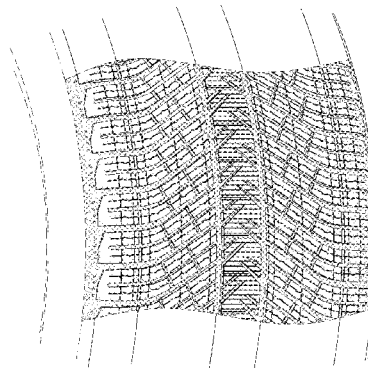
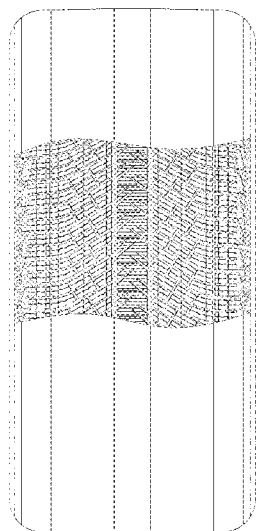
FIG. 3 is a side elevational view thereof, the other side being a mirror image; and,

FIG. 4 is a partial enlarged perspective view thereof.

In the drawings, the broken lines defining the sidewall, inner bead and the unclaimed sidewall depict environmental subject matter that forms no part of the claimed design. The dash-dot lines represent the peripheral boundary between the claimed tire tread and unclaimed sidewall.

The tread pattern is understood to repeat uniformly throughout the circumference of the tire, as shown schematically in solid lines.

1 Claim, 4 Drawing Sheets



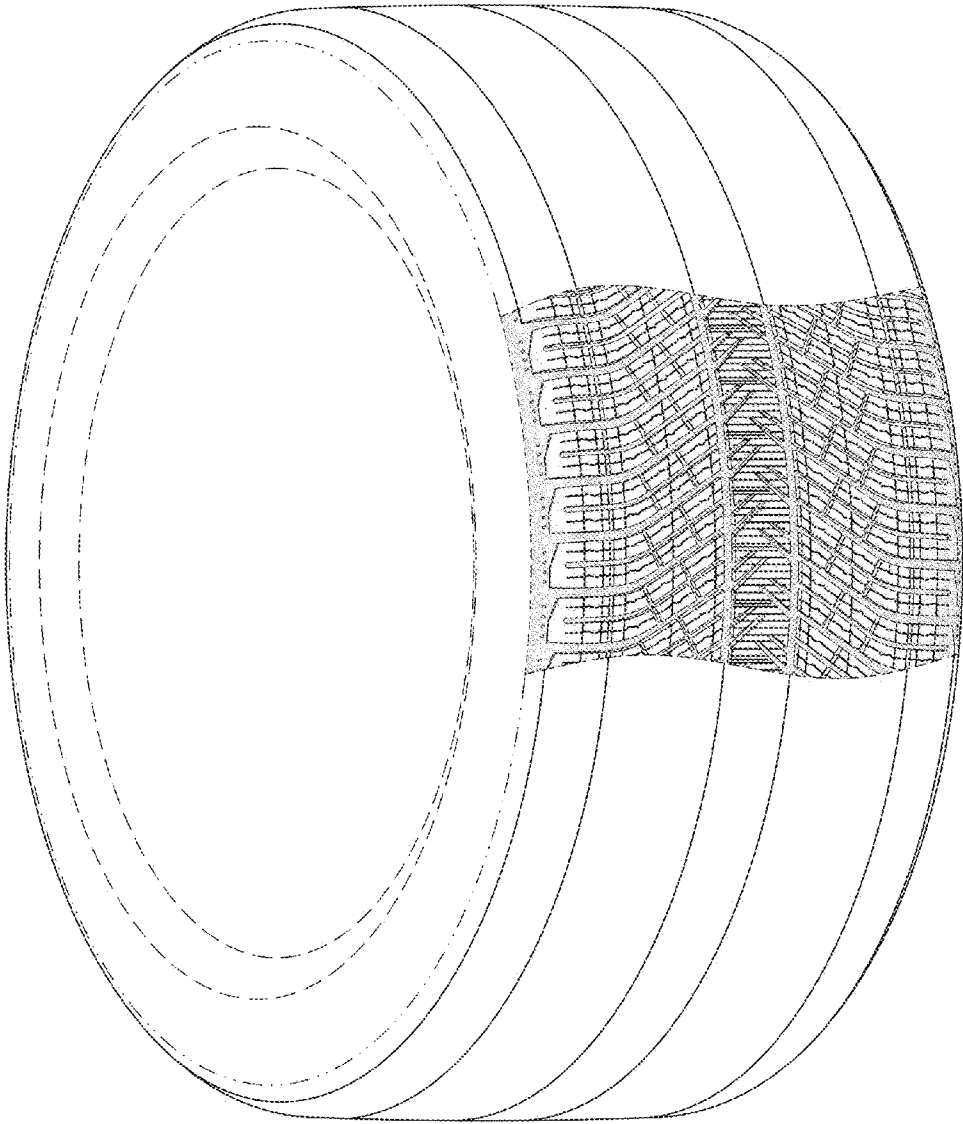


FIG. 1

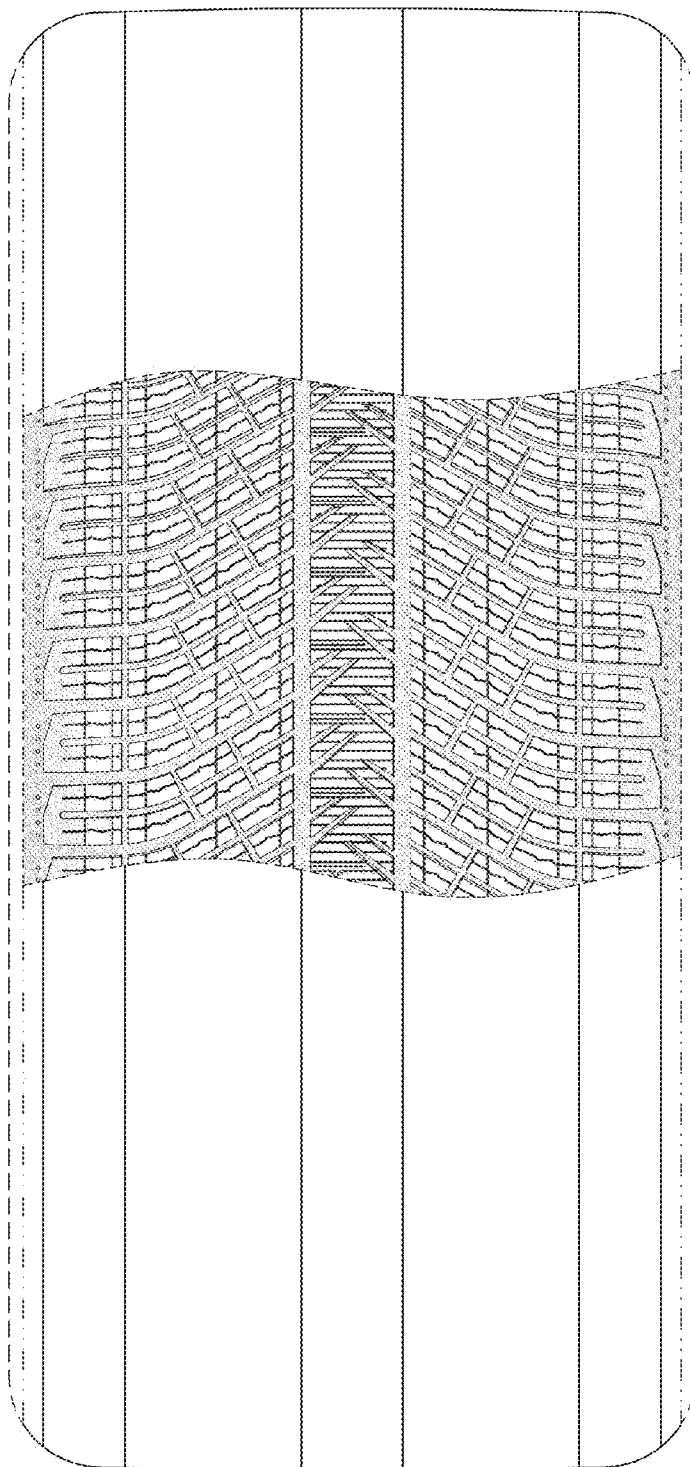


FIG. 2

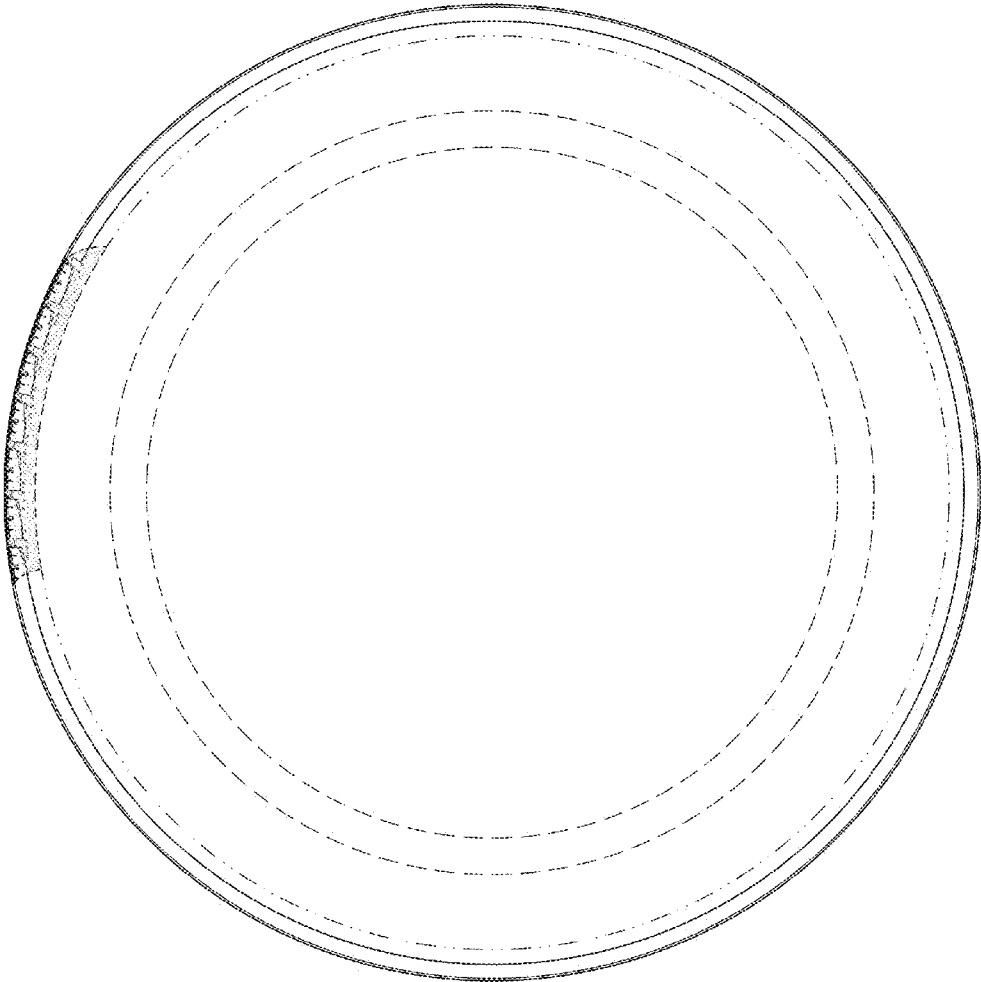


FIG. 3

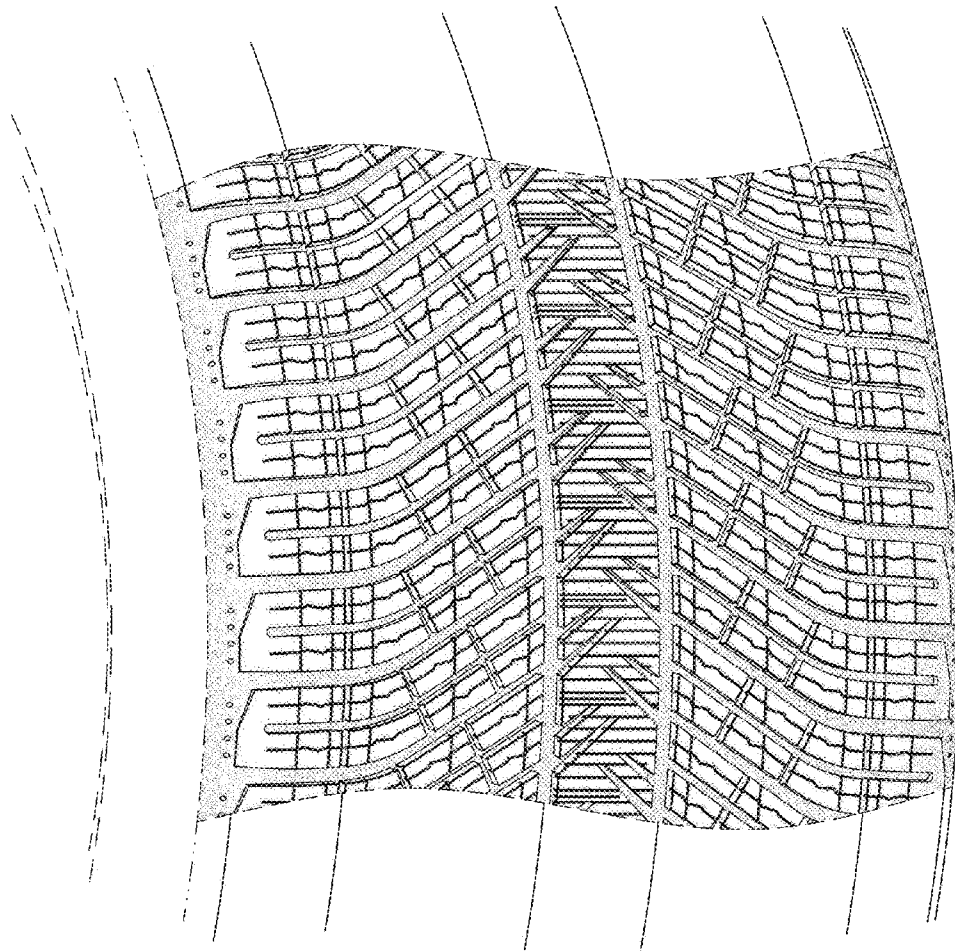


FIG. 4