

(12) STANDARD PATENT
(19) AUSTRALIAN PATENT OFFICE

(11) Application No. **AU 2017292870 B2**

(54) Title
Oxysterols and methods of use thereof

(51) International Patent Classification(s)
C07J 9/00 (2006.01) **A61P 1/00** (2006.01)
A61K 31/575 (2006.01) **A61P 25/00** (2006.01)

(21) Application No: **2017292870** (22) Date of Filing: **2017.07.07**

(87) WIPO No: **WO18/009867**

(30) Priority Data

(31) Number	(32) Date	(33) Country
62/359,532	2016.07.07	US

(43) Publication Date: **2018.01.11**

(44) Accepted Journal Date: **2021.10.07**

(71) Applicant(s)
Sage Therapeutics, Inc.

(72) Inventor(s)
Salituro, Francesco G.;Robichaud, Albert Jean;Martinez Botella, Gabriel;Harrison, Boyd L.;Griffin, Andrew;La, Daniel

(74) Agent / Attorney
Spruson & Ferguson, GPO Box 3898, Sydney, NSW, 2001, AU

(56) Related Art
WO 2013036835 A1
WO 2014160480 A1



(51) International Patent Classification:

C07J 9/00 (2006.01)

A61P 25/00 (2006.01)

A61K 31/575 (2006.01)

A61P 1/00 (2006.01)

(21) International Application Number:

PCT/US2017/041199

(22) International Filing Date:

07 July 2017 (07.07.2017)

Published:

— with international search report (Art. 21(3))

(25) Filing Language:

English

(26) Publication Language:

English

(30) Priority Data:

62/359,532

07 July 2016 (07.07.2016)

US

(71) Applicant: SAGE THERAPEUTICS, INC. [US/US]; 215

First Street, Cambridge, MA 02142 (US).

(72) Inventors: SALITURO, Francesco, G.; 25 Baker Drive,

Marlborough, MA 01752 (US). ROBICHAUD, Albert, Jean; 2 Earhart Street, 915, Cambridge, MA 02141

(US). MARTINEZ BOTELLA, Gabriel; 17 Parmenter Road, Wayland, MA 01778 (US). HARRISON, Boyd, L.; 9 Wheatston Court, Princeton Junction, NJ 08550 (US).

GRIFFIN, Andrew; 232 Rue Barette, L'île Bizard, Quebec, H9C2Y (CA). LA, Daniel; c/o Sage Therapeutics, Inc., 215

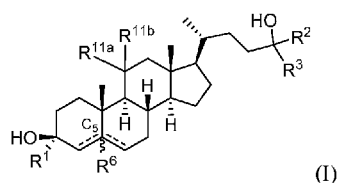
First Street, Cambridge, MA 02142 (US).

(74) Agent: MCCARTY, Catherine, M. et al.; Goodwin Procter LLP, 100 Northern Avenue, Boston, MA 02210 (US).

(81) Designated States (unless otherwise indicated, for every kind of national protection available): AE, AG, AL, AM, AO, AT, AU, AZ, BA, BB, BG, BH, BN, BR, BW, BY, BZ, CA, CH, CL, CN, CO, CR, CU, CZ, DE, DJ, DK, DM, DO, DZ, EC, EE, EG, ES, FI, GB, GD, GE, GH, GM, GT, HN, HR, HU, ID, IL, IN, IR, IS, JO, JP, KE, KG, KH, KN, KP, KR, KW, KZ, LA, LC, LK, LR, LS, LU, LY, MA, MD, ME, MG, MK, MN, MW, MX, MY, MZ, NA, NG, NI, NO, NZ, OM, PA, PE, PG, PH, PL, PT, QA, RO, RS, RU, RW, SA, SC, SD, SE, SG, SK, SL, SM, ST, SV, SY, TH, TJ, TM, TN, TR, TT, TZ, UA, UG, US, UZ, VC, VN, ZA, ZM, ZW.

(84) Designated States (unless otherwise indicated, for every kind of regional protection available): ARIPO (BW, GH, GM, KE, LR, LS, MW, MZ, NA, RW, SD, SL, ST, SZ, TZ, UG, ZM, ZW), Eurasian (AM, AZ, BY, KG, KZ, RU, TJ,

(54) Title: OXYSTEROLS AND METHODS OF USE THEREOF



(I)

(57) **Abstract:** Compounds are provided according to Formula (I); and pharmaceutically acceptable salts thereof, and pharmaceutical compositions thereof; wherein R^1 , R^2 , R^3 , and R^6 , R^{11a} , and R^{11b} are as defined herein. Compounds of the present invention are contemplated useful for the prevention and treatment of a variety of conditions.



OXYSTEROLS AND METHODS OF USE THEREOF

Cross-Reference to Related Applications

This application claims priority from U.S.S.N. 62/359,532 filed July 7, 2016, which is incorporated herein by reference in its entirety.

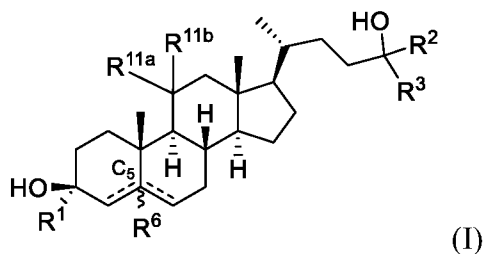
Background of the Invention

[0001] NMDA receptors are heteromeric complexes comprised of NR1, NR2, and/or NR3 subunits and possess distinct recognition sites for exogenous and endogenous ligands. These recognition sites include binding sites for glycine, and glutamate agonists and modulators. NMDA receptors are expressed in the peripheral tissues and the CNS, where they are involved in excitatory synaptic transmission. Activating these receptors contributes to synaptic plasticity in some circumstances and excitotoxicity in others. These receptors are ligand-gated ion channels that admit Ca^{2+} after binding of the glutamate and glycine, and are fundamental to excitatory neurotransmission and normal CNS function. Positive modulators may be useful as therapeutic agents with potential clinical uses as cognitive enhancers and in the treatment of psychiatric disorders in which glutamatergic transmission is reduced or defective (see, *e.g.*, Horak et al., J. of Neuroscience, 2004, 24(46), 10318-10325). In contrast, negative modulators may be useful as therapeutic agents with potential clinical uses in the treatment of psychiatric disorders in which glutamatergic transmission is pathologically increased (*e.g.*, treatment resistant depression).

[0002] Oxysterols are cholesterol analogs that are modulators of NMDA receptor function. There is a need for new oxysterols that modulate the NMDA receptor for the prevention and treatment of conditions associated with NMDA expression and function. Compounds, compositions, and methods described herein are directed toward this end.

Summary of the Invention

[0002a] In a first aspect, there is provided a compound of Formula (I):



or a pharmaceutically acceptable salt thereof, wherein:

R^1 is hydrogen or substituted or unsubstituted C_1 - C_6 alkyl;

each of R^2 and R^3 is independently hydrogen, substituted or unsubstituted C_1 - C_6 alkyl, or substituted or unsubstituted C_3 - C_{10} carbocyclyl, or

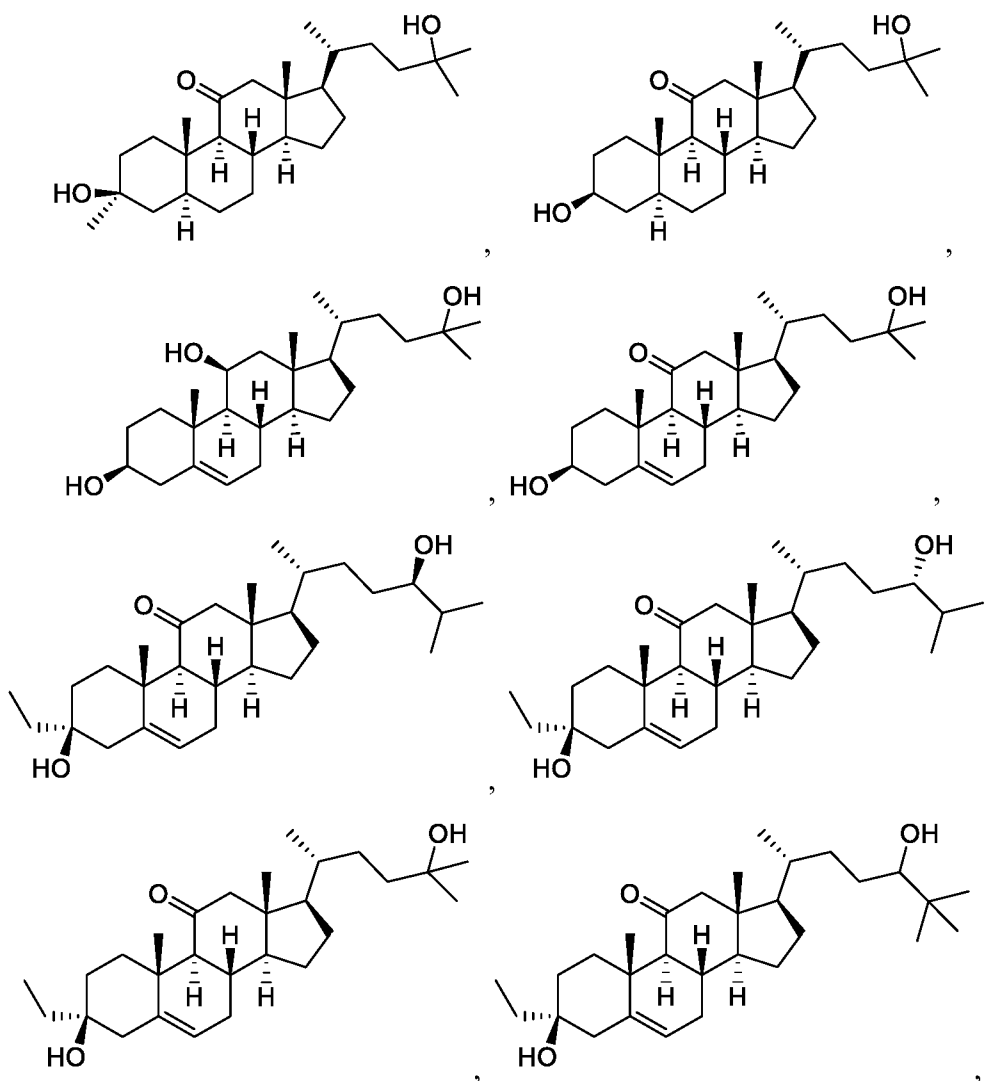
R^2 and R^3 , together with the carbon atom to which they are attached, form a substituted or unsubstituted 3-8 membered ring;

R^6 is absent or hydrogen;

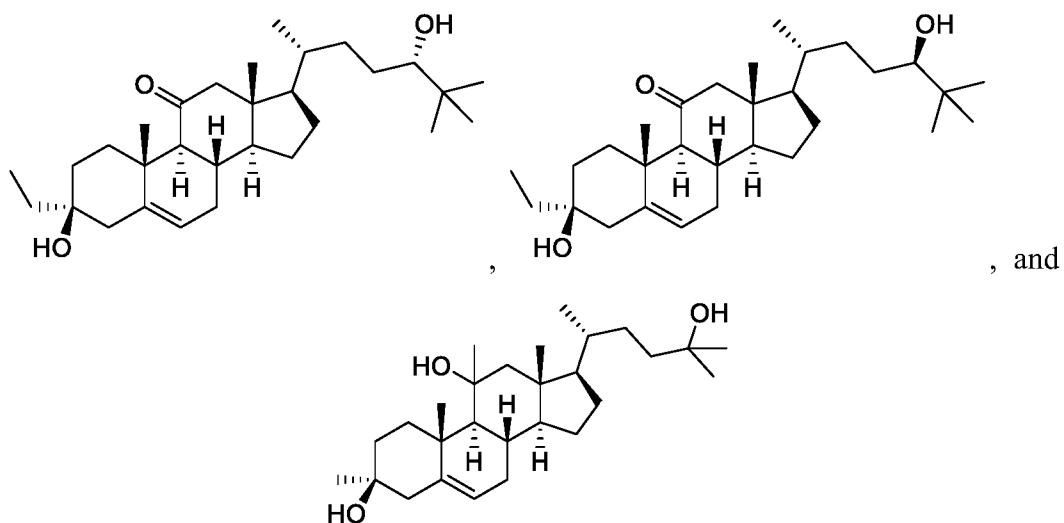
R^{11a} is hydrogen or substituted or unsubstituted C_1 - C_6 alkyl and R^{11b} is $-OH$, or substituted or unsubstituted C_1 - C_6 alkyl, or R^{11a} and R^{11b} are joined together to form oxo; and

\equiv represents a single or double bond, wherein when one \equiv is a double bond, the other \equiv is a single bond; and when one of the \equiv is a double bond, R^6 is absent.

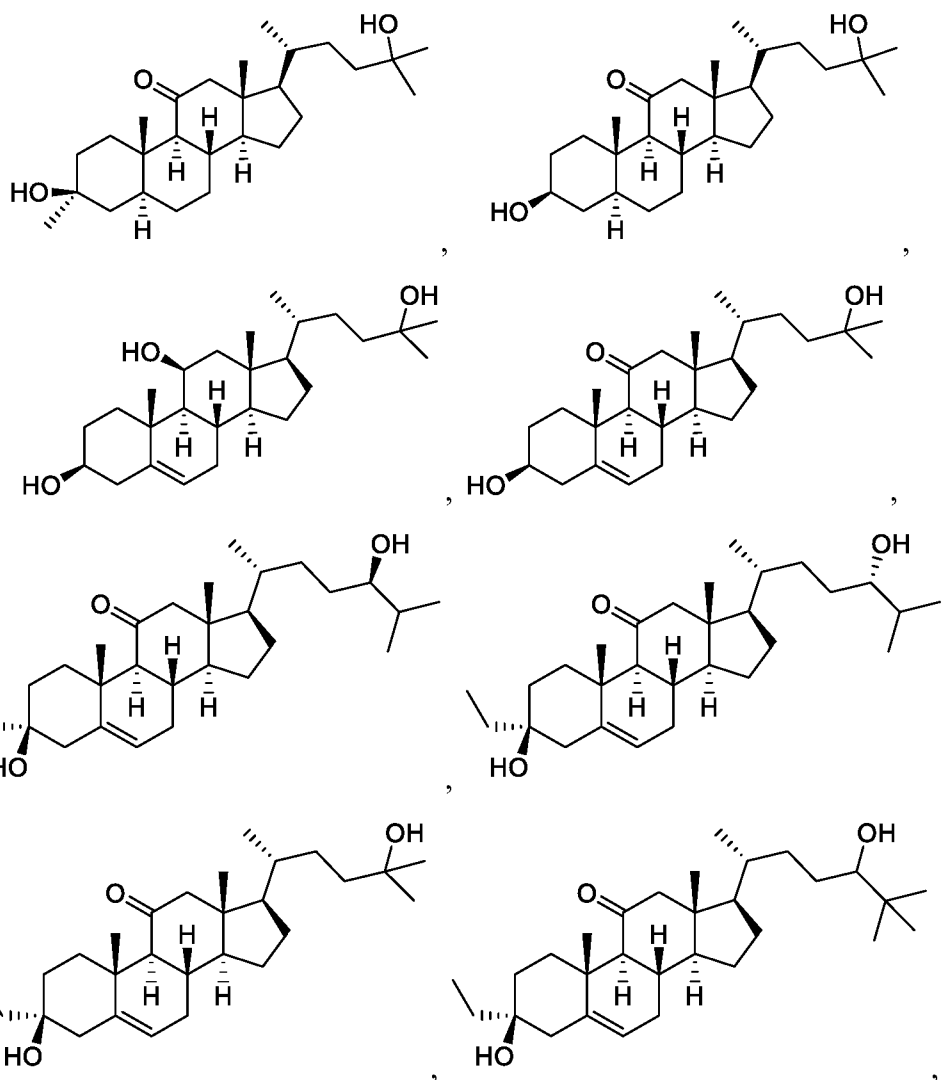
[0002b] In a second aspect, there is provided a compound selected from the group consisting of:

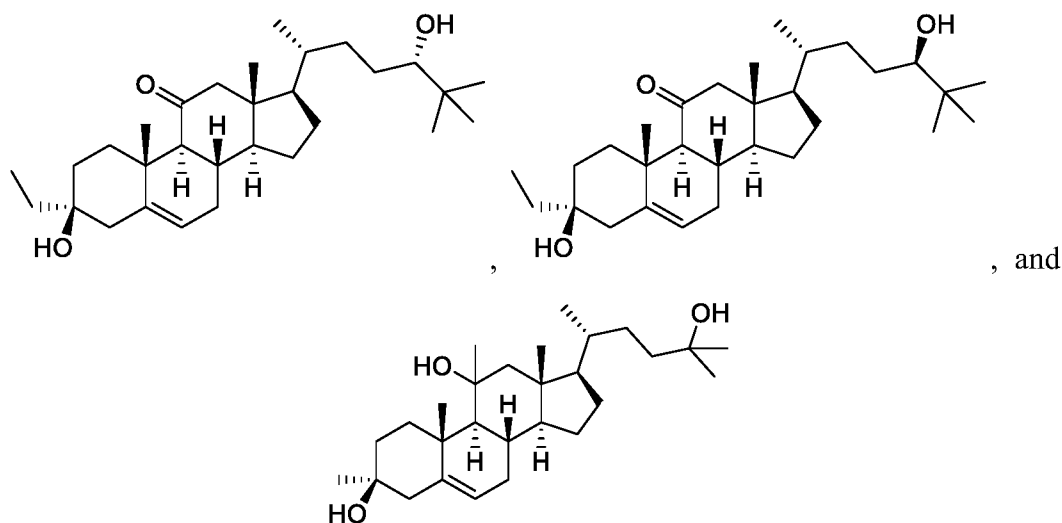


1b



[0002c] In a third aspect, there is provided a pharmaceutically acceptable salt of a compound selected from the group consisting of:





[0002d] In a fourth aspect, there is provided a pharmaceutical composition comprising a compound of the first or second aspects, and a pharmaceutically acceptable carrier.

5 **[0002e]** In a fifth aspect, there is provided a pharmaceutical composition comprising a pharmaceutically acceptable salt of a compound of the first or third aspects, and a pharmaceutically acceptable carrier.

[0002f] In a sixth aspect, there is provided a method of inducing NMDA receptor-mediated sedation or anesthesia comprising administering to a subject an effective amount of a
10 compound or pharmaceutically acceptable salt thereof of the first, second, or third aspects, or a pharmaceutical composition of the fourth or fifth aspect.

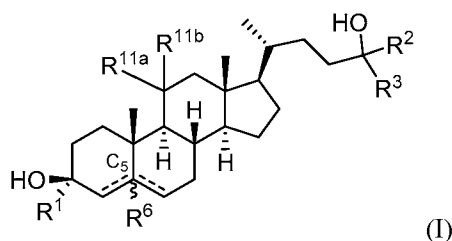
[0002g] In a seventh aspect, there is provided a method for treating or preventing an NMDA receptor-mediated disorder, comprising administering to a subject in need thereof an effective amount of a compound or pharmaceutically acceptable salt thereof of the first, second, or third
15 aspects; or a pharmaceutical composition of the fourth or fifth aspect, wherein the disorder is a gastrointestinal (GI) disorder, irritable bowel syndrome (IBS), inflammatory bowel disease (IBD) ulcerative colitis, colitis, Crohn's disease cancer, diabetes or a sterol synthesis disorder.

[0002h] In an eight aspect, there is provided a method for treating or preventing an NMDA receptor-mediated CNS condition comprising administering to a subject in need thereof an
20 effective amount of a compound or pharmaceutically acceptable salt thereof of the first, second, or third aspects, or a pharmaceutical composition of the fourth or fifth aspect.

[0003] Provided herein are new oxysterols useful for preventing and/or treating a broad range of disorders, including, but not limited to, NMDA-mediated disorders. Further provided

are pharmaceutical compositions comprising the compounds of the present invention, and methods of their use and treatment.

[0004] In one aspect, provided herein are compounds according to Formula (I):



5 or a pharmaceutically acceptable salt thereof, wherein:

[0005] R¹ is hydrogen or C₁-C₆ alkyl; each of R² and R³ is independently hydrogen, C₁-C₆ alkyl, or carbocyclyl, or R² and R³, together with the carbon atom to which they are attached, form a 3-8 membered ring; R⁶ is absent or hydrogen; R^{11a} is hydrogen or C₁-C₆ alkyl (*e.g.*, methyl) and R^{11b} is -OH, or C₁-C₆ alkyl, or R^{11a} and R^{11b} are joined together to form oxo; and

10 \equiv represents a single or double bond, wherein when one \equiv is a double bond, the other \equiv is a single bond; and when one of the \equiv is a double bond, R⁶ is absent.

[0006] In some embodiments, R^{11a} and R^{11b} are not joined together to form oxo.

[0007] In some embodiments, R¹ is C₁₋₆ alkyl. In some embodiments, R¹ is hydrogen, methyl or ethyl, -CHF₂, -CF₃, -CH₂OCH₃, or -CH₂OCH₂CH₃. In some embodiments, R¹ is

15 unsubstituted C₁₋₆ alkyl (*e.g.*, -CH₃ or -CH₂CH₃). In some embodiments, R¹ is hydrogen. In some embodiments, R¹ is -CH₃. In some embodiments, R¹ is -CH₂CH₃.

[0008] In some embodiments, each of R² and R³ is independently hydrogen, methyl, ethyl, propyl, isopropyl, cyclopropyl, butyl (*e.g.*, *tert*-butyl), -CF₃, or -CH₂CF₃. In some embodiments, each of R² and R³ is independently methyl, isopropyl, or *tert*-butyl.

20 **[0009]** In some embodiments, R² is hydrogen, methyl, ethyl, or -CF₃.

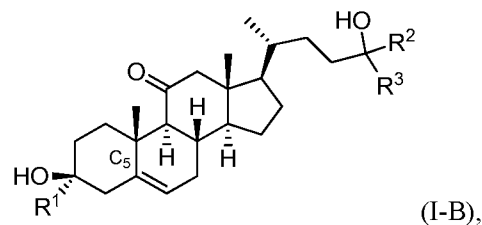
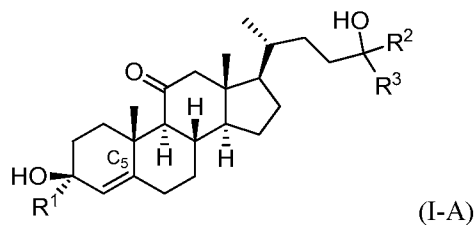
[0010] In some embodiments, R³ is methyl, ethyl, propyl, isopropyl, cyclopropyl, butyl (*e.g.*, *tert*-butyl), -CF₃, or -CH₂CF₃.

[0011] In some embodiments, R^{11a} is hydrogen and R^{11b} is -OH. In some embodiments, R^{11a} is C₁-C₆ alkyl (*e.g.*, methyl) and R^{11b} is -OH. In some embodiments, R^{11a} and R^{11b} are joined

25 together to form oxo.

[0012] In some embodiments, the compound of Formula (I) is a compound of Formula (I-A) or Formula (I-B):

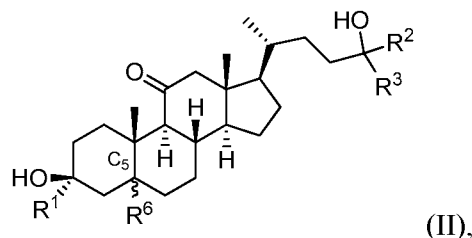
3



or a pharmaceutically acceptable salt thereof.

[0013] In some embodiments, each of \equiv is a single bond.

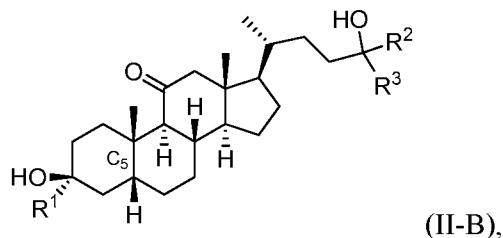
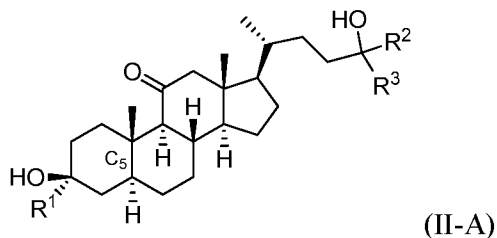
[0014] In some embodiments, the compound of Formula (I) is a compound of Formula (II):



5

or a pharmaceutically acceptable salt thereof.

[0015] In some embodiments, the compound of Formula (II) is a compound of Formula (II-A) or Formula (II-B):



10 or a pharmaceutically acceptable salt thereof.

[0016] In some embodiments, R^1 is C_{1-6} alkyl. In some embodiments, R^1 is hydrogen, methyl, ethyl, $-CHF_2$, $-CF_3$, $-CH_2OCH_3$, or $-CH_2OCH_2CH_3$.

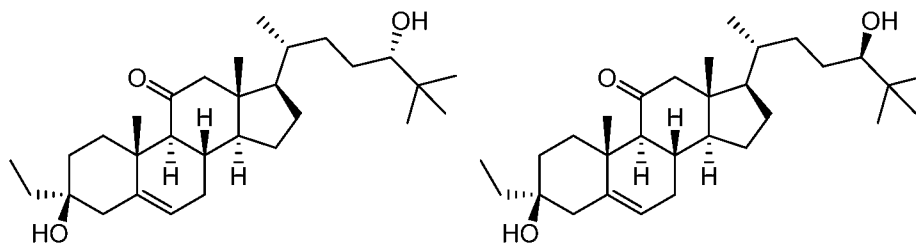
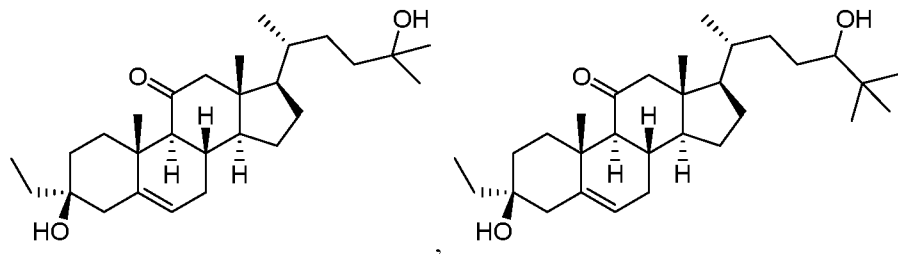
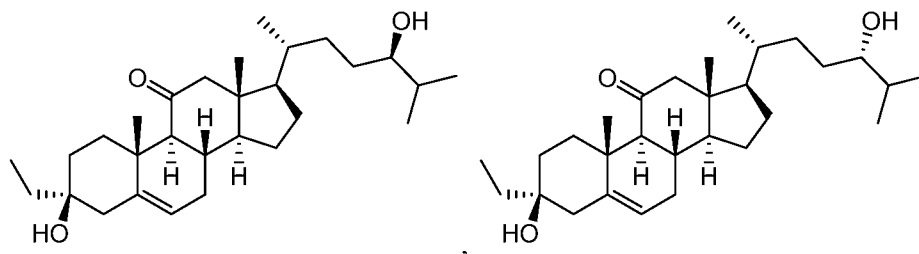
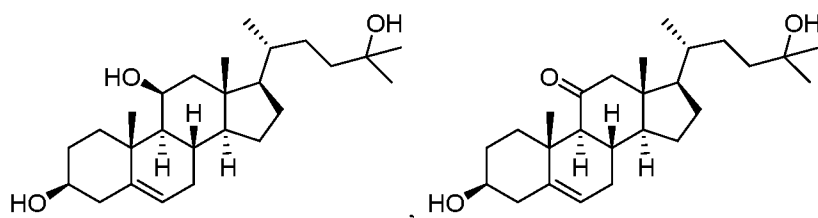
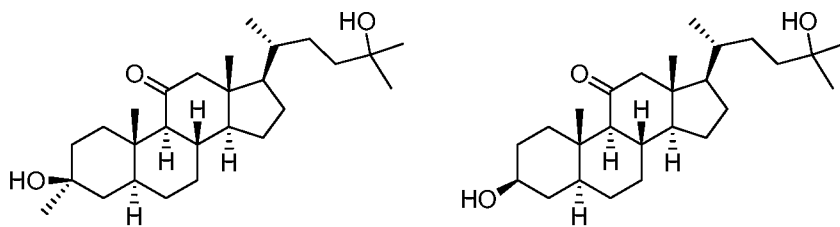
[0017] In some embodiments, each of R^2 and R^3 is independently hydrogen, methyl, ethyl, propyl, isopropyl, cyclopropyl, butyl (*e.g.*, *tert*-butyl), $-CF_3$, or $-CH_2CF_3$.

15 [0018] In some embodiments, R^2 is hydrogen, methyl, ethyl, or $-CF_3$.

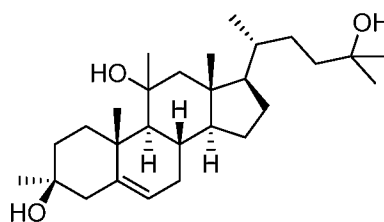
[0019] In some embodiments, R^3 is methyl, ethyl, propyl, isopropyl, cyclopropyl, butyl, $-CF_3$, or $-CH_2CF_3$.

[0020] In an aspect, provided herein is a compound selected from the group consisting of:

4

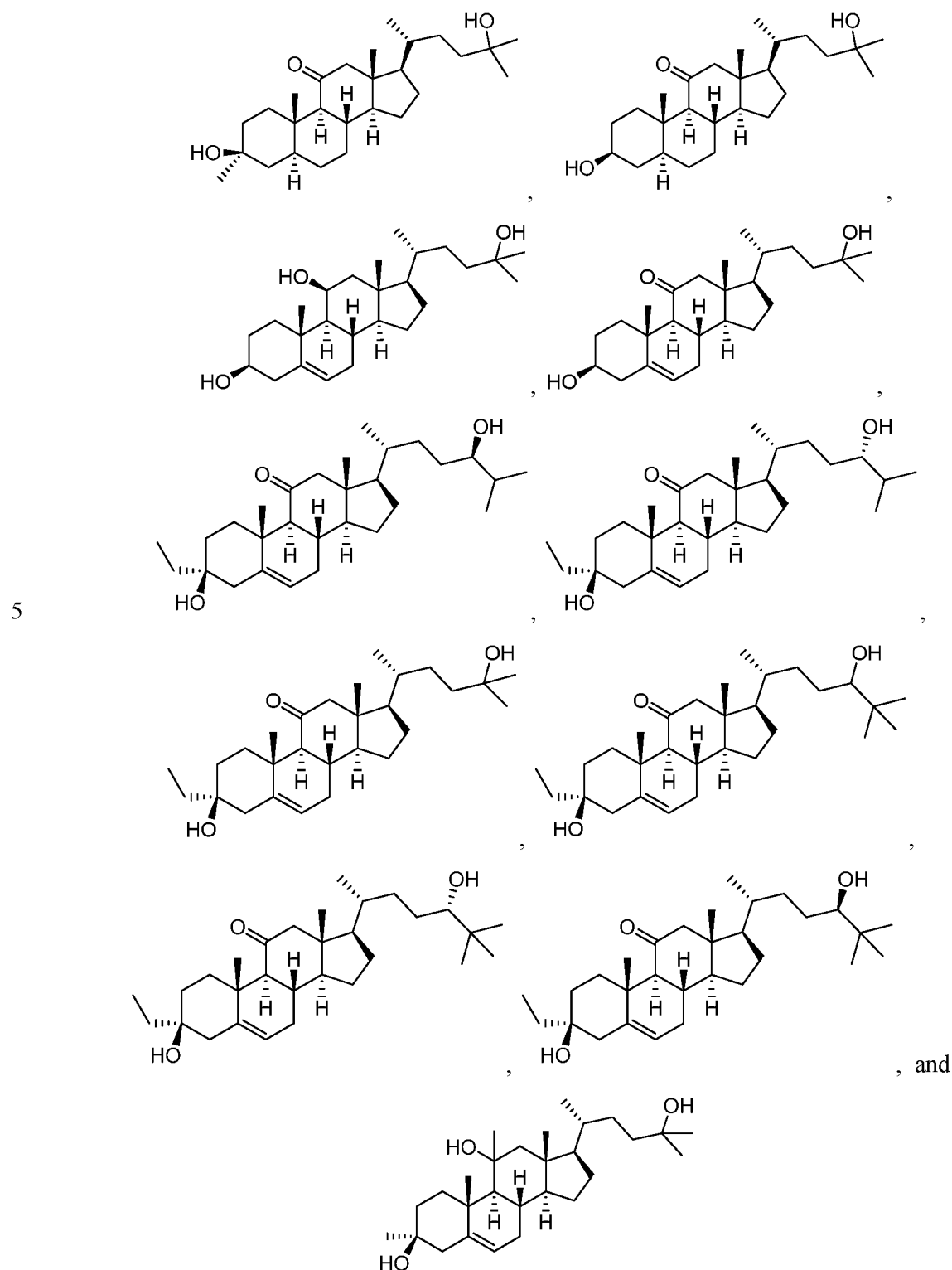


5

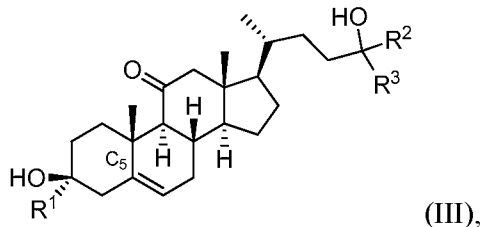


, and

[0021] In an aspect, provided herein is a pharmaceutically acceptable salt of a compound selected from the group consisting of:



[0022] In some embodiments, the compound of Formula (I) is a compound of Formula (III):



or a pharmaceutically acceptable salt thereof.

[0023] In some embodiments, R^1 is C_{1-6} alkyl. In some embodiments, R^1 is hydrogen. In some embodiments, R^1 is $-CH_2CH_3$. In some embodiments, R^1 is hydrogen, methyl, ethyl, $-CHF_2$, $-CF_3$, $-CH_2OCH_3$, or $-CH_2OCH_2CH_3$.

[0024] In some embodiments, each of R^2 and R^3 is independently hydrogen, methyl, ethyl, propyl, isopropyl, cyclopropyl, butyl (*e.g.*, *tert*-butyl), $-CF_3$, or $-CH_2CF_3$.

[0025] In some embodiments, R^2 is hydrogen, methyl, ethyl, or $-CF_3$.

[0026] In some embodiments, R^3 is methyl, ethyl, propyl, isopropyl, cyclopropyl, butyl (*e.g.*, *tert*-butyl), $-CF_3$, or $-CH_2CF_3$.

[0027] In an aspect, provided herein is a pharmaceutical composition comprising a compound described herein, or pharmaceutically acceptable salt thereof, and a pharmaceutically acceptable carrier.

[0028] In an aspect, provided herein is a method of inducing sedation or anesthesia comprising administering to a subject an effective amount of a compound described herein, or pharmaceutically acceptable salt thereof, or pharmaceutical composition thereof.

[0029] In an aspect, provided herein is a method for treating or preventing a disorder described herein, comprising administering to a subject in need thereof an effective amount of a compound described herein, or pharmaceutically acceptable salt thereof, or pharmaceutical composition thereof.

[0030] In some embodiments, the disorder is a gastrointestinal (GI) disorder *e.g.*, constipation, irritable bowel syndrome (IBS), inflammatory bowel disease (IBD) (*e.g.*, ulcerative colitis, Crohn's disease), structural disorders affecting the GI, anal disorders (*e.g.*, hemorrhoids, internal hemorrhoids, external hemorrhoids, anal fissures, perianal abscesses, anal fistula), colon polyps, cancer, colitis.

[0031] In some embodiments, the disorder is inflammatory bowel disease.

[0032] In some embodiments, the disorder is cancer, diabetes, or a sterol synthesis disorder.

[0033] In an aspect, provided herein is a method for treating or preventing a condition (e.g., CNS-related condition) comprising administering to a subject in need thereof an effective amount of a compound described herein, or pharmaceutically acceptable salt thereof, or pharmaceutical composition thereof. In some embodiments, the condition is an adjustment disorder, anxiety disorders (including obsessive-compulsive disorder, posttraumatic stress disorder, social phobia, generalized anxiety disorder), cognitive disorders (including Alzheimer's disease and other forms of dementia including cortico-basal dementia-progressive supranuclear palsy, frontal-temporal dementia, primary progressive aphasia, Parkinson's disease dementia, and Lewy body dementia), dissociative disorders, eating disorders, mood disorders (including depression (e.g., postpartum depression), bipolar disorder, dysthymic disorder, suicidality), schizophrenia or other psychotic disorders (including schizoaffective disorder), sleep disorders (including insomnia), substance abuse-related disorders, personality disorders (including obsessive-compulsive personality disorder), autism spectrum disorders (including those involving mutations to the Shank group of proteins (e.g., Shank3)), neurodevelopmental disorders (including Rett syndrome), multiple sclerosis, sterol synthesis disorders, Smith-Lemli-Optiz syndrome, pain (including acute pain, chronic pain, and neuropathic pain), seizure disorders (including status epilepticus and monogenic forms of epilepsy such as Dravet's disease, Tuberous Sclerosis Complex (TSC), and infantile spasms), stroke, subarachnoid hemorrhage, intracerebral hemorrhage, cerebral ischemia, traumatic brain injury, movement disorders (including Huntington's disease and Parkinson's disease) attention deficit disorder, attention deficit hyperactivity disorder, metabolic encephalopathies (including phenylketonuria), post-partum psychosis, syndromes associated with high titers of anti-NMDA receptor antibodies (including anti-NMDA receptor encephalitis), neurodegenerative disorders, neuroinflammation, neuropsychiatric lupus, Niemann-Pick C disorder, and tinnitus.

[0034] In some embodiments, the disorder is sterol synthesis disorder.

[0035] Other objects and advantages will become apparent to those skilled in the art from a consideration of the ensuing Detailed Description, Examples, and Claims.

Definitions

Chemical Definitions

[0036] Definitions of specific functional groups and chemical terms are described in more detail below. The chemical elements are identified in accordance with the Periodic Table

of the Elements, CAS version, *Handbook of Chemistry and Physics*, 75th Ed., inside cover, and specific functional groups are generally defined as described therein. Additionally, general principles of organic chemistry, as well as specific functional moieties and reactivity, are described in Thomas Sorrell, *Organic Chemistry*, University Science Books, Sausalito, 1999; Smith and March, *March's Advanced Organic Chemistry*, 5th Edition, John Wiley & Sons, Inc., New York, 2001; Larock, *Comprehensive Organic Transformations*, VCH Publishers, Inc., New York, 1989; and Carruthers, *Some Modern Methods of Organic Synthesis*, 3rd Edition, Cambridge University Press, Cambridge, 1987.

[0037] Isomers, *e.g.*, stereoisomers, can be isolated from mixtures by methods known to those skilled in the art, including chiral high pressure liquid chromatography (HPLC), supercritical fluid chromatography (SFC) and the formation and crystallization of chiral salts; or preferred isomers can be prepared by asymmetric syntheses. See, for example, Jacques *et al.*, *Enantiomers, Racemates and Resolutions* (Wiley Interscience, New York, 1981); Wilen *et al.*, *Tetrahedron* 33:2725 (1977); Eliel, *Stereochemistry of Carbon Compounds* (McGraw-Hill, NY, 1962); and Wilen, *Tables of Resolving Agents and Optical Resolutions* p. 268 (E.L. Eliel, Ed., Univ. of Notre Dame Press, Notre Dame, IN 1972).

[0038] The invention additionally encompasses compounds described herein as individual isomers substantially free of other isomers, and alternatively, as mixtures of various isomers.

[0039] The absolute configuration of an asymmetric center can be determined using methods known to one skilled in the art. In some embodiments, the absolute configuration of an asymmetric center in a compound can be elucidated from the X-ray single-crystal structure of the compound. In some embodiments, an asymmetric center of known absolute configuration can be introduced into a compound with a chiral reactant, *e.g.*, a chiral epoxide.

[0040] When a range of values is listed, it is intended to encompass each value and sub-range within the range. For example "C₁₋₆ alkyl" is intended to encompass, C₁, C₂, C₃, C₄, C₅, C₆, C₁₋₆, C₁₋₅, C₁₋₄, C₁₋₃, C₁₋₂, C₂₋₆, C₂₋₅, C₂₋₄, C₂₋₃, C₃₋₆, C₃₋₅, C₃₋₄, C₄₋₆, C₄₋₅, and C₅₋₆ alkyl.

[0041] The following terms are intended to have the meanings presented therewith below and are useful in understanding the description and intended scope of the present invention. When describing the invention, which may include compounds, pharmaceutical compositions containing such compounds and methods of using such compounds and

compositions, the following terms, if present, have the following meanings unless otherwise indicated. It should also be understood that when described herein any of the moieties defined forth below may be substituted with a variety of substituents, and that the respective definitions are intended to include such substituted moieties within their scope as set out below. Unless
5 otherwise stated, the term “substituted” is to be defined as set out below. It should be further understood that the terms “groups” and “radicals” can be considered interchangeable when used herein. The articles “a” and “an” may be used herein to refer to one or to more than one (*i.e.* at least one) of the grammatical objects of the article. By way of example “an analogue” means one analogue or more than one analogue.

10 **[0042]** “Aliphatic” refers to an alkyl, alkenyl, alkynyl, or cycloalkyl group, as defined herein.

[0043] “Alkyl” refers to a radical of a straight-chain or branched saturated hydrocarbon group having from 1 to 20 carbon atoms (“C₁₋₂₀ alkyl”). In some embodiments, an alkyl group has 1 to 12 carbon atoms (“C₁₋₁₂ alkyl”). In some embodiments, an alkyl group has 1 to 10
15 carbon atoms (“C₁₋₁₀ alkyl”). In some embodiments, an alkyl group has 1 to 9 carbon atoms (“C₁₋₉ alkyl”). In some embodiments, an alkyl group has 1 to 8 carbon atoms (“C₁₋₈ alkyl”). In some embodiments, an alkyl group has 1 to 7 carbon atoms (“C₁₋₇ alkyl”). In some embodiments, an alkyl group has 1 to 6 carbon atoms (“C₁₋₆ alkyl”, also referred to herein as “lower alkyl”). In some embodiments, an alkyl group has 1 to 5 carbon atoms (“C₁₋₅ alkyl”).
20 In some embodiments, an alkyl group has 1 to 4 carbon atoms (“C₁₋₄ alkyl”). In some embodiments, an alkyl group has 1 to 3 carbon atoms (“C₁₋₃ alkyl”). In some embodiments, an alkyl group has 1 to 2 carbon atoms (“C₁₋₂ alkyl”). In some embodiments, an alkyl group has 1 carbon atom (“C₁ alkyl”). In some embodiments, an alkyl group has 2 to 6 carbon atoms (“C₂₋₆ alkyl”). Examples of C₁₋₆ alkyl groups include methyl (C₁), ethyl (C₂), n-propyl (C₃),
25 isopropyl (C₃), n-butyl (C₄), tert-butyl (C₄), sec-butyl (C₄), iso-butyl (C₄), n-pentyl (C₅), 3-pentanyl (C₅), amyl (C₅), neopentyl (C₅), 3-methyl-2-butanyl (C₅), tertiary amyl (C₅), and n-hexyl (C₆). Additional examples of alkyl groups include n-heptyl (C₇), n-octyl (C₈) and the like. Unless otherwise specified, each instance of an alkyl group is independently optionally substituted, *i.e.*, unsubstituted (an “unsubstituted alkyl”) or substituted (a “substituted alkyl”)
30 with one or more substituents; *e.g.*, for instance from 1 to 5 substituents, 1 to 3 substituents, or 1 substituent. In certain embodiments, the alkyl group is unsubstituted C₁₋₁₀ alkyl (*e.g.*, -CH₃). In certain embodiments, the alkyl group is substituted C₁₋₁₀ alkyl. Common alkyl abbreviations

include Me (-CH₃), Et (-CH₂CH₃), iPr (-CH(CH₃)₂), nPr (-CH₂CH₂CH₃), n-Bu (-CH₂CH₂CH₂CH₃), or i-Bu (-CH₂CH(CH₃)₂).

[0044] “Alkylene” refers to an alkyl group wherein two hydrogens are removed to provide a divalent radical, and which may be substituted or unsubstituted. Unsubstituted alkylene groups include, but are not limited to, methylene (-CH₂-), ethylene (-CH₂CH₂-), propylene (-CH₂CH₂CH₂-), butylene (-CH₂CH₂CH₂CH₂-), pentylene (-CH₂CH₂CH₂CH₂CH₂-), hexylene (-CH₂CH₂CH₂CH₂CH₂CH₂-), and the like. Exemplary substituted alkylene groups, *e.g.*, substituted with one or more alkyl (methyl) groups, include but are not limited to, substituted methylene (-CH(CH₃)-, (-C(CH₃)₂-), substituted ethylene (-CH(CH₃)CH₂-, -CH₂CH(CH₃)-, -C(CH₃)₂CH₂-, -CH₂C(CH₃)₂-), substituted propylene (-CH(CH₃)CH₂CH₂-, -CH₂CH(CH₃)CH₂-, -CH₂CH₂CH(CH₃)-, -C(CH₃)₂CH₂CH₂-, -CH₂C(CH₃)₂CH₂-, -CH₂CH₂C(CH₃)₂-), and the like. When a range or number of carbons is provided for a particular alkylene group, it is understood that the range or number refers to the range or number of carbons in the linear carbon divalent chain. Alkylene groups may be substituted or unsubstituted with one or more substituents as described herein.

[0045] “Alkenyl” refers to a radical of a straight-chain or branched hydrocarbon group having from 2 to 20 carbon atoms, one or more carbon-carbon double bonds (*e.g.*, 1, 2, 3, or 4 carbon-carbon double bonds), and optionally one or more carbon-carbon triple bonds (*e.g.*, 1, 2, 3, or 4 carbon-carbon triple bonds) (“C₂₋₂₀ alkenyl”). In certain embodiments, alkenyl does not contain any triple bonds. In some embodiments, an alkenyl group has 2 to 10 carbon atoms (“C₂₋₁₀ alkenyl”). In some embodiments, an alkenyl group has 2 to 9 carbon atoms (“C₂₋₉ alkenyl”). In some embodiments, an alkenyl group has 2 to 8 carbon atoms (“C₂₋₈ alkenyl”). In some embodiments, an alkenyl group has 2 to 7 carbon atoms (“C₂₋₇ alkenyl”). In some embodiments, an alkenyl group has 2 to 6 carbon atoms (“C₂₋₆ alkenyl”). In some embodiments, an alkenyl group has 2 to 5 carbon atoms (“C₂₋₅ alkenyl”). In some embodiments, an alkenyl group has 2 to 4 carbon atoms (“C₂₋₄ alkenyl”). In some embodiments, an alkenyl group has 2 to 3 carbon atoms (“C₂₋₃ alkenyl”). In some embodiments, an alkenyl group has 2 carbon atoms (“C₂ alkenyl”). The one or more carbon-carbon double bonds can be internal (such as in 2-butenyl) or terminal (such as in 1-butenyl). Examples of C₂₋₄ alkenyl groups include ethenyl (C₂), 1-propenyl (C₃), 2-propenyl (C₃), 1-butenyl (C₄), 2-butenyl (C₄), butadienyl (C₄), and the like. Examples of C₂₋₆ alkenyl groups include the aforementioned C₂₋₄ alkenyl groups as well as pentenyl (C₅), pentadienyl (C₅),

hexenyl (C₆), and the like. Additional examples of alkenyl include heptenyl (C₇), octenyl (C₈), octatrienyl (C₈), and the like. Unless otherwise specified, each instance of an alkenyl group is independently optionally substituted, *i.e.*, unsubstituted (an “unsubstituted alkenyl”) or substituted (a “substituted alkenyl”) with one or more substituents *e.g.*, for instance from 1 to 5 substituents, 1 to 3 substituents, or 1 substituent. In certain embodiments, the alkenyl group is unsubstituted C₂₋₁₀ alkenyl. In certain embodiments, the alkenyl group is substituted C₂₋₁₀ alkenyl.

[0046] “Alkynyl” refers to a radical of a straight-chain or branched hydrocarbon group having from 2 to 20 carbon atoms, one or more carbon-carbon triple bonds (*e.g.*, 1, 2, 3, or 4 carbon-carbon triple bonds), and optionally one or more carbon-carbon double bonds (*e.g.*, 1, 2, 3, or 4 carbon-carbon double bonds) (“C₂₋₂₀ alkynyl”). In certain embodiments, alkynyl does not contain any double bonds. In some embodiments, an alkynyl group has 2 to 10 carbon atoms (“C₂₋₁₀ alkynyl”). In some embodiments, an alkynyl group has 2 to 9 carbon atoms (“C₂₋₉ alkynyl”). In some embodiments, an alkynyl group has 2 to 8 carbon atoms (“C₂₋₈ alkynyl”). In some embodiments, an alkynyl group has 2 to 7 carbon atoms (“C₂₋₇ alkynyl”). In some embodiments, an alkynyl group has 2 to 6 carbon atoms (“C₂₋₆ alkynyl”). In some embodiments, an alkynyl group has 2 to 5 carbon atoms (“C₂₋₅ alkynyl”). In some embodiments, an alkynyl group has 2 to 4 carbon atoms (“C₂₋₄ alkynyl”). In some embodiments, an alkynyl group has 2 to 3 carbon atoms (“C₂₋₃ alkynyl”). In some embodiments, an alkynyl group has 2 carbon atoms (“C₂ alkynyl”). The one or more carbon-carbon triple bonds can be internal (such as in 2-butyne) or terminal (such as in 1-butyne). Examples of C₂₋₄ alkynyl groups include, without limitation, ethynyl (C₂), 1-propynyl (C₃), 2-propynyl (C₃), 1-butyne (C₄), 2-butyne (C₄), and the like. Examples of C₂₋₆ alkenyl groups include the aforementioned C₂₋₄ alkynyl groups as well as pentynyl (C₅), hexynyl (C₆), and the like. Additional examples of alkynyl include heptynyl (C₇), octynyl (C₈), and the like. Unless otherwise specified, each instance of an alkynyl group is independently optionally substituted, *i.e.*, unsubstituted (an “unsubstituted alkynyl”) or substituted (a “substituted alkynyl”) with one or more substituents; *e.g.*, for instance from 1 to 5 substituents, 1 to 3 substituents, or 1 substituent. In certain embodiments, the alkynyl group is unsubstituted C₂₋₁₀ alkynyl. In certain embodiments, the alkynyl group is substituted C₂₋₁₀ alkynyl.

[0047] The term “heteroalkyl,” as used herein, refers to an alkyl group, as defined herein, which further comprises 1 or more (*e.g.*, 1, 2, 3, or 4) heteroatoms (*e.g.*, oxygen, sulfur,

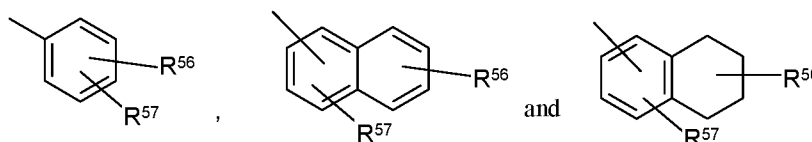
nitrogen, boron, silicon, phosphorus) within the parent chain, wherein the one or more heteroatoms is inserted between adjacent carbon atoms within the parent carbon chain and/or one or more heteroatoms is inserted between a carbon atom and the parent molecule, *i.e.*, between the point of attachment. In certain embodiments, a heteroalkyl group refers to a saturated group having from 1 to 10 carbon atoms and 1, 2, 3, or 4 heteroatoms (“heteroC₁₋₁₀ alkyl”). In some embodiments, a heteroalkyl group is a saturated group having 1 to 9 carbon atoms and 1, 2, 3, or 4 heteroatoms (“heteroC₁₋₉ alkyl”). In some embodiments, a heteroalkyl group is a saturated group having 1 to 8 carbon atoms and 1, 2, 3, or 4 heteroatoms (“heteroC₁₋₈ alkyl”). In some embodiments, a heteroalkyl group is a saturated group having 1 to 7 carbon atoms and 1, 2, 3, or 4 heteroatoms (“heteroC₁₋₇ alkyl”). In some embodiments, a heteroalkyl group is a group having 1 to 6 carbon atoms and 1, 2, or 3 heteroatoms (“heteroC₁₋₆ alkyl”). In some embodiments, a heteroalkyl group is a saturated group having 1 to 5 carbon atoms and 1 or 2 heteroatoms (“heteroC₁₋₅ alkyl”). In some embodiments, a heteroalkyl group is a saturated group having 1 to 4 carbon atoms and 1 or 2 heteroatoms (“heteroC₁₋₄ alkyl”). In some embodiments, a heteroalkyl group is a saturated group having 1 to 3 carbon atoms and 1 heteroatom (“heteroC₁₋₃ alkyl”). In some embodiments, a heteroalkyl group is a saturated group having 1 to 2 carbon atoms and 1 heteroatom (“heteroC₁₋₂ alkyl”). In some embodiments, a heteroalkyl group is a saturated group having 1 carbon atom and 1 heteroatom (“heteroC₁ alkyl”). In some embodiments, a heteroalkyl group is a saturated group having 2 to 6 carbon atoms and 1 or 2 heteroatoms (“heteroC₂₋₆ alkyl”). Unless otherwise specified, each instance of a heteroalkyl group is independently unsubstituted (an “unsubstituted heteroalkyl”) or substituted (a “substituted heteroalkyl”) with one or more substituents. In certain embodiments, the heteroalkyl group is an unsubstituted heteroC₁₋₁₀ alkyl. In certain embodiments, the heteroalkyl group is a substituted heteroC₁₋₁₀ alkyl.

[0048] “Aryl” refers to a radical of a monocyclic or polycyclic (*e.g.*, bicyclic or tricyclic) 4n+2 aromatic ring system (*e.g.*, having 6, 10, or 14 π electrons shared in a cyclic array) having 6–14 ring carbon atoms and zero heteroatoms provided in the aromatic ring system (“C₆₋₁₄ aryl”). In some embodiments, an aryl group has six ring carbon atoms (“C₆ aryl”; *e.g.*, phenyl). In some embodiments, an aryl group has ten ring carbon atoms (“C₁₀ aryl”; *e.g.*, naphthyl such as 1-naphthyl and 2-naphthyl). In some embodiments, an aryl group has fourteen ring carbon atoms (“C₁₄ aryl”; *e.g.*, anthracyl). “Aryl” also includes ring systems wherein the aryl ring, as defined above, is fused with one or more carbocyclyl or heterocyclyl

groups wherein the radical or point of attachment is on the aryl ring, and in such instances, the number of carbon atoms continue to designate the number of carbon atoms in the aryl ring system. Typical aryl groups include, but are not limited to, groups derived from aceanthrylene, acenaphthylene, acephenanthrylene, anthracene, azulene, benzene, chrysene, coronene, fluoranthene, fluorene, hexacene, hexaphene, hexalene, as-indacene, s-indacene, indane, indene, naphthalene, octacene, octaphene, octalene, ovalene, penta-2,4-diene, pentacene, pentalene, pentaphene, perylene, phenalene, phenanthrene, picene, pleiadene, pyrene, pyranthrene, rubicene, triphenylene, and trinaphthalene. Particularly aryl groups include phenyl, naphthyl, indenyl, and tetrahydronaphthyl. Unless otherwise specified, each instance of an aryl group is independently optionally substituted, *i.e.*, unsubstituted (an “unsubstituted aryl”) or substituted (a “substituted aryl”) with one or more substituents. In certain embodiments, the aryl group is unsubstituted C₆₋₁₄ aryl. In certain embodiments, the aryl group is substituted C₆₋₁₄ aryl.

[0049] In certain embodiments, an aryl group substituted with one or more of groups selected from halo, C₁-C₈ alkyl, C₁-C₈ haloalkyl, cyano, hydroxy, C₁-C₈ alkoxy, and amino.

[0050] Examples of representative substituted aryls include the following



wherein one of R⁵⁶ and R⁵⁷ may be hydrogen and at least one of R⁵⁶ and R⁵⁷ is each independently selected from C₁-C₈ alkyl, C₁-C₈ haloalkyl, 4-10 membered heterocyclyl, alkanoyl, C₁-C₈ alkoxy, heteroarylloxy, alkylamino, arylamino, heteroarylamino, NR⁵⁸COR⁵⁹, NR⁵⁸SOR⁵⁹, NR⁵⁸SO₂R⁵⁹, COOalkyl, COOaryl, CONR⁵⁸R⁵⁹, CONR⁵⁸OR⁵⁹, NR⁵⁸R⁵⁹, SO₂NR⁵⁸R⁵⁹, S-alkyl, SOalkyl, SO₂alkyl, Saryl, SOaryl, SO₂aryl; or R⁵⁶ and R⁵⁷ may be joined to form a cyclic ring (saturated or unsaturated) from 5 to 8 atoms, optionally containing one or more heteroatoms selected from the group N, O, or S. R⁶⁰ and R⁶¹ are independently hydrogen, C₁-C₈ alkyl, C₁-C₄ haloalkyl, C₃-C₁₀ cycloalkyl, 4-10 membered heterocyclyl, C₆-C₁₀ aryl, substituted C₆-C₁₀ aryl, 5-10 membered heteroaryl, or substituted 5-10 membered heteroaryl.

[0051] “Fused aryl” refers to an aryl having two of its ring carbon in common with a second aryl or heteroaryl ring or with a carbocyclyl or heterocyclyl ring.

[0052] “Aralkyl” is a subset of alkyl and aryl, as defined herein, and refers to an optionally substituted alkyl group substituted by an optionally substituted aryl group.

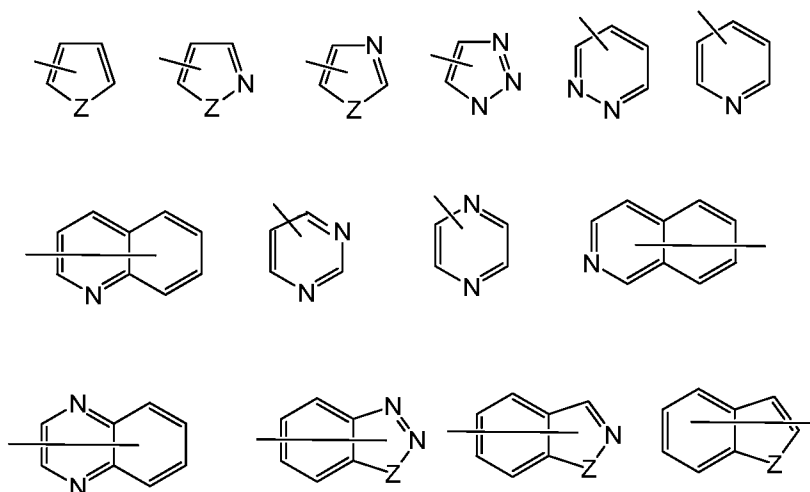
[0053] “Heteroaryl” refers to a radical of a 5–10 membered monocyclic or bicyclic $4n+2$ aromatic ring system (*e.g.*, having 6 or 10 π electrons shared in a cyclic array) having ring carbon atoms and 1–4 ring heteroatoms provided in the aromatic ring system, wherein each heteroatom is independently selected from nitrogen, oxygen and sulfur (“5–10 membered heteroaryl”). In heteroaryl groups that contain one or more nitrogen atoms, the point of attachment can be a carbon or nitrogen atom, as valency permits. Heteroaryl bicyclic ring systems can include one or more heteroatoms in one or both rings. “Heteroaryl” includes ring systems wherein the heteroaryl ring, as defined above, is fused with one or more carbocyclyl or heterocyclyl groups wherein the point of attachment is on the heteroaryl ring, and in such instances, the number of ring members continue to designate the number of ring members in the heteroaryl ring system. “Heteroaryl” also includes ring systems wherein the heteroaryl ring, as defined above, is fused with one or more aryl groups wherein the point of attachment is either on the aryl or heteroaryl ring, and in such instances, the number of ring members designates the number of ring members in the fused (aryl/heteroaryl) ring system. Bicyclic heteroaryl groups wherein one ring does not contain a heteroatom (*e.g.*, indolyl, quinoliny, carbazolyl, and the like) the point of attachment can be on either ring, *i.e.*, either the ring bearing a heteroatom (*e.g.*, 2-indolyl) or the ring that does not contain a heteroatom (*e.g.*, 5-indolyl).

[0054] In some embodiments, a heteroaryl group is a 5–10 membered aromatic ring system having ring carbon atoms and 1–4 ring heteroatoms provided in the aromatic ring system, wherein each heteroatom is independently selected from nitrogen, oxygen, and sulfur (“5–10 membered heteroaryl”). In some embodiments, a heteroaryl group is a 5–8 membered aromatic ring system having ring carbon atoms and 1–4 ring heteroatoms provided in the aromatic ring system, wherein each heteroatom is independently selected from nitrogen, oxygen, and sulfur (“5–8 membered heteroaryl”). In some embodiments, a heteroaryl group is a 5–6 membered aromatic ring system having ring carbon atoms and 1–4 ring heteroatoms provided in the aromatic ring system, wherein each heteroatom is independently selected from nitrogen, oxygen, and sulfur (“5–6 membered heteroaryl”). In some embodiments, the 5–6 membered heteroaryl has 1–3 ring heteroatoms selected from nitrogen, oxygen, and sulfur. In some embodiments, the 5–6 membered heteroaryl has 1–2 ring heteroatoms selected from nitrogen, oxygen, and sulfur. In some embodiments, the 5–6 membered heteroaryl has 1 ring heteroatom selected from nitrogen, oxygen, and sulfur. Unless otherwise specified, each

instance of a heteroaryl group is independently optionally substituted, *i.e.*, unsubstituted (an “unsubstituted heteroaryl”) or substituted (a “substituted heteroaryl”) with one or more substituents. In certain embodiments, the heteroaryl group is unsubstituted 5–14 membered heteroaryl. In certain embodiments, the heteroaryl group is substituted 5–14 membered heteroaryl.

[0055] Exemplary 5-membered heteroaryl groups containing one heteroatom include, without limitation, pyrrolyl, furanyl and thiophenyl. Exemplary 5-membered heteroaryl groups containing two heteroatoms include, without limitation, imidazolyl, pyrazolyl, oxazolyl, isoxazolyl, thiazolyl, and isothiazolyl. Exemplary 5-membered heteroaryl groups containing three heteroatoms include, without limitation, triazolyl, oxadiazolyl, and thiadiazolyl. Exemplary 5-membered heteroaryl groups containing four heteroatoms include, without limitation, tetrazolyl. Exemplary 6-membered heteroaryl groups containing one heteroatom include, without limitation, pyridinyl. Exemplary 6-membered heteroaryl groups containing two heteroatoms include, without limitation, pyridazinyl, pyrimidinyl, and pyrazinyl. Exemplary 6-membered heteroaryl groups containing three or four heteroatoms include, without limitation, triazinyl and tetrazinyl, respectively. Exemplary 7-membered heteroaryl groups containing one heteroatom include, without limitation, azepinyl, oxepinyl, and thiepinyl. Exemplary 5,6-bicyclic heteroaryl groups include, without limitation, indolyl, isoindolyl, indazolyl, benzotriazolyl, benzothiophenyl, isobenzothiophenyl, benzofuranyl, benzoisofuranyl, benzimidazolyl, benzoxazolyl, benzisoxazolyl, benzoxadiazolyl, benzthiazolyl, benzisothiazolyl, benzthiadiazolyl, indoliziny, and purinyl. Exemplary 6,6-bicyclic heteroaryl groups include, without limitation, naphthyridinyl, pteridinyl, quinolinyl, isoquinolinyl, cinnolinyl, quinoxalinyl, phthalazinyl, and quinazolinyl.

[0056] Examples of representative heteroaryls include the following:



wherein each Z is selected from carbonyl, N, NR⁶⁵, O, and S; and CR⁶⁵ is independently hydrogen, C₁-C₈ alkyl, C₃-C₁₀ cycloalkyl, 4-10 membered heterocyclyl, C₆-C₁₀ aryl, and 5-10 membered heteroaryl.

- 5 [0057] “Heteroaralkyl” is a subset of alkyl and heteroaryl, as defined herein, and refers to an optionally substituted alkyl group substituted by an optionally substituted heteroaryl group.

- [0058] “Carbocyclyl” or “carbocyclic” refers to a radical of a non-aromatic cyclic hydrocarbon group having from 3 to 10 ring carbon atoms (“C₃₋₁₀ carbocyclyl”) and zero
- 10 heteroatoms in the non-aromatic ring system. In some embodiments, a carbocyclyl group has 3 to 8 ring carbon atoms (“C₃₋₈ carbocyclyl”). In some embodiments, a carbocyclyl group has 3 to 6 ring carbon atoms (“C₃₋₆ carbocyclyl”). In some embodiments, a carbocyclyl group has 3 to 7 ring carbon atoms (“C₃₋₇ carbocyclyl”). In some embodiments, a carbocyclyl group has 5 to 10 ring carbon atoms (“C₅₋₁₀ carbocyclyl”). Exemplary C₃₋₆ carbocyclyl groups include, without limitation, cyclopropyl (C₃), cyclopropenyl (C₃), cyclobutyl (C₄), cyclobutenyl (C₄), cyclopentyl (C₅), cyclopentenyl (C₅), cyclohexyl (C₆), cyclohexenyl (C₆), cyclohexadienyl (C₆), and the like. Exemplary C₃₋₈ carbocyclyl groups include, without limitation, the
- 15 aforementioned C₃₋₆ carbocyclyl groups as well as cycloheptyl (C₇), cycloheptenyl (C₇), cycloheptadienyl (C₇), cycloheptatrienyl (C₇), cyclooctyl (C₈), cyclooctenyl (C₈), bicyclo[2.2.1]heptanyl (C₇), bicyclo[2.2.2]octanyl (C₈), and the like. Exemplary C₃₋₁₀ carbocyclyl groups include, without limitation, the aforementioned C₃₋₈ carbocyclyl groups as well as cyclononyl (C₉), cyclononenyl (C₉), cyclodecyl (C₁₀), cyclodecenyl (C₁₀), octahydro-1*H*-indenyl (C₉), decahydronaphthalenyl (C₁₀), spiro[4.5]decanyl (C₁₀), and the like. As the
- 20

foregoing examples illustrate, in certain embodiments, the carbocyclyl group is either monocyclic (“monocyclic carbocyclyl”) or contain a fused, bridged or spiro ring system such as a bicyclic system (“bicyclic carbocyclyl”) and can be saturated or can be partially unsaturated. “Carbocyclyl” also includes ring systems wherein the carbocyclyl ring, as defined above, is fused with one or more aryl or heteroaryl groups wherein the point of attachment is on the carbocyclyl ring, and in such instances, the number of carbons continue to designate the number of carbons in the carbocyclic ring system. Unless otherwise specified, each instance of a carbocyclyl group is independently optionally substituted, *i.e.*, unsubstituted (an “unsubstituted carbocyclyl”) or substituted (a “substituted carbocyclyl”) with one or more substituents. In certain embodiments, the carbocyclyl group is unsubstituted C_{3–10} carbocyclyl. In certain embodiments, the carbocyclyl group is a substituted C_{3–10} carbocyclyl.

[0059] In some embodiments, “carbocyclyl” is a monocyclic, saturated carbocyclyl group having from 3 to 10 ring carbon atoms (“C_{3–10} cycloalkyl”). In some embodiments, a cycloalkyl group has 3 to 8 ring carbon atoms (“C_{3–8} cycloalkyl”). In some embodiments, a cycloalkyl group has 3 to 6 ring carbon atoms (“C_{3–6} cycloalkyl”). In some embodiments, a cycloalkyl group has 5 to 6 ring carbon atoms (“C_{5–6} cycloalkyl”). In some embodiments, a cycloalkyl group has 5 to 10 ring carbon atoms (“C_{5–10} cycloalkyl”). Examples of C_{5–6} cycloalkyl groups include cyclopentyl (C₅) and cyclohexyl (C₆). Examples of C_{3–6} cycloalkyl groups include the aforementioned C_{5–6} cycloalkyl groups as well as cyclopropyl (C₃) and cyclobutyl (C₄). Examples of C_{3–8} cycloalkyl groups include the aforementioned C_{3–6} cycloalkyl groups as well as cycloheptyl (C₇) and cyclooctyl (C₈). Unless otherwise specified, each instance of a cycloalkyl group is independently unsubstituted (an “unsubstituted cycloalkyl”) or substituted (a “substituted cycloalkyl”) with one or more substituents. In certain embodiments, the cycloalkyl group is unsubstituted C_{3–10} cycloalkyl. In certain embodiments, the cycloalkyl group is substituted C_{3–10} cycloalkyl.

[0060] “Heterocyclyl” or “heterocyclic” refers to a radical of a 3- to 10-membered non-aromatic ring system having ring carbon atoms and 1 to 4 ring heteroatoms, wherein each heteroatom is independently selected from nitrogen, oxygen, sulfur, boron, phosphorus, and silicon (“3–10 membered heterocyclyl”). In heterocyclyl groups that contain one or more nitrogen atoms, the point of attachment can be a carbon or nitrogen atom, as valency permits. A heterocyclyl group can either be monocyclic (“monocyclic heterocyclyl”) or a fused, bridged or spiro ring system such as a bicyclic system (“bicyclic heterocyclyl”), and can be saturated or

can be partially unsaturated. Heterocyclyl bicyclic ring systems can include one or more heteroatoms in one or both rings. "Heterocyclyl" also includes ring systems wherein the heterocyclyl ring, as defined above, is fused with one or more carbocyclyl groups wherein the point of attachment is either on the carbocyclyl or heterocyclyl ring, or ring systems wherein the heterocyclyl ring, as defined above, is fused with one or more aryl or heteroaryl groups, wherein the point of attachment is on the heterocyclyl ring, and in such instances, the number of ring members continue to designate the number of ring members in the heterocyclyl ring system. Unless otherwise specified, each instance of heterocyclyl is independently optionally substituted, *i.e.*, unsubstituted (an "unsubstituted heterocyclyl") or substituted (a "substituted heterocyclyl") with one or more substituents. In certain embodiments, the heterocyclyl group is unsubstituted 3–10 membered heterocyclyl. In certain embodiments, the heterocyclyl group is substituted 3–10 membered heterocyclyl.

[0061] In some embodiments, a heterocyclyl group is a 5–10 membered non-aromatic ring system having ring carbon atoms and 1–4 ring heteroatoms, wherein each heteroatom is independently selected from nitrogen, oxygen, sulfur, boron, phosphorus, and silicon ("5–10 membered heterocyclyl"). In some embodiments, a heterocyclyl group is a 5–8 membered non-aromatic ring system having ring carbon atoms and 1–4 ring heteroatoms, wherein each heteroatom is independently selected from nitrogen, oxygen, and sulfur ("5–8 membered heterocyclyl"). In some embodiments, a heterocyclyl group is a 5–6 membered non-aromatic ring system having ring carbon atoms and 1–4 ring heteroatoms, wherein each heteroatom is independently selected from nitrogen, oxygen, and sulfur ("5–6 membered heterocyclyl"). In some embodiments, the 5–6 membered heterocyclyl has 1–3 ring heteroatoms selected from nitrogen, oxygen, and sulfur. In some embodiments, the 5–6 membered heterocyclyl has 1–2 ring heteroatoms selected from nitrogen, oxygen, and sulfur. In some embodiments, the 5–6 membered heterocyclyl has one ring heteroatom selected from nitrogen, oxygen, and sulfur.

[0062] Exemplary 3-membered heterocyclyl groups containing one heteroatom include, without limitation, azirdinyl, oxiranyl, thiorenlyl. Exemplary 4-membered heterocyclyl groups containing one heteroatom include, without limitation, azetidiny, oxetanyl and thietanyl. Exemplary 5-membered heterocyclyl groups containing one heteroatom include, without limitation, tetrahydrofuranyl, dihydrofuranyl, tetrahydrothiophenyl, dihydrothiophenyl, pyrrolidinyl, dihydropyrrolyl and pyrrolyl-2,5-dione. Exemplary 5-membered heterocyclyl groups containing two heteroatoms include, without limitation, dioxolanyl, oxasulfuranyl,

disulfuranyl, and oxazolidin-2-one. Exemplary 5-membered heterocyclyl groups containing three heteroatoms include, without limitation, triazoliny, oxadiazoliny, and thiadiazoliny. Exemplary 6-membered heterocyclyl groups containing one heteroatom include, without limitation, piperidiny, tetrahydropyrany, dihydropyridiny, and thianyl. Exemplary 6-membered heterocyclyl groups containing two heteroatoms include, without limitation, piperaziny, morpholiny, dithianyl, dioxany. Exemplary 6-membered heterocyclyl groups containing two heteroatoms include, without limitation, triazinany. Exemplary 7-membered heterocyclyl groups containing one heteroatom include, without limitation, azepany, oxepany and thiepany. Exemplary 8-membered heterocyclyl groups containing one heteroatom include, without limitation, azocany, oxecany and thiocany. Exemplary 5-membered heterocyclyl groups fused to a C₆ aryl ring (also referred to herein as a 5,6-bicyclic heterocyclic ring) include, without limitation, indoliny, isoindoliny, dihydrobenzofurany, dihydrobenzothienyl, benzoxazolinony, and the like. Exemplary 6-membered heterocyclyl groups fused to an aryl ring (also referred to herein as a 6,6-bicyclic heterocyclic ring) include, without limitation, tetrahydroquinoliny, tetrahydroisoquinoliny, and the like.

[0063] “Nitrogen-containing heterocyclyl” group means a 4- to 7- membered non-aromatic cyclic group containing at least one nitrogen atom, for example, but without limitation, morpholine, piperidine (*e.g.* 2-piperidiny, 3-piperidiny and 4-piperidiny), pyrrolidine (*e.g.* 2-pyrrolidiny and 3-pyrrolidiny), azetidine, pyrrolidone, imidazoline, imidazolidinone, 2-pyrazoline, pyrazolidine, piperazine, and N-alkyl piperazines such as N-methyl piperazine. Particular examples include azetidine, piperidone and piperazone.

[0064] “Hetero” when used to describe a compound or a group present on a compound means that one or more carbon atoms in the compound or group have been replaced by a nitrogen, oxygen, or sulfur heteroatom. Hetero may be applied to any of the hydrocarbyl groups described above such as alkyl, *e.g.*, heteroalkyl, cycloalkyl, *e.g.*, heterocyclyl, aryl, *e.g.*, heteroaryl, cycloalkenyl, *e.g.*, cycloheteroalkenyl, and the like having from 1 to 5, and particularly from 1 to 3 heteroatoms.

[0065] “Acyl” refers to a radical -C(O)R²⁰, where R²⁰ is hydrogen, substituted or unsubstituted alkyl, substituted or unsubstituted alkenyl, substituted or unsubstituted alkynyl, substituted or unsubstituted carbocyclyl, substituted or unsubstituted heterocyclyl, substituted or unsubstituted aryl, or substituted or unsubstituted heteroaryl, as defined herein. “Alkanoyl” is an acyl group wherein R²⁰ is a group other than hydrogen. Representative acyl groups include, but

are not limited to, formyl (-CHO), acetyl (-C(=O)CH₃), cyclohexylcarbonyl, cyclohexylmethylcarbonyl, benzoyl (-C(=O)Ph), benzylcarbonyl (-C(=O)CH₂Ph), —C(O)-C₁-C₈ alkyl, -C(O)-(CH₂)_t(C₆-C₁₀ aryl), -C(O)-(CH₂)_t(5-10 membered heteroaryl), -C(O)-(CH₂)_t(C₃-C₁₀ cycloalkyl), and -C(O)-(CH₂)_t(4-10 membered heterocyclyl), wherein t is an integer from 0 to 4. In certain embodiments, R²¹ is C₁-C₈ alkyl, substituted with halo or hydroxy; or C₃-C₁₀ cycloalkyl, 4-10 membered heterocyclyl, C₆-C₁₀ aryl, arylalkyl, 5-10 membered heteroaryl or heteroarylalkyl, each of which is substituted with unsubstituted C₁-C₄ alkyl, halo, unsubstituted C₁-C₄ alkoxy, unsubstituted C₁-C₄ haloalkyl, unsubstituted C₁-C₄ hydroxyalkyl, or unsubstituted C₁-C₄ haloalkoxy or hydroxy.

[0066] “Alkoxy” refers to the group -OR²⁹ where R²⁹ is substituted or unsubstituted alkyl, substituted or unsubstituted alkenyl, substituted or unsubstituted alkynyl, substituted or unsubstituted carbocyclyl, substituted or unsubstituted heterocyclyl, substituted or unsubstituted aryl, or substituted or unsubstituted heteroaryl. Particular alkoxy groups are methoxy, ethoxy, n-propoxy, isopropoxy, n-butoxy, tert-butoxy, sec-butoxy, n-pentoxy, n-hexyloxy, and 1,2-dimethylbutoxy. Particular alkoxy groups are lower alkoxy, *i.e.* with between 1 and 6 carbon atoms. Further particular alkoxy groups have between 1 and 4 carbon atoms.

[0067] In certain embodiments, R²⁹ is a group that has 1 or more substituents, for instance from 1 to 5 substituents, and particularly from 1 to 3 substituents, in particular 1 substituent, selected from the group consisting of amino, substituted amino, C₆-C₁₀ aryl, aryloxy, carboxyl, cyano, C₃-C₁₀ cycloalkyl, 4-10 membered heterocyclyl, halogen, 5-10 membered heteroaryl, hydroxyl, nitro, thioalkoxy, thioaryloxy, thiol, alkyl-S(O)-, aryl-S(O)-, alkyl-S(O)₂- and aryl-S(O)₂-. Exemplary ‘substituted alkoxy’ groups include, but are not limited to, -O-(CH₂)_t(C₆-C₁₀ aryl), -O-(CH₂)_t(5-10 membered heteroaryl), -O-(CH₂)_t(C₃-C₁₀ cycloalkyl), and -O-(CH₂)_t(4-10 membered heterocyclyl), wherein t is an integer from 0 to 4 and any aryl, heteroaryl, cycloalkyl or heterocyclyl groups present, may themselves be substituted by unsubstituted C₁-C₄ alkyl, halo, unsubstituted C₁-C₄ alkoxy, unsubstituted C₁-C₄ haloalkyl, unsubstituted C₁-C₄ hydroxyalkyl, or unsubstituted C₁-C₄ haloalkoxy or hydroxy. Particular exemplary ‘substituted alkoxy’ groups are -OCF₃, -OCH₂CF₃, -OCH₂Ph, -OCH₂-cyclopropyl, -OCH₂CH₂OH, and -OCH₂CH₂NMe₂.

[0068] “Amino” refers to the radical -NH₂.

[0069] “Oxo” refers to the group =O.

[0070] “Substituted amino” refers to an amino group of the formula $-N(R^{38})_2$ wherein each R^{38} is independently hydrogen, substituted or unsubstituted alkyl, substituted or unsubstituted alkenyl, substituted or unsubstituted alkynyl, substituted or unsubstituted carbocyclyl, substituted or unsubstituted heterocyclyl, substituted or unsubstituted aryl, substituted or unsubstituted heteroaryl, or an amino protecting group, wherein at least one of R^{38} is not a hydrogen. In certain embodiments, each R^{38} is independently selected from hydrogen, C_1 - C_8 alkyl, C_3 - C_8 alkenyl, C_3 - C_8 alkynyl, C_6 - C_{10} aryl, 5-10 membered heteroaryl, 4-10 membered heterocyclyl, or C_3 - C_{10} cycloalkyl; or C_1 - C_8 alkyl, substituted with halo or hydroxy; C_3 - C_8 alkenyl, substituted with halo or hydroxy; C_3 - C_8 alkynyl, substituted with halo or hydroxy, or $-(CH_2)_t(C_6-C_{10}$ aryl), $-(CH_2)_t(5-10$ membered heteroaryl), $-(CH_2)_t(C_3-C_{10}$ cycloalkyl), or $-(CH_2)_t(4-10$ membered heterocyclyl), wherein t is an integer between 0 and 8, each of which is substituted by unsubstituted C_1 - C_4 alkyl, halo, unsubstituted C_1 - C_4 alkoxy, unsubstituted C_1 - C_4 haloalkyl, unsubstituted C_1 - C_4 hydroxyalkyl, or unsubstituted C_1 - C_4 haloalkoxy or hydroxy; or both R^{38} groups are joined to form an alkylene group.

[0071] Exemplary “substituted amino” groups include, but are not limited to, $-NR^{39}-C_1-C_8$ alkyl, $-NR^{39}-(CH_2)_t(C_6-C_{10}$ aryl), $-NR^{39}-(CH_2)_t(5-10$ membered heteroaryl), $-NR^{39}-(CH_2)_t(C_3-C_{10}$ cycloalkyl), and $-NR^{39}-(CH_2)_t(4-10$ membered heterocyclyl), wherein t is an integer from 0 to 4, for instance 1 or 2, each R^{39} independently represents H or C_1 - C_8 alkyl; and any alkyl groups present, may themselves be substituted by halo, substituted or unsubstituted amino, or hydroxy; and any aryl, heteroaryl, cycloalkyl, or heterocyclyl groups present, may themselves be substituted by unsubstituted C_1 - C_4 alkyl, halo, unsubstituted C_1 - C_4 alkoxy, unsubstituted C_1 - C_4 haloalkyl, unsubstituted C_1 - C_4 hydroxyalkyl, or unsubstituted C_1 - C_4 haloalkoxy or hydroxy. For the avoidance of doubt, the term ‘substituted amino’ includes the groups alkylamino, substituted alkylamino, alkylaryl amino, substituted alkylaryl amino, arylamino, substituted arylamino, dialkylamino, and substituted dialkylamino as defined below. Substituted amino encompasses both monosubstituted amino and disubstituted amino groups.

[0072] “Carboxy” refers to the radical $-C(O)OH$.

[0073] “Cyano” refers to the radical $-CN$.

[0074] “Halo” or “halogen” refers to fluoro (F), chloro (Cl), bromo (Br), and iodo (I).

In certain embodiments, the halo group is either fluoro or chloro.

[0075] “Hydroxy” refers to the radical $-OH$.

[0076] “Nitro” refers to the radical $-NO_2$.

[0077] “Cycloalkylalkyl” refers to an alkyl radical in which the alkyl group is substituted with a cycloalkyl group. Typical cycloalkylalkyl groups include, but are not limited to, cyclopropylmethyl, cyclobutylmethyl, cyclopentylmethyl, cyclohexylmethyl, cycloheptylmethyl, cyclooctylmethyl, cyclopropylethyl, cyclobutylethyl, cyclopentylethyl, cyclohexylethyl, cycloheptylethyl, and cyclooctylethyl, and the like.

[0078] “Heterocyclalkyl” refers to an alkyl radical in which the alkyl group is substituted with a heterocyclalkyl group. Typical heterocyclalkyl groups include, but are not limited to, pyrrolidinylmethyl, piperidinylmethyl, piperazinylmethyl, morpholinylmethyl, pyrrolidinyloethyl, piperidinylethyl, piperazinylethyl, morpholinylethyl, and the like.

[0079] “Thioketo” refers to the group =S.

[0080] Alkyl, alkenyl, alkynyl, carbocyclalkyl, heterocyclalkyl, aryl, and heteroaryl groups, as defined herein, are optionally substituted (*e.g.*, “substituted” or “unsubstituted” alkyl, “substituted” or “unsubstituted” alkenyl, “substituted” or “unsubstituted” alkynyl, “substituted” or “unsubstituted” carbocyclalkyl, “substituted” or “unsubstituted” heterocyclalkyl, “substituted” or “unsubstituted” aryl or “substituted” or “unsubstituted” heteroaryl group). In general, the term “substituted”, whether preceded by the term “optionally” or not, means that at least one hydrogen present on a group (*e.g.*, a carbon or nitrogen atom) is replaced with a permissible substituent, *e.g.*, a substituent which upon substitution results in a stable compound, *e.g.*, a compound which does not spontaneously undergo transformation such as by rearrangement, cyclization, elimination, or other reaction. Unless otherwise indicated, a “substituted” group has a substituent at one or more substitutable positions of the group, and when more than one position in any given structure is substituted, the substituent is either the same or different at each position. The term “substituted” is contemplated to include substitution with all permissible substituents of organic compounds, any of the substituents described herein that results in the formation of a stable compound. The present invention contemplates any and all such combinations in order to arrive at a stable compound. For purposes of this invention, heteroatoms such as nitrogen may have hydrogen substituents and/or any suitable substituent as described herein which satisfy the valencies of the heteroatoms and results in the formation of a stable moiety.

[0081] Exemplary carbon atom substituents include, but are not limited to, halogen, –CN, –NO₂, –N₃, –SO₂H, –SO₃H, –OH, –OR^{aa}, –ON(R^{bb})₂, –N(R^{bb})₂, –N(R^{bb})₃⁺X[–], –N(OR^{cc})R^{bb}, –SH, –SR^{aa}, –SSR^{cc}, –C(=O)R^{aa}, –CO₂H, –CHO, –C(OR^{cc})₂, –CO₂R^{aa}, –

OC(=O)R^{aa} , $-\text{OCO}_2\text{R}^{aa}$, $-\text{C(=O)N(R}^{bb})_2$, $-\text{OC(=O)N(R}^{bb})_2$, $-\text{NR}^{bb}\text{C(=O)R}^{aa}$, $-\text{NR}^{bb}\text{CO}_2\text{R}^{aa}$, $-\text{NR}^{bb}\text{C(=O)N(R}^{bb})_2$, $-\text{C(=NR}^{bb})\text{R}^{aa}$, $-\text{C(=NR}^{bb})\text{OR}^{aa}$, $-\text{OC(=NR}^{bb})\text{R}^{aa}$, $-\text{OC(=NR}^{bb})\text{OR}^{aa}$, $-\text{C(=NR}^{bb})\text{N(R}^{bb})_2$, $-\text{OC(=NR}^{bb})\text{N(R}^{bb})_2$, $-\text{NR}^{bb}\text{C(=NR}^{bb})\text{N(R}^{bb})_2$, $-\text{C(=O)NR}^{bb}\text{SO}_2\text{R}^{aa}$, $-\text{NR}^{bb}\text{SO}_2\text{R}^{aa}$, $-\text{SO}_2\text{N(R}^{bb})_2$, $-\text{SO}_2\text{R}^{aa}$, $-\text{SO}_2\text{OR}^{aa}$, $-\text{OSO}_2\text{R}^{aa}$, $-\text{S(=O)R}^{aa}$, $-\text{OS(=O)R}^{aa}$, $-\text{Si(R}^{aa})_3$,
 5 $-\text{OSi(R}^{aa})_3$, $-\text{C(=S)N(R}^{bb})_2$, $-\text{C(=O)SR}^{aa}$, $-\text{C(=S)SR}^{aa}$, $-\text{SC(=S)SR}^{aa}$, $-\text{SC(=O)SR}^{aa}$, $-\text{OC(=O)SR}^{aa}$, $-\text{SC(=O)OR}^{aa}$, $-\text{SC(=O)R}^{aa}$, $-\text{P(=O)}_2\text{R}^{aa}$, $-\text{OP(=O)}_2\text{R}^{aa}$, $-\text{P(=O)(R}^{aa})_2$, $-\text{OP(=O)(R}^{aa})_2$, $-\text{OP(=O)(OR}^{cc})_2$, $-\text{P(=O)}_2\text{N(R}^{bb})_2$, $-\text{OP(=O)}_2\text{N(R}^{bb})_2$, $-\text{P(=O)(NR}^{bb})_2$, $-\text{OP(=O)(NR}^{bb})_2$, $-\text{NR}^{bb}\text{P(=O)(OR}^{cc})_2$, $-\text{NR}^{bb}\text{P(=O)(NR}^{bb})_2$, $-\text{P(R}^{cc})_2$, $-\text{P(R}^{cc})_3$, $-\text{OP(R}^{cc})_2$, $-\text{OP(R}^{cc})_3$, $-\text{B(R}^{aa})_2$, $-\text{B(OR}^{cc})_2$, $-\text{BR}^{aa}(\text{OR}^{cc})$, C_{1-10} alkyl, C_{1-10} perhaloalkyl, C_{2-10} alkenyl, C_{2-10} alkynyl, C_{3-10} carbocyclyl, 3–14 membered heterocyclyl, C_{6-14} aryl, and 5–14 membered heteroaryl, wherein each alkyl, alkenyl, alkynyl, carbocyclyl, heterocyclyl, aryl, and heteroaryl is independently substituted with 0, 1, 2, 3, 4, or 5 R^{dd} groups;

[0082] or two geminal hydrogens on a carbon atom are replaced with the group $=\text{O}$, $=\text{S}$, $=\text{NN(R}^{bb})_2$, $=\text{NNR}^{bb}\text{C(=O)R}^{aa}$, $=\text{NNR}^{bb}\text{C(=O)OR}^{aa}$, $=\text{NNR}^{bb}\text{S(=O)}_2\text{R}^{aa}$, $=\text{NR}^{bb}$, or $=\text{NOR}^{cc}$;

15 [0083] each instance of R^{aa} is, independently, selected from C_{1-10} alkyl, C_{1-10} perhaloalkyl, C_{2-10} alkenyl, C_{2-10} alkynyl, C_{3-10} carbocyclyl, 3–14 membered heterocyclyl, C_{6-14} aryl, and 5–14 membered heteroaryl, or two R^{aa} groups are joined to form a 3–14 membered heterocyclyl or 5–14 membered heteroaryl ring, wherein each alkyl, alkenyl, alkynyl, carbocyclyl, heterocyclyl, aryl, and heteroaryl is independently substituted with 0, 1, 2, 3, 4, or
 20 5 R^{dd} groups;

[0084] each instance of R^{bb} is, independently, selected from hydrogen, $-\text{OH}$, $-\text{OR}^{aa}$, $-\text{N(R}^{cc})_2$, $-\text{CN}$, $-\text{C(=O)R}^{aa}$, $-\text{C(=O)N(R}^{cc})_2$, $-\text{CO}_2\text{R}^{aa}$, $-\text{SO}_2\text{R}^{aa}$, $-\text{C(=NR}^{cc})\text{OR}^{aa}$, $-\text{C(=NR}^{cc})\text{N(R}^{cc})_2$, $-\text{SO}_2\text{N(R}^{cc})_2$, $-\text{SO}_2\text{R}^{cc}$, $-\text{SO}_2\text{OR}^{cc}$, $-\text{SOR}^{aa}$, $-\text{C(=S)N(R}^{cc})_2$, $-\text{C(=O)SR}^{cc}$, $-\text{C(=S)SR}^{cc}$, $-\text{P(=O)}_2\text{R}^{aa}$, $-\text{P(=O)(R}^{aa})_2$, $-\text{P(=O)}_2\text{N(R}^{cc})_2$, $-\text{P(=O)(NR}^{cc})_2$, C_{1-10} alkyl, C_{1-10} perhaloalkyl, C_{2-10} alkenyl, C_{2-10} alkynyl, C_{3-10} carbocyclyl, 3–14 membered heterocyclyl, C_{6-14} aryl, and 5–14 membered heteroaryl, or two R^{bb} groups are joined to form a 3–14 membered heterocyclyl or 5–14 membered heteroaryl ring, wherein each alkyl, alkenyl, alkynyl, carbocyclyl, heterocyclyl, aryl, and heteroaryl is independently substituted with 0, 1, 2, 3, 4, or
 25 5 R^{dd} groups;

30 [0085] each instance of R^{cc} is, independently, selected from hydrogen, C_{1-10} alkyl, C_{1-10} perhaloalkyl, C_{2-10} alkenyl, C_{2-10} alkynyl, C_{3-10} carbocyclyl, 3–14 membered heterocyclyl, C_{6-14} aryl, and 5–14 membered heteroaryl, or two R^{cc} groups are joined to form a 3–14 membered

heterocyclyl or 5–14 membered heteroaryl ring, wherein each alkyl, alkenyl, alkynyl, carbocyclyl, heterocyclyl, aryl, and heteroaryl is independently substituted with 0, 1, 2, 3, 4, or 5 R^{dd} groups;

[0086] each instance of R^{dd} is, independently, selected from halogen, $-CN$, $-NO_2$, $-N_3$, $-SO_2H$, $-SO_3H$, $-OH$, $-OR^{ee}$, $-ON(R^{ff})_2$, $-N(R^{ff})_2$, $-N(R^{ff})_3^+X^-$, $-N(OR^{ee})R^{ff}$, $-SH$, $-SR^{ee}$, $-SSR^{ee}$, $-C(=O)R^{ee}$, $-CO_2H$, $-CO_2R^{ee}$, $-OC(=O)R^{ee}$, $-OCO_2R^{ee}$, $-C(=O)N(R^{ff})_2$, $-OC(=O)N(R^{ff})_2$, $-NR^{ff}C(=O)R^{ee}$, $-NR^{ff}CO_2R^{ee}$, $-NR^{ff}C(=O)N(R^{ff})_2$, $-C(=NR^{ff})OR^{ee}$, $-OC(=NR^{ff})R^{ee}$, $-OC(=NR^{ff})OR^{ee}$, $-C(=NR^{ff})N(R^{ff})_2$, $-OC(=NR^{ff})N(R^{ff})_2$, $-NR^{ff}C(=NR^{ff})N(R^{ff})_2$, $-NR^{ff}SO_2R^{ee}$, $-SO_2N(R^{ff})_2$, $-SO_2R^{ee}$, $-SO_2OR^{ee}$, $-OSO_2R^{ee}$, $-S(=O)R^{ee}$, $-Si(R^{ee})_3$, $-OSi(R^{ee})_3$, $-C(=S)N(R^{ff})_2$, $-C(=O)SR^{ee}$, $-C(=S)SR^{ee}$, $-SC(=S)SR^{ee}$, $-P(=O)_2R^{ee}$, $-P(=O)(R^{ee})_2$, $-OP(=O)(R^{ee})_2$, $-OP(=O)(OR^{ee})_2$, C_{1-6} alkyl, C_{1-6} perhaloalkyl, C_{2-6} alkenyl, C_{2-6} alkynyl, C_{3-10} carbocyclyl, 3–10 membered heterocyclyl, C_{6-10} aryl, 5–10 membered heteroaryl, wherein each alkyl, alkenyl, alkynyl, carbocyclyl, heterocyclyl, aryl, and heteroaryl is independently substituted with 0, 1, 2, 3, 4, or 5 R^{gg} groups, or two geminal R^{dd} substituents can be joined to form $=O$ or $=S$;

[0087] each instance of R^{ee} is, independently, selected from C_{1-6} alkyl, C_{1-6} perhaloalkyl, C_{2-6} alkenyl, C_{2-6} alkynyl, C_{3-10} carbocyclyl, C_{6-10} aryl, 3–10 membered heterocyclyl, and 3–10 membered heteroaryl, wherein each alkyl, alkenyl, alkynyl, carbocyclyl, heterocyclyl, aryl, and heteroaryl is independently substituted with 0, 1, 2, 3, 4, or 5 R^{gg} groups;

[0088] each instance of R^{ff} is, independently, selected from hydrogen, C_{1-6} alkyl, C_{1-6} perhaloalkyl, C_{2-6} alkenyl, C_{2-6} alkynyl, C_{3-10} carbocyclyl, 3–10 membered heterocyclyl, C_{6-10} aryl and 5–10 membered heteroaryl, or two R^{ff} groups are joined to form a 3–14 membered heterocyclyl or 5–14 membered heteroaryl ring, wherein each alkyl, alkenyl, alkynyl, carbocyclyl, heterocyclyl, aryl, and heteroaryl is independently substituted with 0, 1, 2, 3, 4, or 5 R^{gg} groups; and

[0089] each instance of R^{gg} is, independently, halogen, $-CN$, $-NO_2$, $-N_3$, $-SO_2H$, $-SO_3H$, $-OH$, $-OC_{1-6}$ alkyl, $-ON(C_{1-6}$ alkyl) $_2$, $-N(C_{1-6}$ alkyl) $_2$, $-N(C_{1-6}$ alkyl) $_3^+X^-$, $-NH(C_{1-6}$ alkyl) $_2^+X^-$, $-NH_2(C_{1-6}$ alkyl) $^+X^-$, $-NH_3^+X^-$, $-N(OC_{1-6}$ alkyl)(C_{1-6} alkyl), $-N(OH)(C_{1-6}$ alkyl), $-NH(OH)$, $-SH$, $-SC_{1-6}$ alkyl, $-SS(C_{1-6}$ alkyl), $-C(=O)(C_{1-6}$ alkyl), $-CO_2H$, $-CO_2(C_{1-6}$ alkyl), $-OC(=O)(C_{1-6}$ alkyl), $-OCO_2(C_{1-6}$ alkyl), $-C(=O)NH_2$, $-C(=O)N(C_{1-6}$ alkyl) $_2$, $-OC(=O)NH(C_{1-6}$ alkyl), $-NHC(=O)(C_{1-6}$ alkyl), $-N(C_{1-6}$ alkyl) $C(=O)(C_{1-6}$ alkyl), $-NHCO_2(C_{1-6}$ alkyl), $-NHC(=O)N(C_{1-6}$ alkyl) $_2$, $-NHC(=O)NH(C_{1-6}$ alkyl), $-NHC(=O)NH_2$, $-C(=NH)O(C_{1-6}$

alkyl), -OC(=NH)(C₁₋₆ alkyl), -OC(=NH)OC₁₋₆ alkyl, -C(=NH)N(C₁₋₆ alkyl)₂, -C(=NH)NH(C₁₋₆ alkyl), -C(=NH)NH₂, -OC(=NH)N(C₁₋₆ alkyl)₂, -OC(NH)NH(C₁₋₆ alkyl), -OC(NH)NH₂, -NHC(NH)N(C₁₋₆ alkyl)₂, -NHC(=NH)NH₂, -NH₂SO₂(C₁₋₆ alkyl), -SO₂N(C₁₋₆ alkyl)₂, -SO₂NH(C₁₋₆ alkyl), -SO₂NH₂, -SO₂C₁₋₆ alkyl, -SO₂OC₁₋₆ alkyl, -OSO₂C₁₋₆ alkyl, -SOC₁₋₆ alkyl, -Si(C₁₋₆ alkyl)₃, -OSi(C₁₋₆ alkyl)₃, -C(=S)N(C₁₋₆ alkyl)₂, C(=S)NH(C₁₋₆ alkyl), C(=S)NH₂, -C(=O)S(C₁₋₆ alkyl), -C(=S)SC₁₋₆ alkyl, -SC(=S)SC₁₋₆ alkyl, -P(=O)₂(C₁₋₆ alkyl), -P(=O)(C₁₋₆ alkyl)₂, -OP(=O)(C₁₋₆ alkyl)₂, -OP(=O)(OC₁₋₆ alkyl)₂, C₁₋₆ alkyl, C₁₋₆ perhaloalkyl, C₂₋₆ alkenyl, C₂₋₆ alkynyl, C₃₋₁₀ carbocyclyl, C₆₋₁₀ aryl, 3-10 membered heterocyclyl, 5-10 membered heteroaryl; or two geminal R^{gg} substituents can be joined to form =O or =S; wherein X⁻ is a counterion.

[0090] A “counterion” or “anionic counterion” is a negatively charged group associated with a cationic quaternary amino group in order to maintain electronic neutrality. Exemplary counterions include halide ions (*e.g.*, F⁻, Cl⁻, Br⁻, I⁻), NO₃⁻, ClO₄⁻, OH⁻, H₂PO₄⁻, HSO₄⁻, SO₄²⁻ sulfonate ions (*e.g.*, methanesulfonate, trifluoromethanesulfonate, p-toluenesulfonate, benzenesulfonate, 10-camphor sulfonate, naphthalene-2-sulfonate, naphthalene-1-sulfonic acid-5-sulfonate, ethan-1-sulfonic acid-2-sulfonate, and the like), and carboxylate ions (*e.g.*, acetate, ethanoate, propanoate, benzoate, glycerate, lactate, tartrate, glycolate, and the like).

[0091] Nitrogen atoms can be substituted or unsubstituted as valency permits, and include primary, secondary, tertiary, and quaternary nitrogen atoms. Exemplary nitrogen atom substituents include, but are not limited to, hydrogen, -OH, -OR^{aa}, -N(R^{cc})₂, -CN, -C(=O)R^{aa}, -C(=O)N(R^{cc})₂, -CO₂R^{aa}, -SO₂R^{aa}, -C(=NR^{bb})R^{aa}, -C(=NR^{cc})OR^{aa}, -C(=NR^{cc})N(R^{cc})₂, -SO₂N(R^{cc})₂, -SO₂R^{cc}, -SO₂OR^{cc}, -SOR^{aa}, -C(=S)N(R^{cc})₂, -C(=O)SR^{cc}, -C(=S)SR^{cc}, -P(=O)₂R^{aa}, -P(=O)(R^{aa})₂, -P(=O)₂N(R^{cc})₂, -P(=O)(NR^{cc})₂, C₁₋₁₀ alkyl, C₁₋₁₀ perhaloalkyl, C₂₋₁₀ alkenyl, C₂₋₁₀ alkynyl, C₃₋₁₀ carbocyclyl, 3-14 membered heterocyclyl, C₆₋₁₄ aryl, and 5-14 membered heteroaryl, or two R^{cc} groups attached to a nitrogen atom are joined to form a 3-14 membered heterocyclyl or 5-14 membered heteroaryl ring, wherein each alkyl, alkenyl, alkynyl, carbocyclyl, heterocyclyl, aryl, and heteroaryl is independently substituted with 0, 1, 2, 3, 4, or 5 R^{dd} groups, and wherein R^{aa}, R^{bb}, R^{cc} and R^{dd} are as defined above.

[0092] These and other exemplary substituents are described in more detail in the Detailed Description, Examples, and claims. The invention is not intended to be limited in any manner by the above exemplary listing of substituents.

Other definitions

[0093] The term “pharmaceutically acceptable salt” refers to those salts which are, within the scope of sound medical judgment, suitable for use in contact with the tissues of humans and lower animals without undue toxicity, irritation, allergic response and the like, and are commensurate with a reasonable benefit/risk ratio. Pharmaceutically acceptable salts are well known in the art. For example, Berge *et al.*, describes pharmaceutically acceptable salts in detail in *J. Pharmaceutical Sciences* (1977) 66:1–19. Pharmaceutically acceptable salts of the compounds of this invention include those derived from suitable inorganic and organic acids and bases. Examples of pharmaceutically acceptable, nontoxic acid addition salts are salts of an amino group formed with inorganic acids such as hydrochloric acid, hydrobromic acid, phosphoric acid, sulfuric acid and perchloric acid or with organic acids such as acetic acid, oxalic acid, maleic acid, tartaric acid, citric acid, succinic acid or malonic acid or by using other methods used in the art such as ion exchange. Other pharmaceutically acceptable salts include adipate, alginate, ascorbate, aspartate, benzenesulfonate, benzoate, bisulfate, borate, butyrate, camphorate, camphorsulfonate, citrate, cyclopentanepropionate, digluconate, dodecylsulfate, ethanesulfonate, formate, fumarate, glucoheptonate, glycerophosphate, gluconate, hemisulfate, heptanoate, hexanoate, hydroiodide, 2-hydroxy-ethanesulfonate, lactobionate, lactate, laurate, lauryl sulfate, malate, maleate, malonate, methanesulfonate, 2-naphthalenesulfonate, nicotinate, nitrate, oleate, oxalate, palmitate, pamoate, pectinate, persulfate, 3-phenylpropionate, phosphate, picrate, pivalate, propionate, stearate, succinate, sulfate, tartrate, thiocyanate, p-toluenesulfonate, undecanoate, valerate salts, and the like. Pharmaceutically acceptable salts derived from appropriate bases include alkali metal, alkaline earth metal, ammonium and $N^+(C_{1-4}alkyl)_4$ salts. Representative alkali or alkaline earth metal salts include sodium, lithium, potassium, calcium, magnesium, and the like. Further pharmaceutically acceptable salts include, when appropriate, nontoxic ammonium, quaternary ammonium, and amine cations formed using counterions such as halide, hydroxide, carboxylate, sulfate, phosphate, nitrate, lower alkyl sulfonate, and aryl sulfonate.

[0094] A “subject” to which administration is contemplated includes, but is not limited to, humans (*i.e.*, a male or female of any age group, *e.g.*, a pediatric subject (*e.g.* infant, child, adolescent) or adult subject (*e.g.*, young adult, middle-aged adult or senior adult)) and/or a non-human animal, *e.g.*, a mammal such as primates (*e.g.*, cynomolgus monkeys, rhesus monkeys), cattle, pigs, horses, sheep, goats, rodents, cats, and/or dogs. In certain embodiments,

the subject is a human. In certain embodiments, the subject is a non-human animal. The terms “human,” “patient,” and “subject” are used interchangeably herein.

[0095] Disease, disorder, and condition are used interchangeably herein.

[0096] As used herein, and unless otherwise specified, the terms “treat,” “treating” and “treatment” contemplate an action that occurs while a subject is suffering from the specified disease, disorder or condition, which reduces the severity of the disease, disorder or condition, or retards or slows the progression of the disease, disorder or condition (“therapeutic treatment”), and also contemplates an action that occurs before a subject begins to suffer from the specified disease, disorder or condition (“prophylactic treatment”).

[0097] In general, the “effective amount” of a compound refers to an amount sufficient to elicit the desired biological response. As will be appreciated by those of ordinary skill in this art, the effective amount of a compound of the invention may vary depending on such factors as the desired biological endpoint, the pharmacokinetics of the compound, the disease being treated, the mode of administration, and the age, health, and condition of the subject. An effective amount encompasses therapeutic and prophylactic treatment.

[0098] As used herein, and unless otherwise specified, a “therapeutically effective amount” of a compound is an amount sufficient to provide a therapeutic benefit in the treatment of a disease, disorder or condition, or to delay or minimize one or more symptoms associated with the disease, disorder or condition. A therapeutically effective amount of a compound means an amount of therapeutic agent, alone or in combination with other therapies, which provides a therapeutic benefit in the treatment of the disease, disorder or condition. The term “therapeutically effective amount” can encompass an amount that improves overall therapy, reduces or avoids symptoms or causes of disease or condition, or enhances the therapeutic efficacy of another therapeutic agent.

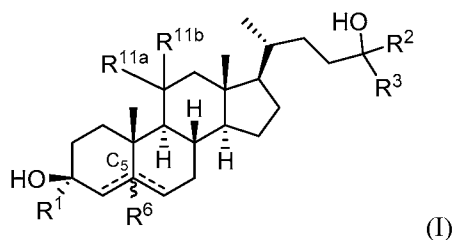
[0099] As used herein, and unless otherwise specified, a “prophylactically effective amount” of a compound is an amount sufficient to prevent a disease, disorder or condition, or one or more symptoms associated with the disease, disorder or condition, or prevent its recurrence. A prophylactically effective amount of a compound means an amount of a therapeutic agent, alone or in combination with other agents, which provides a prophylactic benefit in the prevention of the disease, disorder or condition. The term “prophylactically effective amount” can encompass an amount that improves overall prophylaxis or enhances the prophylactic efficacy of another prophylactic agent.

Detailed Description of Certain Embodiments of the Invention

[00100] As generally described herein, the present invention provides oxysterols useful for preventing and/or treating a broad range of disorders, including, but not limited to, NMDA-mediated disorders.

5 Compounds

[00101] In one aspect, provided herein are compounds according to Formula (I):



or a pharmaceutically acceptable salt thereof, wherein:

[00102] R^1 is hydrogen or C_1 - C_6 alkyl; each of R^2 and R^3 is independently hydrogen, C_1 - C_6 alkyl, or carbocyclyl, or R^2 and R^3 , together with the carbon atom to which they are attached, form a 3-8 membered ring; R^6 is absent or hydrogen; R^{11a} is hydrogen or C_1 - C_6 alkyl (e.g., methyl) and R^{11b} is $-OH$, or C_1 - C_6 alkyl, or R^{11a} and R^{11b} are joined together to form oxo; and $====$ represents a single or double bond, wherein when one $====$ is a double bond, the other $====$ is a single bond; and when one of the $====$ is a double bond, R^6 is absent.

[00103] In some embodiments, R^{11a} and R^{11b} are not joined together to form oxo.

[00104] In some embodiments, R^1 is C_{1-6} alkyl. In some embodiments, R^1 is hydrogen, methyl or ethyl, $-CHF_2$, $-CF_3$, $-CH_2OCH_3$, or $-CH_2OCH_2CH_3$. In some embodiments, R^1 is unsubstituted C_{1-6} alkyl (e.g., $-CH_3$ or $-CH_2CH_3$). In some embodiments, R^1 is hydrogen. In some embodiments, R^1 is $-CH_3$. In some embodiments, R^1 is $-CH_2CH_3$.

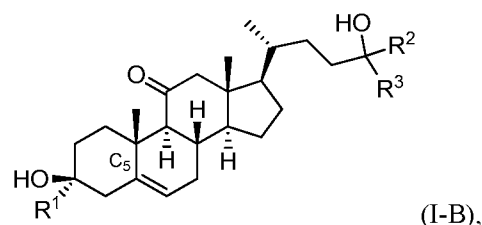
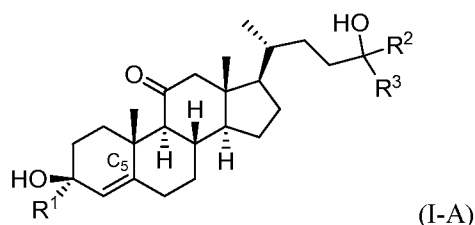
[00105] In some embodiments, each of R^2 and R^3 is independently hydrogen, methyl, ethyl, propyl, isopropyl, cyclopropyl, butyl (e.g., *tert*-butyl), $-CF_3$, or $-CH_2CF_3$. In some embodiments, each of R^2 and R^3 is independently methyl, isopropyl, or *tert*-butyl.

[00106] In some embodiments, R^2 is hydrogen, methyl, ethyl, or $-CF_3$.

[00107] In some embodiments, R^3 is methyl, ethyl, propyl, isopropyl, cyclopropyl, butyl (e.g., *tert*-butyl), $-CF_3$, or $-CH_2CF_3$.

[00108] In some embodiments, R^{11a} is hydrogen and R^{11b} is $-OH$. In some embodiments, R^{11a} is C_1 - C_6 alkyl (e.g., methyl) and R^{11b} is $-OH$. In some embodiments, R^{11a} and R^{11b} are joined together to form oxo.

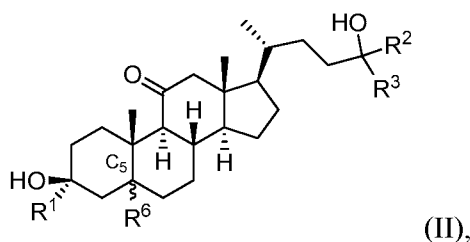
[00109] In some embodiments, the compound of Formula (I) is a compound of Formula (I-A) or Formula (I-B):



or a pharmaceutically acceptable salt thereof.

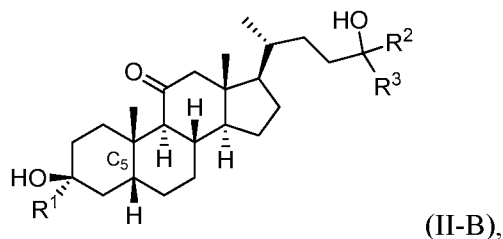
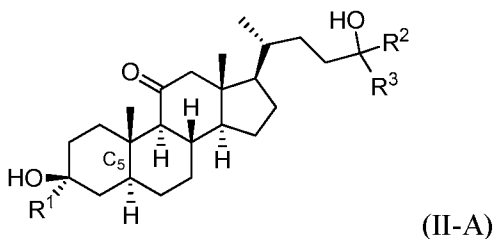
[00110] In some embodiments, each of \equiv is a single bond.

[00111] In some embodiments, the compound of Formula (I) is a compound of Formula (II):



or a pharmaceutically acceptable salt thereof.

[00112] In some embodiments, the compound of Formula (II) is a compound of Formula (II-A) or Formula (II-B):



or a pharmaceutically acceptable salt thereof.

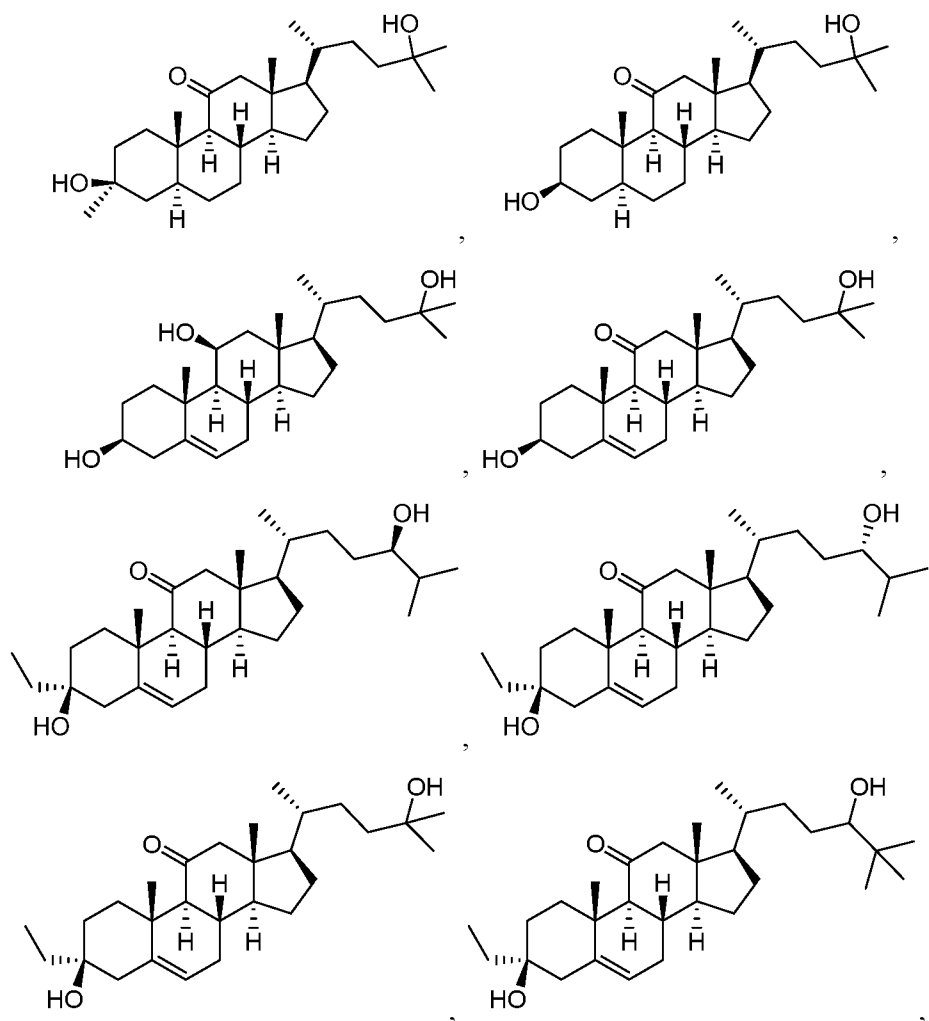
[00113] In some embodiments, R^1 is C_{1-6} alkyl. In some embodiments, R^1 is hydrogen, methyl, ethyl, $-CHF_2$, $-CF_3$, $-CH_2OCH_3$, or $-CH_2OCH_2CH_3$.

[00114] In some embodiments, each of R^2 and R^3 is independently hydrogen, methyl, ethyl, propyl, isopropyl, cyclopropyl, butyl (e.g., *tert*-butyl), $-CF_3$, or $-CH_2CF_3$.

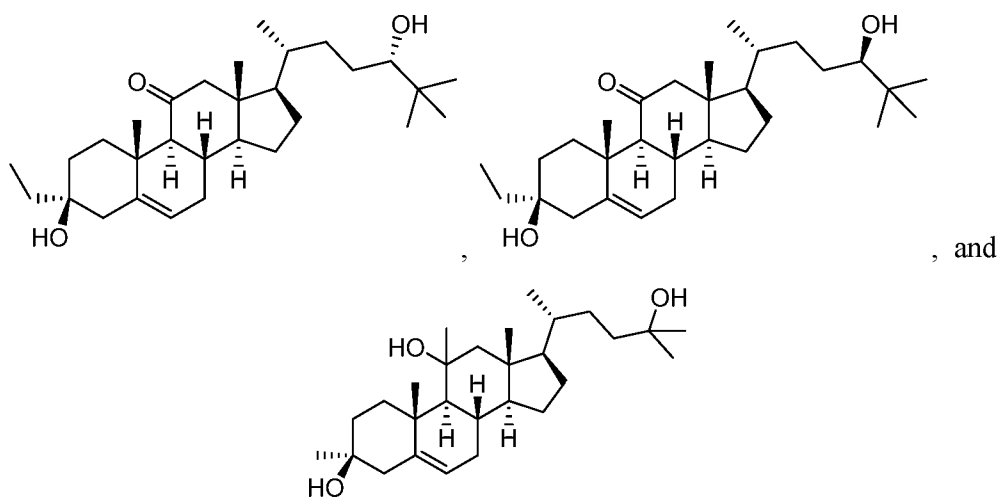
[00115] In some embodiments, R^2 is hydrogen, methyl, ethyl, or $-CF_3$.

[00116] In some embodiments, R^3 is methyl, ethyl, propyl, isopropyl, cyclopropyl, butyl, $-CF_3$, or $-CH_2CF_3$.

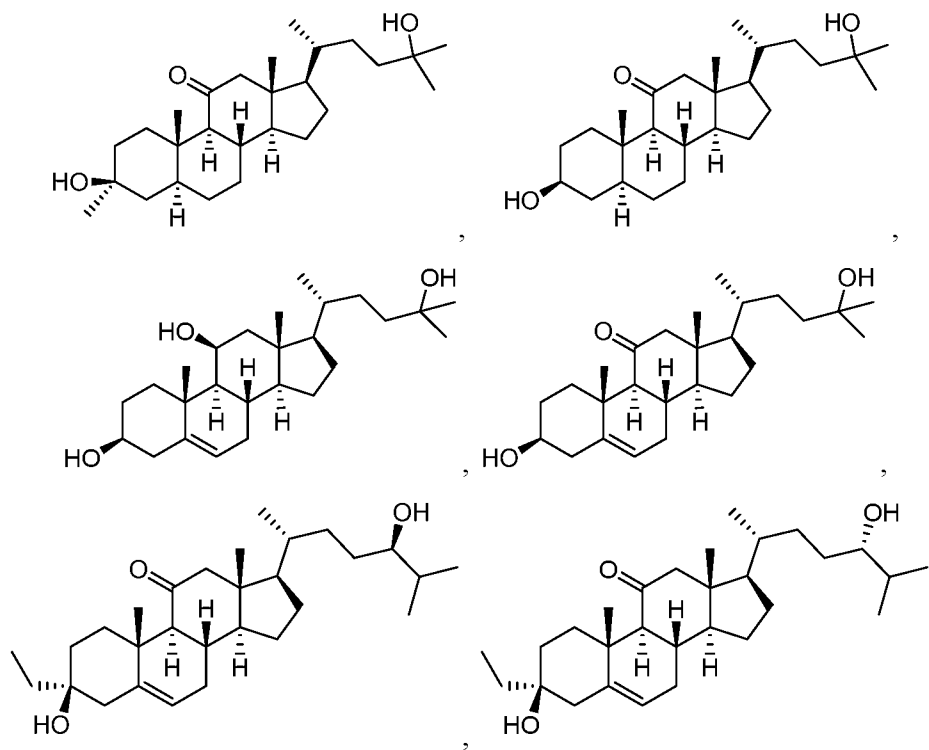
[00117] In an aspect, provided herein is a compound selected from the group consisting
5 of:



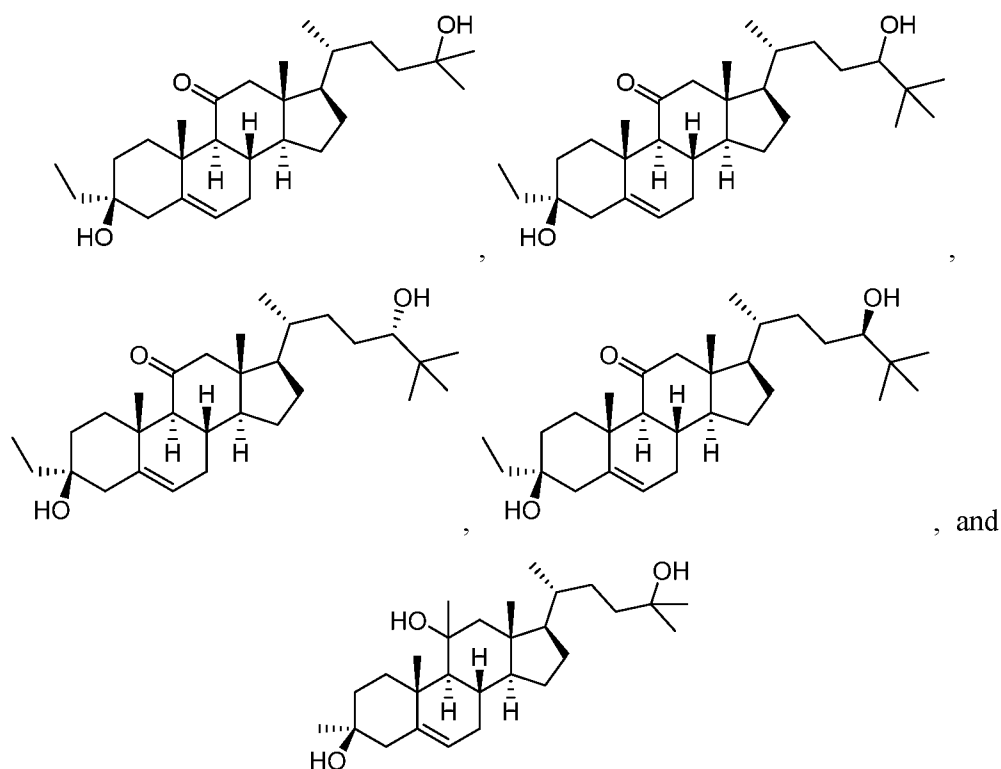
31



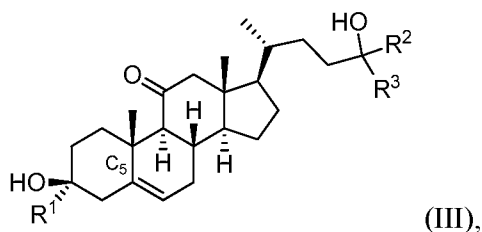
[00118] In an aspect, provided herein is a pharmaceutically acceptable salt of a
5 compound selected from the group consisting of:



32



[00119] In some embodiments, the compound of Formula (I) is a compound of Formula (III):



or a pharmaceutically acceptable salt thereof.

[00120] In some embodiments, R¹ is C₁₋₆ alkyl. In some embodiments, R¹ is hydrogen. In some embodiments, R¹ is -CH₂CH₃. In some embodiments, R¹ is hydrogen, methyl, ethyl, -CHF₂, -CF₃, -CH₂OCH₃, or -CH₂OCH₂CH₃.

[00121] In some embodiments, each of R² and R³ is independently hydrogen, methyl, ethyl, propyl, isopropyl, cyclopropyl, butyl (*e.g.*, *tert*-butyl), -CF₃, or -CH₂CF₃.

[00122] In some embodiments, R² is hydrogen, methyl, ethyl, or -CF₃.

[00123] In some embodiments, R³ is methyl, ethyl, propyl, isopropyl, cyclopropyl, butyl (*e.g.*, *tert*-butyl), -CF₃, or -CH₂CF₃.

Alternative Embodiments

[00124] In an alternative embodiment, compounds described herein may also comprise one or more isotopic substitutions. For example, hydrogen may be ^2H (D or deuterium) or ^3H (T or tritium); carbon may be, for example, ^{13}C or ^{14}C ; oxygen may be, for example, ^{18}O ; nitrogen may be, for example, ^{15}N , and the like. In other embodiments, a particular isotope (e.g., ^3H , ^{13}C , ^{14}C , ^{18}O , or ^{15}N) can represent at least 1%, at least 5%, at least 10%, at least 15%, at least 20%, at least 25%, at least 30%, at least 35%, at least 40%, at least 45%, at least 50%, at least 60%, at least 65%, at least 70%, at least 75%, at least 80%, at least 85%, at least 90%, at least 95%, at least 99%, or at least 99.9% of the total isotopic abundance of an element that occupies a specific site of the compound.

Pharmaceutical Compositions

[00125] In another aspect, the invention provides a pharmaceutical composition comprising a pharmaceutically acceptable carrier and an effective amount of a compound of Formula (I).

[00126] When employed as pharmaceuticals, the compounds provided herein are typically administered in the form of a pharmaceutical composition. Such compositions can be prepared in a manner well known in the pharmaceutical art and comprise at least one active compound.

[00127] In one embodiment, with respect to the pharmaceutical composition, the carrier is a parenteral carrier, oral or topical carrier.

[00128] The present invention also relates to a compound of Formula (I) or pharmaceutical composition thereof for use as a pharmaceutical or a medicament.

[00129] Generally, the compounds provided herein are administered in a therapeutically effective amount. The amount of the compound actually administered will typically be determined by a physician, in light of the relevant circumstances, including the condition to be treated, the chosen route of administration, the actual compound administered, the age, weight, and response of the individual patient, the severity of the patient's symptoms, and the like.

[00130] The pharmaceutical compositions provided herein can be administered by a variety of routes including oral, rectal, transdermal, subcutaneous, intravenous, intramuscular, and intranasal administration. Depending on the intended route of delivery, the compounds provided herein are preferably formulated as either injectable or oral compositions or as salves, as lotions or as patches all for transdermal administration.

[00131] The compositions for oral administration can take the form of bulk liquid solutions or suspensions, or bulk powders. More commonly, however, the compositions are presented in unit dosage forms to facilitate accurate dosing. The term “unit dosage forms” refers to physically discrete units suitable as unitary dosages for human subjects and other mammals, each unit containing a predetermined quantity of active material calculated to produce the desired therapeutic effect, in association with a suitable pharmaceutical excipient. Typical unit dosage forms include prefilled, premeasured ampules or syringes of the liquid compositions or pills, tablets, capsules or the like in the case of solid compositions. In such compositions, the compound is usually a minor component (from about 0.1 to about 50% by weight or preferably from about 1 to about 40% by weight) with the remainder being various vehicles or carriers and processing aids helpful for forming the desired dosing form.

[00132] Liquid forms suitable for oral administration may include a suitable aqueous or nonaqueous vehicle with buffers, suspending and dispensing agents, colorants, flavors and the like. Solid forms may include, for example, any of the following ingredients, or compounds of a similar nature: a binder such as microcrystalline cellulose, gum tragacanth or gelatin; an excipient such as starch or lactose, a disintegrating agent such as alginic acid, Primogel, or corn starch; a lubricant such as magnesium stearate; a glidant such as colloidal silicon dioxide; a sweetening agent such as sucrose or saccharin; or a flavoring agent such as peppermint, methyl salicylate, or orange flavoring.

[00133] Injectable compositions are typically based upon injectable sterile saline or phosphate-buffered saline or other injectable carriers known in the art. As before, the active compound in such compositions is typically a minor component, often being from about 0.05 to 10% by weight with the remainder being the injectable carrier and the like.

[00134] Transdermal compositions are typically formulated as a topical ointment or cream containing the active ingredient(s), generally in an amount ranging from about 0.01 to about 20% by weight, preferably from about 0.1 to about 20% by weight, preferably from about 0.1 to about 10% by weight, and more preferably from about 0.5 to about 15% by weight. When formulated as a ointment, the active ingredients will typically be combined with either a paraffinic or a water-miscible ointment base. Alternatively, the active ingredients may be formulated in a cream with, for example an oil-in-water cream base. Such transdermal formulations are well-known in the art and generally include additional ingredients to enhance

the dermal penetration of stability of the active ingredients or the formulation. All such known transdermal formulations and ingredients are included within the scope provided herein.

[00135] The compounds provided herein can also be administered by a transdermal device. Accordingly, transdermal administration can be accomplished using a patch either of the reservoir or porous membrane type, or of a solid matrix variety.

[00136] The above-described components for orally administrable, injectable or topically administrable compositions are merely representative. Other materials as well as processing techniques and the like are set forth in Part 8 of *Remington's Pharmaceutical Sciences*, 17th edition, 1985, Mack Publishing Company, Easton, Pennsylvania, which is incorporated herein by reference.

[00137] The above-described components for orally administrable, injectable, or topically administrable compositions are merely representative. Other materials as well as processing techniques and the like are set forth in Part 8 of *Remington's The Science and Practice of Pharmacy*, 21st edition, 2005, Publisher: Lippincott Williams & Wilkins, which is incorporated herein by reference.

[00138] The compounds of this invention can also be administered in sustained release forms or from sustained release drug delivery systems. A description of representative sustained release materials can be found in *Remington's Pharmaceutical Sciences*.

[00139] The present invention also relates to the pharmaceutically acceptable formulations of a compound of Formula (I). In one embodiment, the formulation comprises water. In another embodiment, the formulation comprises a cyclodextrin derivative. The most common cyclodextrins are α -, β - and γ - cyclodextrins consisting of 6, 7 and 8 α -1,4-linked glucose units, respectively, optionally comprising one or more substituents on the linked sugar moieties, which include, but are not limited to, methylated, hydroxyalkylated, acylated, and sulfoalkylether substitution. In certain embodiments, the cyclodextrin is a sulfoalkyl ether β -cyclodextrin, *e.g.*, for example, sulfobutyl ether β -cyclodextrin, also known as CAPTISOL®. See, *e.g.*, U.S. 5,376,645. In certain embodiments, the formulation comprises hexapropyl- β -cyclodextrin. In a more particular embodiment, the formulation comprises hexapropyl- β -cyclodextrin (10-50% in water).

[00140] The present invention also relates to the pharmaceutically acceptable acid addition salt of a compound of Formula (I). The acid which may be used to prepare the pharmaceutically acceptable salt is that which forms a non-toxic acid addition salt, *i.e.*, a salt

containing pharmacologically acceptable anions such as the hydrochloride, hydroiodide, hydrobromide, nitrate, sulfate, bisulfate, phosphate, acetate, lactate, citrate, tartrate, succinate, maleate, fumarate, benzoate, para-toluenesulfonate, and the like.

[00141] The following formulation examples illustrate representative pharmaceutical compositions that may be prepared in accordance with this invention. The present invention, however, is not limited to the following pharmaceutical compositions.

[00142] **Exemplary Formulation 1 – Tablets:** A compound of Formula (I), or pharmaceutically acceptable salt thereof, may be admixed as a dry powder with a dry gelatin binder in an approximate 1:2 weight ratio. A minor amount of magnesium stearate is added as a lubricant. The mixture is formed into 240-270 mg tablets (80-90 mg of active compound per tablet) in a tablet press.

[00143] **Exemplary Formulation 2 – Capsules:** A compound of Formula (I), or pharmaceutically acceptable salt thereof, may be admixed as a dry powder with a starch diluent in an approximate 1:1 weight ratio. The mixture is filled into 250 mg capsules (125 mg of active compound per capsule).

[00144] **Exemplary Formulation 3 – Liquid:** A compound of Formula (I), or pharmaceutically acceptable salt thereof, (125 mg) may be admixed with sucrose (1.75 g) and xanthan gum (4 mg) and the resultant mixture may be blended, passed through a No. 10 mesh U.S. sieve, and then mixed with a previously made solution of microcrystalline cellulose and sodium carboxymethyl cellulose (11:89, 50 mg) in water. Sodium benzoate (10 mg), flavor, and color are diluted with water and added with stirring. Sufficient water may then be added to produce a total volume of 5 mL.

[00145] **Exemplary Formulation 4 – Tablets:** A compound of Formula (I), or pharmaceutically acceptable salt thereof, may be admixed as a dry powder with a dry gelatin binder in an approximate 1:2 weight ratio. A minor amount of magnesium stearate is added as a lubricant. The mixture is formed into 450-900 mg tablets (150-300 mg of active compound) in a tablet press.

[00146] **Exemplary Formulation 5 – Injection:** A compound of Formula (I), or pharmaceutically acceptable salt thereof, may be dissolved or suspended in a buffered sterile saline injectable aqueous medium to a concentration of approximately 5 mg/mL.

[00147] **Exemplary Formulation 6 – Tablets:** A compound of Formula (I), or pharmaceutically acceptable salt thereof, may be admixed as a dry powder with a dry gelatin

binder in an approximate 1:2 weight ratio. A minor amount of magnesium stearate is added as a lubricant. The mixture is formed into 90-150 mg tablets (30-50 mg of active compound per tablet) in a tablet press.

[00148] *Exemplary Formulation 7 – Tablets:* A compound of Formula (I), or
5 pharmaceutically acceptable salt thereof, may be admixed as a dry powder with a dry gelatin binder in an approximate 1:2 weight ratio. A minor amount of magnesium stearate is added as a lubricant. The mixture is formed into 30-90 mg tablets (10-30 mg of active compound per tablet) in a tablet press.

[00149] *Exemplary Formulation 8 – Tablets:* A compound of Formula (I), or
10 pharmaceutically acceptable salt thereof, may be admixed as a dry powder with a dry gelatin binder in an approximate 1:2 weight ratio. A minor amount of magnesium stearate is added as a lubricant. The mixture is formed into 0.3-30 mg tablets (0.1-10 mg of active compound per tablet) in a tablet press.

[00150] *Exemplary Formulation 9 – Tablets:* A compound of Formula (I), or
15 pharmaceutically acceptable salt thereof, may be admixed as a dry powder with a dry gelatin binder in an approximate 1:2 weight ratio. A minor amount of magnesium stearate is added as a lubricant. The mixture is formed into 150-240 mg tablets (50-80 mg of active compound per tablet) in a tablet press.

[00151] *Exemplary Formulation 10 – Tablets:* A compound of Formula (I), or
20 pharmaceutically acceptable salt thereof, may be admixed as a dry powder with a dry gelatin binder in an approximate 1:2 weight ratio. A minor amount of magnesium stearate is added as a lubricant. The mixture is formed into 270-450 mg tablets (90-150 mg of active compound per tablet) in a tablet press.

[00152] Injection dose levels range from about 0.1 mg/kg/hour to at least 10 mg/kg/hour,
25 all for from about 1 to about 120 hours and especially 24 to 96 hours. A preloading bolus of from about 0.1 mg/kg to about 10 mg/kg or more may also be administered to achieve adequate steady state levels. The maximum total dose is not expected to exceed about 2 g/day for a 40 to 80 kg human patient.

[00153] For the prevention and/or treatment of long-term conditions the regimen for
30 treatment usually stretches over many months or years so oral dosing is preferred for patient convenience and tolerance. With oral dosing, one to five and especially two to four and typically three oral doses per day are representative regimens. Using these dosing patterns,

each dose provides from about 0.01 to about 20 mg/kg of the compound provided herein, with preferred doses each providing from about 0.1 to about 10 mg/kg, and especially about 1 to about 5 mg/kg.

5 [00154] Transdermal doses are generally selected to provide similar or lower blood levels than are achieved using injection doses.

[00155] When used to prevent the onset of a CNS-disorder, the compounds provided herein will be administered to a subject at risk for developing the condition, typically on the advice and under the supervision of a physician, at the dosage levels described above. Subjects at risk for developing a particular condition generally include those that have a family history
10 of the condition, or those who have been identified by genetic testing or screening to be particularly susceptible to developing the condition.

Methods of Treatment and Use

[00156] Compounds of the present invention, *e.g.*, a compound of Formula (I), and
15 pharmaceutically acceptable salts thereof, as described herein, are generally designed to modulate NMDA function, and therefore to act as oxysterols for the treatment and prevention of, *e.g.*, CNS-related conditions in a subject. In some embodiments, the compounds described herein, *e.g.*, a compound of Formula (I), and pharmaceutically acceptable salts thereof, as described herein, are generally designed to penetrate the blood brain barrier (*e.g.*, designed to
20 be transported across the blood brain barrier). Modulation, as used herein, refers to, for example, the inhibition or potentiation of NMDA receptor function. In certain embodiments, the compound of Formula (I), or pharmaceutically acceptable salt thereof, acts as a negative allosteric modulator (NAM) of NMDA, and inhibit NMDA receptor function. In certain
25 embodiments, the present invention, *e.g.*, a compound of Formula (I), or pharmaceutically acceptable salt thereof, acts as a positive allosteric modulator (PAM) of NMDA, and potentiate NMDA receptor function. In certain embodiments, the compound of Formula (I), or pharmaceutically acceptable salt thereof, blocks or reduces the potentiation or inhibition of NMDA receptor function by a naturally-occurring substrate. Such compounds do not act as negative allosteric modulators (NAMs) or positive allosteric modulators (PAMs) of NMDA. In
30 some embodiments, the disorder is cancer. In some embodiments, the disorder is diabetes. In some embodiments, the disorder is a sterol synthesis disorder. In some embodiments, the disorder is a gastrointestinal (GI) disorder, *e.g.*, constipation, irritable bowel syndrome (IBS),

inflammatory bowel disease (IBD) (e.g., ulcerative colitis, Crohn's disease), structural disorders affecting the GI, anal disorders (e.g., hemorrhoids, internal hemorrhoids, external hemorrhoids, anal fissures, perianal abscesses, anal fistula), colon polyps, cancer, or colitis. In some embodiments, the disorder is inflammatory bowel disease.

5 **[00157]** Exemplary conditions related to NMDA-modulation include, but are not limited to, gastrointestinal (GI) disorder, e.g., constipation, irritable bowel syndrome (IBS), inflammatory bowel disease (IBD) (e.g., ulcerative colitis, Crohn's disease), structural disorders affecting the GI, anal disorders (e.g., hemorrhoids, internal hemorrhoids, external hemorrhoids, anal fissures, perianal abscesses, anal fistula), colon polyps, cancer, colitis, and
10 CNS conditions, e.g., as described herein.

[00158] Exemplary conditions (e.g., CNS conditions) related to NMDA-modulation include, but are not limited to, adjustment disorders, anxiety disorders (including obsessive-compulsive disorder, posttraumatic stress disorder, social phobia, generalized anxiety disorder), cognitive disorders (including Alzheimer's disease and other forms of dementia including
15 cortico-basal dementia- progressive supranuclear palsy, frontal-temporal dementia, primary progressive aphasia, Parkinson's disease dementia, and Lewy body dementia), dissociative disorders, eating disorders, mood disorders (including depression (e.g., postpartum depression), bipolar disorder, dysthymic disorder, suicidality), schizophrenia or other psychotic disorders (including schizoaffective disorder), sleep disorders (including insomnia), substance abuse-
20 related disorders, personality disorders (including obsessive-compulsive personality disorder), autism spectrum disorders (including those involving mutations to the Shank group of proteins (e.g., Shank3)), neurodevelopmental disorders (including Rett syndrome), multiple sclerosis, sterol synthesis disorders, Smith-Lemli-Optiz syndrome, pain (including acute pain, chronic pain, and neuropathic pain), seizure disorders (including status epilepticus and monogenic
25 forms of epilepsy such as Dravet's disease, Tuberous Sclerosis Complex (TSC), and infantile spasms), stroke, subarachnoid hemorrhage, intracerebral hemorrhage, cerebral ischemia, traumatic brain injury, movement disorders (including Huntington's disease and Parkinson's disease) attention deficit disorder, attention deficit hyperactivity disorder, metabolic encephalopathies (including phenylketonuria), post-partum psychosis, syndromes associated
30 with high titers of anti-NMDA receptor antibodies (including anti-NMDA receptor encephalitis), neurodegenerative disorders, neuroinflammation, neuropsychiatric lupus, Niemann-Pick C disorder, and tinnitus.

[00159] In certain embodiments, compounds of the present invention, *e.g.*, a compound of Formula (I), or pharmaceutically acceptable salt thereof, can be used to induce sedation or anesthesia.

[00160] In certain embodiments, the compound of Formula (I), or pharmaceutically acceptable salt thereof, is useful in the treatment or prevention of adjustment disorders, anxiety disorders (including obsessive-compulsive disorder, posttraumatic stress disorder, social phobia, generalized anxiety disorder), cognitive disorders (including Alzheimer's disease and other forms of dementia including cortico-basal dementia-progressive supranuclear palsy, frontal-temporal dementia, primary progressive aphasia, Parkinson's disease dementia, and Lewy body dementia), dissociative disorders, eating disorders, mood disorders (including depression (*e.g.*, postpartum depression), bipolar disorder, dysthymic disorder, suicidality), schizophrenia or other psychotic disorders (including schizoaffective disorder), sleep disorders (including insomnia), substance abuse-related disorders, personality disorders (including obsessive-compulsive personality disorder), autism spectrum disorders (including those involving mutations to the Shank group of proteins (*e.g.*, Shank3)), neurodevelopmental disorders (including Rett syndrome), multiple sclerosis, sterol synthesis disorders, Smith-Lemli-Optiz syndrome, pain (including acute pain, chronic pain, and neuropathic pain), seizure disorders (including status epilepticus and monogenic forms of epilepsy such as Dravet's disease, Tuberous Sclerosis Complex (TSC), and infantile spasms), stroke, subarachnoid hemorrhage, intracerebral hemorrhage, cerebral ischemia, traumatic brain injury, movement disorders (including Huntington's disease and Parkinson's disease) attention deficit disorder, attention deficit hyperactivity disorder, metabolic encephalopathies (including phenylketonuria), post-partum psychosis, syndromes associated with high titers of anti-NMDA receptor antibodies (including anti-NMDA receptor encephalitis), neurodegenerative disorders, neuroinflammation, neuropsychiatric lupus, Niemann-Pick C disorder, and tinnitus.

In certain embodiments, the compound of Formula (I), or pharmaceutically acceptable salt thereof, is useful in the treatment or prevention of adjustment disorders, anxiety disorders (including obsessive-compulsive disorder, posttraumatic stress disorder, social phobia, generalized anxiety disorder), cognitive disorders (including Alzheimer's disease and other forms of dementia including cortico-basal dementia-progressive supranuclear palsy, frontal-temporal dementia, primary progressive aphasia, Parkinson's disease dementia, and Lewy body dementia), substance abuse-related disorders, dissociative disorders, eating disorders mood

disorders (including depression (*e.g.*, postpartum depression), bipolar disorder, dysthymic disorder, suicidality), schizophrenia or other psychotic disorders (including schizoaffective disorder), personality disorders (including obsessive-compulsive personality disorder), autism spectrum disorders (including those involving mutations to the Shank group of proteins (*e.g.*,
5 Shank3)), or post-partum psychosis.

[00161] In certain embodiments, the compound of Formula (I), or pharmaceutically acceptable salt thereof, is useful in the treatment or prevention of neurodevelopmental disorders (including Rett syndrome), multiple sclerosis, sterol synthesis disorders, Smith-Lemli-Optiz syndrome, pain (including acute pain, chronic pain, and neuropathic pain), seizure
10 disorders (including status epilepticus and monogenic forms of epilepsy such as Dravet's disease, Tuberous Sclerosis Complex (TSC), and infantile spasms), stroke, subarachnoid hemorrhage, intracerebral hemorrhage, cerebral ischemia, traumatic brain injury, movement disorders (including Huntington's disease and Parkinson's disease) attention deficit disorder, attention deficit hyperactivity disorder, metabolic encephalopathies (including
15 phenylketoneuria), syndromes associated with high titers of anti-NMDA receptor antibodies (including anti-NMDA receptor encephalitis), neurodegenerative disorders, neuroinflammation, neuropsychiatric lupus, Niemann-Pick C disorder, or tinnitus.

[00162] In some embodiments, a compound of the invention, *e.g.*, a compound of Formula (I) that acts as a PAM of NMDA receptor function can be useful in the treatment or
20 prevention of conditions (*e.g.*, CNS-related conditions) including schizophrenia or other psychotic disorders (including schizoaffective disorder), sleep disorders (including insomnia), autism spectrum disorders (including those involving mutations to the Shank group of proteins (*e.g.*, Shank3)), multiple sclerosis, movement disorders (including Huntington's disease and Parkinson's disease), attention deficit disorder, attention deficit hyperactivity disorder,
25 metabolic encephalopathies (including phenylketoneuria), post-partum psychosis, and syndromes associated with high titers or anti-NMDA receptor antibodies (including anti-NMDA receptor encephalitis).

[00163] In some embodiments, a compound of the invention, *e.g.*, a compound of Formula (I), that acts as a NAM of NMDA receptor function can be useful in the treatment or
30 prevention of conditions (*e.g.*, CNS-related conditions) including anxiety disorders (including obsessive-compulsive disorder, posttraumatic stress disorder, social phobia, generalized anxiety disorder), mood disorders (including depression (*e.g.*, postpartum depression), bipolar disorder,

dysthymic disorder, suicidality), personality disorders (including obsessive-compulsive personality disorder), neurodevelopmental disorders (including Rett syndrome), pain (including acute and chronic pain), seizure disorders (including status epilepticus and monogenic forms of epilepsy such as Dravet's disease, and Tuberous Sclerosis Complex (TSC)), stroke, traumatic brain injury, adjustment disorders, neuropsychiatric lupus, and tinnitus.

[00164] In some embodiments, a compound of the invention, *e.g.*, a compound of Formula (I), that acts as a PAM or a NAM of NMDA receptor function can be useful in the treatment or prevention of conditions (*e.g.*, CNS-related conditions) including cognitive disorders (including Alzheimer's disease and other forms of dementia including cortico-basal dementia- progressive supranuclear palsy, frontal-temporal dementia, primary progressive aphasia, Parkinson's disease dementia, and Lewy body dementia), sterol synthesis disorders, and eating disorders.

[00165] In another aspect, provided is a method of treating or preventing brain excitability in a subject susceptible to or afflicted with a condition associated with brain excitability, comprising administering to the subject an effective amount of a compound of the present invention, *e.g.*, a compound of Formula (I), or a pharmaceutically acceptable salt thereof.

In yet another aspect, the present invention provides a combination of a compound of the present invention, *e.g.*, a compound of Formula (I), or pharmaceutically acceptable salt thereof, and another pharmacologically active agent. The compounds provided herein can be administered as the sole active agent or they can be administered in combination with other agents. Administration in combination can proceed by any technique apparent to those of skill in the art including, for example, separate, sequential, concurrent and alternating administration.

Movement Disorders

[00166] Also described herein are methods for treating a movement disorder. As used herein, "movement disorders" refers to a variety of diseases and disorders that are associated with hyperkinetic movement disorders and related abnormalities in muscle control. Exemplary movement disorders include, but are not limited to, Parkinson's disease and parkinsonism (defined particularly by bradykinesia), dystonia, chorea and Huntington's disease, ataxia, tremor (*e.g.*, essential tremor), myoclonus and startle, tics and Tourette syndrome, Restless legs syndrome, stiff person syndrome, and gait disorders.

[00167] **Tremor** is an involuntary, at times rhythmic, muscle contraction and relaxation that can involve oscillations or twitching of one or more body parts (*e.g.*, hands, arms, eyes, face, head, vocal folds, trunk, legs). Tremor includes hereditary, degenerative, and idiopathic disorders such as Wilson's disease, Parkinson's disease, and essential tremor, respectively; 5 metabolic diseases (*e.g.*, thyroid-parathyroid-, liver disease and hypoglycemia); peripheral neuropathies (associated with Charcot-Marie-Tooth, Roussy-Levy, diabetes mellitus, complex regional pain syndrome); toxins (nicotine, mercury, lead, CO, Manganese, arsenic, toluene); drug-induced (narcoleptics, tricyclics, lithium, cocaine, alcohol, adrenaline, bronchodilators, theophylline, caffeine, steroids, valproate, amiodarone, thyroid hormones, vincristine); and 10 psychogenic disorders. Clinical tremor can be classified into physiologic tremor, enhanced physiologic tremor, essential tremor syndromes (including classical essential tremor, primary orthostatic tremor, and task- and position-specific tremor), dystonic tremor, parkinsonian tremor, cerebellar tremor, Holmes' tremor (*i.e.*, rubral tremor), palatal tremor, neuropathic tremor, toxic or drug-induced tremor, and psychogenic tremor. Other forms of tremor include 15 cerebellar tremor or intention tremor, dystonic tremor, essential tremor, orthostatic tremor, parkinsonian tremor, physiological tremor, psychogenic tremor, or rubral tremor.

[00168] **Cerebellar tremor** or **intention tremor** is a slow, broad tremor of the extremities that occurs after a purposeful movement. Cerebellar tremor is caused by lesions in or damage to the cerebellum resulting from, *e.g.*, tumor, stroke, disease (*e.g.*, multiple sclerosis, 20 an inherited degenerative disorder).

[00169] **Dystonic tremor** occurs in individuals affected by dystonia, a movement disorder in which sustained involuntary muscle contractions cause twisting and repetitive motions and/or painful and abnormal postures or positions. Dystonic tremor may affect any muscle in the body. Dystonic tremors occurs irregularly and often can be relieved by complete 25 rest.

[00170] **Essential tremor** or benign essential tremor is the most common type of tremor. Essential tremor may be mild and nonprogressive in some, and may be slowly progressive, starting on one side of the body but affect both sides within 3 years. The hands are most often affected, but the head, voice, tongue, legs, and trunk may also be involved. Tremor frequency 30 may decrease as the person ages, but severity may increase. Heightened emotion, stress, fever, physical exhaustion, or low blood sugar may trigger tremors and/or increase their severity. Symptoms generally evolve over time and can be both visible and persistent following onset.

[00171] **Orthostatic tremor** is characterized by fast (*e.g.*, greater than 12 Hz) rhythmic muscle contractions that occurs in the legs and trunk immediately after standing. Cramps are felt in the thighs and legs and the patient may shake uncontrollably when asked to stand in one spot. Orthostatic tremor may occurs in patients with essential tremor.

5 [00172] **Parkinsonian tremor** is caused by damage to structures within the brain that control movement. Parkinsonian tremor is often a precursor to Parkinson's disease and is typically seen as a "pill-rolling" action of the hands that may also affect the chin, lips, legs, and trunk. Onset of parkinsonian tremor typically begins after age 60. Movement starts in one limb or on one side of the body and can progress to include the other side.

10 [00173] **Physiological tremor** can occur in normal individuals and have no clinical significance. It can be seen in all voluntary muscle groups. Physiological tremor can be caused by certain drugs, alcohol withdrawal, or medical conditions including an overactive thyroid and hypoglycemia. The tremor classically has a frequency of about 10 Hz.

15 [00174] **Psychogenic tremor** or hysterical tremor can occur at rest or during postural or kinetic movement. Patient with psychogenic tremor may have a conversion disorder or another psychiatric disease.

[00175] **Rubral tremor** is characterized by coarse slow tremor which can be present at rest, at posture, and with intention. The tremor is associated with conditions that affect the red nucleus in the midbrain, classical unusual strokes.

20 [00176] **Parkinson's Disease** affects nerve cells in the brain that produce dopamine. Symptoms include muscle rigidity, tremors, and changes in speech and gait. **Parkinsonism** is characterized by tremor, bradykinesia, rigidity, and postural instability. Parkinsonism shares symptoms found in Parkinson's Disease, but is a symptom complex rather than a progressive neurodegenerative disease.

25 [00177] **Dystonia** is a movement disorder characterized by sustained or intermittent muscle contractions causing abnormal, often repetitive movements or postures. Dystonic movements can be patterned, twisting, and may be tremulous. Dystonia is often initiated or worsened by voluntary action and associated with overflow muscle activation.

30 [00178] **Chorea** is a neurological disorder characterized by jerky involuntary movements typically affecting the shoulders, hips, and face.

[00179] **Huntington's Disease** is an inherited disease that causes nerve cells in the brain to waste away. Symptoms include uncontrolled movements, clumsiness, and balance problems. Huntington's disease can hinder walk, talk, and swallowing.

[00180] **Ataxia** refers to the loss of full control of bodily movements, and may affect the
5 fingers, hands, arms, legs, body, speech, and eye movements.

[00181] **Myoclonus and Startle** is a response to a sudden and unexpected stimulus, which can be acoustic, tactile, visual, or vestibular.

[00182] **Tics** are an involuntary movement usually onset suddenly, brief, repetitive, but non-rhythmical, typically imitating normal behavior and often occurring out of a background of
10 normal activity. Tics can be classified as motor or vocal, motor tics associated with movements while vocal tics associated with sound. Tics can be characterized as simple or complex. For example simple motor tics involve only a few muscles restricted to a specific body part.

[00183] **Tourette Syndrome** is an inherited neuropsychiatric disorder with onset in
15 childhood, characterized by multiple motor tics and at least one vocal tic.

[00184] **Restless Legs Syndrome** is a neurologic sensorimotor disorder characterized by an overwhelming urge to move the legs when at rest.

[00185] **Stiff Person Syndrome** is a progressive movement disorder characterized by involuntary painful spasms and rigidity of muscles, usually involving the lower back and legs.
20 Stiff-legged gait with exaggerated lumbar hyperlordosis typically results. Characteristic abnormality on EMG recordings with continuous motor unit activity of the paraspinal axial muscles is typically observed. Variants include "stiff-limb syndrome" producing focal stiffness typically affecting distal legs and feet.

[00186] **Gait disorders** refer to an abnormality in the manner or style of walking, which
25 results from neuromuscular, arthritic, or other body changes. Gait is classified according to the system responsible for abnormal locomotion, and include hemiplegic gait, diplegic gait, neuropathic gait, myopathic gait, parkinsonian gait, choreiform gait, ataxic gait, and sensory gait.

30 *Mood disorders*

[00187] Also provided herein are methods for treating a mood disorder, for example clinical depression, postnatal depression or postpartum depression, perinatal depression,

atypical depression, melancholic depression, psychotic major depression, cataonic depression, seasonal affective disorder, dysthymia, double depression, depressive personality disorder, recurrent brief depression, minor depressive disorder, bipolar disorder or manic depressive disorder, depression caused by chronic medical conditions, treatment-resistant depression, refractory depression, suicidality, suicidal ideation, or suicidal behavior.

[00188] **Clinical depression** is also known as major depression, major depressive disorder (MDD), severe depression, unipolar depression, unipolar disorder, and recurrent depression, and refers to a mental disorder characterized by pervasive and persistent low mood that is accompanied by low self-esteem and loss of interest or pleasure in normally enjoyable activities. Some people with clinical depression have trouble sleeping, lose weight, and generally feel agitated and irritable. Clinical depression affects how an individual feels, thinks, and behaves and may lead to a variety of emotional and physical problems. Individuals with clinical depression may have trouble doing day-to-day activities and make an individual feel as if life is not worth living.

[00189] **Postnatal depression (PND)** is also referred to as **postpartum depression (PPD)**, and refers to a type of clinical depression that affects women after childbirth. Symptoms can include sadness, fatigue, changes in sleeping and eating habits, reduced sexual desire, crying episodes, anxiety, and irritability. In some embodiments, the PND is a treatment-resistant depression (e.g., a treatment-resistant depression as described herein). In some embodiments, the PND is refractory depression (e.g., a refractory depression as described herein).

[00190] In some embodiments, a subject having PND also experienced depression, or a symptom of depression during pregnancy. This depression is referred to herein as) **perinatal depression**. In an embodiment, a subject experiencing perinatal depression is at increased risk of experiencing PND.

[00191] **Atypical depression (AD)** is characterized by mood reactivity (*e.g.*, paradoxical anhedonia) and positivity, significant weight gain or increased appetite. Patients suffering from AD also may have excessive sleep or somnolence (hypersomnia), a sensation of limb heaviness, and significant social impairment as a consequence of hypersensitivity to perceived interpersonal rejection.

[00192] **Melancholic depression** is characterized by loss of pleasure (anhedonia) in most or all activities, failures to react to pleasurable stimuli, depressed mood more pronounced than that of grief or loss, excessive weight loss, or excessive guilt.

[00193] **Psychotic major depression (PMD)** or psychotic depression refers to a major depressive episode, in particular of melancholic nature, where the individual experiences psychotic symptoms such as delusions and hallucinations.

[00194] **Catatonic depression** refers to major depression involving disturbances of motor behavior and other symptoms. An individual may become mute and stuporose, and either is immobile or exhibits purposeless or bizarre movements.

10 [00195] **Seasonal affective disorder (SAD)** refers to a type of seasonal depression wherein an individual has seasonal patterns of depressive episodes coming on in the fall or winter.

[00196] **Dysthymia** refers to a condition related to unipolar depression, where the same physical and cognitive problems are evident. They are not as severe and tend to last longer (e.g., at least 2 years).

[00197] **Double depression** refers to fairly depressed mood (dysthymia) that lasts for at least 2 years and is punctuated by periods of major depression.

[00198] **Depressive Personality Disorder (DPD)** refers to a personality disorder with depressive features.

20 [00199] **Recurrent Brief Depression (RBD)** refers to a condition in which individuals have depressive episodes about once per month, each episode lasting 2 weeks or less and typically less than 2-3 days.

[00200] **Minor depressive disorder** or minor depression refers to a depression in which at least 2 symptoms are present for 2 weeks.

25 [00201] **Bipolar disorder or manic depressive disorder** causes extreme mood swings that include emotional highs (mania or hypomania) and lows (depression). During periods of mania the individual may feel or act abnormally happy, energetic, or irritable. They often make poorly thought out decisions with little regard to the consequences. The need for sleep is usually reduced. During periods of depression there may be crying, poor eye contact with others, and a negative outlook on life. The risk of suicide among those with the disorder is high at greater than 6% over 20 years, while self harm occurs in 30-40%. Other mental health issues such as anxiety disorder and substance use disorder are commonly associated with bipolar disorder.

30

[00202] **Depression caused by chronic medical conditions** refers to depression caused by chronic medical conditions such as cancer or chronic pain, chemotherapy, chronic stress.

[00203] **Treatment-resistant depression** refers to a condition where the individuals have been treated for depression, but the symptoms do not improve. For example,

5 antidepressants or psychological counseling (psychotherapy) do not ease depression symptoms for individuals with treatment-resistant depression. In some cases, individuals with treatment-resistant depression improve symptoms, but come back. **Refractory depression** occurs in patients suffering from depression who are resistant to standard pharmacological treatments, including tricyclic antidepressants, MAOIs, SSRIs, and double and triple uptake
10 inhibitors and/or anxiolytic drugs, as well as non-pharmacological treatments (e.g., psychotherapy, electroconvulsive therapy, vagus nerve stimulation and/or transcranial magnetic stimulation).

[00204] **Suicidality, suicidal ideation, suicidal behavior** refers to the tendency of an individual to commit suicide. Suicidal ideation concerns thoughts about or an unusual

15 preoccupation with suicide. The range of suicidal ideation varies greatly, from e.g., fleeting thoughts to extensive thoughts, detailed planning, role playing, incomplete attempts. Symptoms include talking about suicide, getting the means to commit suicide, withdrawing from social contact, being preoccupied with death, feeling trapped or hopeless about a situation, increasing use of alcohol or drugs, doing risky or self-destructive things, saying goodbye to
20 people as if they won't be seen again.

[00205] **Symptoms** of depression include persistent anxious or sad feelings, feelings of helplessness, hopelessness, pessimism, worthlessness, low energy, restlessness, difficulty sleeping, sleeplessness, irritability, fatigue, motor challenges, loss of interest in pleasurable activities or hobbies, loss of concentration, loss of energy, poor self-esteem, absence of positive
25 thoughts or plans, excessive sleeping, overeating, appetite loss, insomnia, self-harm, thoughts of suicide, and suicide attempts. The presence, severity, frequency, and duration of symptoms may vary on a case to case basis. Symptoms of depression, and relief of the same, may be ascertained by a physician or psychologist (e.g., by a mental state examination).

Anxiety Disorders

30 [00206] Provided herein are methods for treating anxiety disorders. **Anxiety disorder** is a blanket term covering several different forms of abnormal and pathological fear and anxiety. Current psychiatric diagnostic criteria recognize a wide variety of anxiety disorders.

[00207] **Generalized anxiety disorder** is a common chronic disorder characterized by long-lasting anxiety that is not focused on any one object or situation. Those suffering from generalized anxiety experience non-specific persistent fear and worry and become overly concerned with everyday matters. Generalized anxiety disorder is the most common anxiety disorder to affect older adults.

[00208] In **panic disorder**, a person suffers from brief attacks of intense terror and apprehension, often marked by trembling, shaking, confusion, dizziness, nausea, difficulty breathing. These panic attacks, defined by the APA as fear or discomfort that abruptly arises and peaks in less than ten minutes, can last for several hours and can be triggered by stress, fear, or even exercise; although the specific cause is not always apparent. In addition to recurrent unexpected panic attacks, a diagnosis of panic disorder also requires that said attacks have chronic consequences: either worry over the attacks' potential implications, persistent fear of future attacks, or significant changes in behavior related to the attacks. Accordingly, those suffering from panic disorder experience symptoms even outside of specific panic episodes. Often, normal changes in heartbeat are noticed by a panic sufferer, leading them to think something is wrong with their heart or they are about to have another panic attack. In some cases, a heightened awareness (hypervigilance) of body functioning occurs during panic attacks, wherein any perceived physiological change is interpreted as a possible life threatening illness (i.e. extreme hypochondriasis).

[00209] **Obsessive compulsive disorder** is a type of anxiety disorder primarily characterized by repetitive obsessions (distressing, persistent, and intrusive thoughts or images) and compulsions (urges to perform specific acts or rituals). The OCD thought pattern may be likened to superstitions insofar as it involves a belief in a causative relationship where, in reality, one does not exist. Often the process is entirely illogical; for example, the compulsion of walking in a certain pattern may be employed to alleviate the obsession of impending harm. And in many cases, the compulsion is entirely inexplicable, simply an urge to complete a ritual triggered by nervousness. In a minority of cases, sufferers of OCD may only experience obsessions, with no overt compulsions; a much smaller number of sufferers experience only compulsions.

[00210] The single largest category of anxiety disorders is that of **phobia**, which includes all cases in which fear and anxiety is triggered by a specific stimulus or situation.

Sufferers typically anticipate terrifying consequences from encountering the object of their fear, which can be anything from an animal to a location to a bodily fluid.

- 5 [00211] **Post-traumatic stress disorder** or **PTSD** is an anxiety disorder which results from a traumatic experience. Post-traumatic stress can result from an extreme situation, such as combat, rape, hostage situations, or even serious accident. It can also result from long term (chronic) exposure to a severe stressor, for example soldiers who endure individual battles but cannot cope with continuous combat. Common symptoms include flashbacks, avoidant behaviors, and depression.

Epilepsy

- 10 [00212] Epilepsy is a brain disorder characterized by repeated seizures over time. Types of epilepsy can include, but are not limited to generalized epilepsy, *e.g.*, childhood absence epilepsy, juvenile myoclonic epilepsy, epilepsy with grand-mal seizures on awakening, West syndrome, Lennox-Gastaut syndrome, partial epilepsy, *e.g.*, temporal lobe epilepsy, frontal lobe epilepsy, benign focal epilepsy of childhood.

15 *Epileptogenesis*

- [00213] Epileptogenesis is a gradual process by which a normal brain develops epilepsy (a chronic condition in which seizures occur). Epileptogenesis results from neuronal damage precipitated by the initial insult (*e.g.*, status epilepticus).

Status epilepticus (SE)

- 20 [00214] Status epilepticus (SE) can include, *e.g.*, convulsive status epilepticus, *e.g.*, early status epilepticus, established status epilepticus, refractory status epilepticus, super-refractory status epilepticus; non-convulsive status epilepticus, *e.g.*, generalized status epilepticus, complex partial status epilepticus; generalized periodic epileptiform discharges; and periodic lateralized epileptiform discharges. Convulsive status epilepticus is characterized by the
25 presence of convulsive status epileptic seizures, and can include early status epilepticus, established status epilepticus, refractory status epilepticus, super-refractory status epilepticus. Early status epilepticus is treated with a first line therapy. Established status epilepticus is characterized by status epileptic seizures which persist despite treatment with a first line therapy, and a second line therapy is administered. Refractory status epilepticus is characterized

by status epileptic seizures which persist despite treatment with a first line and a second line therapy, and a general anesthetic is generally administered. Super refractory status epilepticus is characterized by status epileptic seizures which persist despite treatment with a first line therapy, a second line therapy, and a general anesthetic for 24 hours or more.

- 5 **[00215]** Non-convulsive status epilepticus can include, *e.g.*, focal non-convulsive status epilepticus, *e.g.*, complex partial non-convulsive status epilepticus, simple partial non-convulsive status epilepticus, subtle non-convulsive status epilepticus; generalized non-convulsive status epilepticus, *e.g.*, late onset absence non-convulsive status epilepticus, atypical absence non-convulsive status epilepticus, or typical absence non-convulsive status epilepticus.

10 *Seizure*

[00216] A seizure is the physical findings or changes in behavior that occur after an episode of abnormal electrical activity in the brain. The term "seizure" is often used interchangeably with "convulsion." Convulsions are when a person's body shakes rapidly and uncontrollably. During convulsions, the person's muscles contract and relax repeatedly.

- 15 **[00217]** Based on the type of behavior and brain activity, seizures are divided into two broad categories: generalized and partial (also called local or focal). Classifying the type of seizure helps doctors diagnose whether or not a patient has epilepsy.

- [00218]** Generalized seizures are produced by electrical impulses from throughout the entire brain, whereas partial seizures are produced (at least initially) by electrical impulses in a relatively small part of the brain. The part of the brain generating the seizures is sometimes called the focus.
- 20

- [00219]** There are six types of generalized seizures. The most common and dramatic, and therefore the most well known, is the generalized convulsion, also called the grand-mal seizure. In this type of seizure, the patient loses consciousness and usually collapses. The loss of consciousness is followed by generalized body stiffening (called the "tonic" phase of the seizure) for 30 to 60 seconds, then by violent jerking (the "clonic" phase) for 30 to 60 seconds, after which the patient goes into a deep sleep (the "postictal" or after-seizure phase). During grand-mal seizures, injuries and accidents may occur, such as tongue biting and urinary incontinence.
- 25

[00220] Absence seizures cause a short loss of consciousness (just a few seconds) with few or no symptoms. The patient, most often a child, typically interrupts an activity and stares blankly. These seizures begin and end abruptly and may occur several times a day. Patients are usually not aware that they are having a seizure, except that they may be aware of "losing
5 time."

[00221] Myoclonic seizures consist of sporadic jerks, usually on both sides of the body. Patients sometimes describe the jerks as brief electrical shocks. When violent, these seizures may result in dropping or involuntarily throwing objects.

[00222] Clonic seizures are repetitive, rhythmic jerks that involve both sides of the body
10 at the same time.

[00223] Tonic seizures are characterized by stiffening of the muscles.

[00224] Atonic seizures consist of a sudden and general loss of muscle tone, particularly in the arms and legs, which often results in a fall.

[00225] Seizures described herein can include epileptic seizures; acute repetitive
15 seizures; cluster seizures; continuous seizures; unremitting seizures; prolonged seizures; recurrent seizures; status epilepticus seizures, e.g., refractory convulsive status epilepticus, non-convulsive status epilepticus seizures; refractory seizures; myoclonic seizures; tonic seizures; tonic-clonic seizures; simple partial seizures; complex partial seizures; secondarily generalized seizures; atypical absence seizures; absence seizures; atonic seizures; benign Rolandic seizures;
20 febrile seizures; emotional seizures; focal seizures; gelastic seizures; generalized onset seizures; infantile spasms; Jacksonian seizures; massive bilateral myoclonus seizures; multifocal seizures; neonatal onset seizures; nocturnal seizures; occipital lobe seizures; post traumatic seizures; subtle seizures; Sylvan seizures; visual reflex seizures; or withdrawal seizures. In some embodiments, the seizure is a generalized seizure associated with Dravet Syndrome,
25 Lennox-Gastaut Syndrome, Tuberous Sclerosis Complex, Rett Syndrome or PCDH19 Female Pediatric Epilepsy.

Examples

[00226] In order that the invention described herein may be more fully understood, the
30 following examples are set forth. The synthetic and biological examples described in this

application are offered to illustrate the compounds, pharmaceutical compositions, and methods provided herein and are not to be construed in any way as limiting their scope.

Materials and Methods

5 [00227] The compounds provided herein can be prepared from readily available starting materials using the following general methods and procedures. It will be appreciated that where typical or preferred process conditions (*i.e.*, reaction temperatures, times, mole ratios of reactants, solvents, pressures, *etc.*) are given, other process conditions can also be used unless otherwise stated. Optimum reaction conditions may vary with the particular reactants or
10 solvent used, but such conditions can be determined by one skilled in the art by routine optimization.

[00228] Additionally, as will be apparent to those skilled in the art, conventional protecting groups may be necessary to prevent certain functional groups from undergoing undesired reactions. The choice of a suitable protecting group for a particular functional group
15 as well as suitable conditions for protection and deprotection are well known in the art. For example, numerous protecting groups, and their introduction and removal, are described in T. W. Greene and P. G. M. Wuts, *Protecting Groups in Organic Synthesis*, Second Edition, Wiley, New York, 1991, and references cited therein.

[00229] The compounds provided herein may be isolated and purified by known
20 standard procedures. Such procedures include (but are not limited to) recrystallization, column chromatography, HPLC, or supercritical fluid chromatography (SFC). The following schemes are presented with details as to the preparation of representative pyrazoles that have been listed herein. The compounds provided herein may be prepared from known or commercially available starting materials and reagents by one skilled in the art of organic synthesis.

25 Exemplary chiral columns available for use in the separation/purification of the enantiomers/diastereomers provided herein include, but are not limited to, CHIRALPAK® AD-10, CHIRALCEL® OB, CHIRALCEL® OB-H, CHIRALCEL® OD, CHIRALCEL® OD-H, CHIRALCEL® OF, CHIRALCEL® OG, CHIRALCEL® OJ and CHIRALCEL® OK.

[00230] Exemplary general method for preparative HPLC: Column: Waters RBridge
30 prep 10 µm C18, 19*250 mm. Mobile phase: acetonitrile, water (NH₄HCO₃) (30 L water, 24 g NH₄HCO₃, 30 mL NH₃·H₂O). Flow rate: 25 mL/min

[00231] Exemplary general method for analytical HPLC: Mobile phase: A: water (10 mM NH_4HCO_3), B: acetonitrile Gradient: 5%-95% B in 1.6 or 2 min Flow rate: 1.8 or 2 mL/min; Column: XBridge C18, 4.6*50mm, 3.5 μm at 45 °C.

5 *NMDA modulation*

[00232] NMDA potentiation in mammalian cells which expressed NMDA receptors was assessed using the whole cell patch clamp to determine the PAM activity of compounds as described below. An automatic patch-clamp system can be used determine the NAM activity of compounds as described below.

10

Whole-cell Patch Clamp of Mammalian Cells (Ionworks Barracuda (IWB))

The whole-cell patch-clamp technique was used to investigate the effects of positive allosteric modulating activity of test compounds on GluN1/GluN2A and GluN2B glutamate receptors expressed in mammalian cells. The results are shown in **Tables 1 and 2**.

15 HEK293 cells were transformed with adenovirus 5 DNA and transfected with cDNA encoding the human GRIN1/GRIN2A genes. Stable transfectants were selected using G418 and Zeocin-resistance genes incorporated into the expression plasmid and selection pressure maintained with G418 and Zeocin in the medium. Cells were cultured in Dulbecco's Modified Eagle Medium/Nutrient Mixture (D-MEM/F-12) supplemented with 10% fetal bovine serum,
20 100 $\mu\text{g}/\text{ml}$ penicillin G sodium, 100 $\mu\text{g}/\text{ml}$ streptomycin sulphate, 100 $\mu\text{g}/\text{ml}$ Zeocin, 5 $\mu\text{g}/\text{ml}$ blasticidin and 500 $\mu\text{g}/\text{ml}$ G418.

Test article effects were evaluated in 8-point concentration-response format (4 replicate wells/concentration). All test and control solutions contained 0.3% DMSO and 0.01% Kolliphor® EL (C5135, Sigma). The test article formulations were loaded in a 384-well
25 compound plate using an automated liquid handling system (SciClone ALH3000, Caliper LifeSciences). The measurements were performed using Ion Works Barracuda platform following this procedure:

Electrophysiological Procedures:

- 30 a) Intracellular solution (mM): 50 mM CsCl, 90 mM CsF, 2 mM MgCl_2 , 5 mM EGTA, 10 mM HEPES. Adjust to pH 7.2 with CsOH.
- b) Extracellular solution, HB-PS (composition in mM): NaCl, 137; KCl, 1.0; CaCl_2 , 5; HEPES, 10; Glucose, 10; pH adjusted to 7.4 with NaOH (refrigerated until use).

- c) Holding potential: -70 mV, potential during agonist/PAM application: -40 mV.

Recording procedure:

- a) Extracellular buffer will be loaded into the PPC plate wells (11 μ L per well).
Cell suspension will be pipetted into the wells (9 μ L per well) of the PPC planar
electrode.
- b) Whole-cell recording configuration will be established via patch perforation
with membrane currents recorded by on-board patch clamp amplifiers.
- c) Two recordings (scans) will be performed. First, during pre-application of test
article alone (duration of pre-application - 5 min) and second, during test articles
and agonist (EC₂₀ L-glutamate and 30 μ M glycine) co-application to detect
positive modulatory effects of the test article.

Test Article Administration: The first pre-application will consist of the addition of 20 μ L of 2X concentrated test article solution and, second, of 20 μ L of 1X concentrated test article and agonist at 10 μ L/s (2 second total application time).

Potentiating effect of positive allosteric modulators (PAM) on the channel

Potentiating effect of positive allosteric modulators (PAM) on the channel will be calculated as

$$\% \text{ activation} = (I_{\text{PAM}} / I_{\text{EC}_{10-30}}) \times 100\% - 100\%$$

where I_{PAM} will be the L-glutamate EC₁₀₋₃₀ - elicited current in presence of various
concentrations of test articles and $I_{\text{EC}_{20}}$ will be the mean current elicited with L-glutamate EC₂₀.
PAM concentration-response data will be fitted to an equation of the form:

$$\% \text{ Activation} = \% \text{ L-glutamate EC}_{20} + \{(\% \text{ MAX} - \% \text{ L-glutamate EC}_{20}) / [1 + ([\text{Test}] / \text{EC}_{50})^N]\},$$

where [Test] will be the concentration of PAM (test article), EC₅₀ will be the concentration of
PAM producing half-maximal activation, N will be the Hill coefficient, % L-glutamate EC₂₀
will be the percentage of the current Elicited with L-glutamate EC₂₀, % MAX is the percentage
of the current activated with the highest dose of PAM co-admitted with L-glutamate EC₂₀ and
% Activation will be the percentage of the current elicited with L-glutamate EC₁₀₋₃₀ at each
PAM concentration.

The maximal amplitude of the evoked currents are measured and defined as Peak
Current Amplitude (PCA).

Automated patch-clamp system (QPatch HTX):

In this study, HEK 293 cells stably transfected with glutamate-activated channels of the GRIN1/2A subtype will be used together with submaximal NMDA concentrations (300 μ M NMDA, co-application with 8 μ M Glycine) to investigate the negative allosteric modulation of the test compounds.

Cell Culture

In general, cells will be passaged at a confluence of about 80% to-90%. For electrophysiological measurements cells will be harvested at a confluence of about 80% to 90% from sterile culture flasks containing culture complete medium. Cells will be transferred as suspension in PBS to the QPatch 16X or QPatch HTX system to the centrifuge / washer directly.

Standard Laboratory Conditions: Cells will be incubated at 37°C in a humidified atmosphere with 5% CO₂ (rel. humidity about 95%).

Culture media: The cells will be continuously maintained in and passaged in sterile culture flasks containing a 1:1 mixture of Dulbecco's modified eagle medium and nutrient mixture F-12 (D-MEM/F-12 1x, liquid, with L-Glutamine) supplemented with 10% fetal bovine serum, 1% Penicillin/Streptomycin solution, and 50 μ M AP-5 blocker.

Antibiotics: The complete medium as indicated above is supplemented with 100 μ g/mL hygromycin, 15 μ g/mL blasticidin and 1 μ g/mL puromycin.

Induction of Expression: 2.5 μ g/mL tetracycline is added 24 h before start of experiments.

Dose Formulation

Dose levels are in terms of test compounds, as supplied. Vehicle will be added to achieve a stock concentration of 10 mM (storage at -10°C to -30°C). A further stock solutions of 1.0 mM will be prepared in DMSO. Details of stock solution usage (thawing, dose formulations) will be documented in the raw data. The time period of stock solution usage will be detailed in the report.

Test Compound Concentrations

Dose levels are in terms of test compounds, as supplied. Vehicle will be added to achieve a stock concentration of 10 mM (storage at -10°C to -30°C). A further stock solutions of 1.0 mM
5 will be prepared in DMSO. Details of stock solution usage (thawing, dose formulations) will be documented in the raw data. The time period of stock solution usage will be detailed in the report.

One test concentration of 1.0 μ M will be tested.

All test solutions will be prepared by diluting the stock solutions with either Mg-free bath
10 solution only or Mg-free bath solution containing NMDA (300 μ M) and glycine (8.0 μ M) shortly prior to the electrophysiological experiments and kept at room temperature (19°C to 30°C) when in use. 0.1% DMSO will be used as vehicle.

Frequency of preparation: For each test concentration, fresh solutions of test compounds will be prepared every day.

15 *Stability of dose formulation:* All preparation times will be documented in the raw data. Any observations regarding instability of test compounds will be mentioned in the raw data.

Storage of dose formulation: On the day of experimentation dose formulations will be maintained at room temperature (19°C to 30°C) when in use.

20 *Bath Solutions*

For preparing the experiments and for formation of the giga-ohm-seal, the following **standard bath solution** will be used:

Sodium Chloride: 137 mM; Potassium Chloride: 4 mM; Calcium Chloride: 1.8 mM;
Magnesium Chloride: 1 mM; HEPES: 10 mM; D-Glucose: 10 mM; Cremophor: 0.02%; pH
25 (NaOH): 7.4

The 1x bath solution will be prepared by diluting 10x bath solution without Glucose and 100x Glucose solution with water at least every 7 days. Both stock solutions have been prepared prior to the experimental start of the present study and stored at 1°C to 9°C (10x bath solution) or -10°C to -30° (100x Glucose solution). The batch number(s) of the bath solution(s) used in

the experiments will be documented in the raw data. When in use, the 1x bath solution will be kept at room temperature (19°C to 30°C). When not in use, the 1x bath solution will be stored at 1°C to 9°C.

After the giga-seal was formed the following **Mg-free bath solution** will be used:

- 5 Sodium Chloride: 137 mM; Potassium Chloride: 4 mM; Calcium Chloride: 2.8 mM; HEPES: 10 mM; D-Glucose: 10 mM; **Cremophor**: 0.02%; pH (NaOH): 7.4

This Mg-free bath solution will be prepared as a 1x solution and stored at 1°C to 9°C. It will be prepared freshly at least every 10 days.

Intracellular Solution

- 10 The 1x intracellular solution will be thawed every day out of a frozen 1x intracellular solution, which has been prepared prior to the experimental start of the present study, aliquoted and stored at -10°C to -30°C. When in use, the 1x intracellular solution will kept at room temperature (19°C to 30°C). Remaining 1x intracellular solution will be stored in the fridge (1°C to 9°C). The 1x intracellular solution will include the components outlined below:

- 15 Potassium Chloride: 130 mM; Magnesium Chloride: 1 mM; Mg-ATP: 5 mM; HEPES: 10 mM; EGTA: 5 mM; pH (KOH): 7.2

Cell Treatment

For this study, cells will continuously be perfused with NMDA/Glycine, Test Compound or Test Compound/NMDA/Glycin.

- 20 In every case, at least 30-second prewash steps with a test compound will be performed in between applications. For details see Table A below.

- Each experiment type will be analyzed in at least n=3 isolated cells. The NMDA and Glycine stock solutions will be prepared prior to the experimental start of the present study, stored frozen (-10°C to -30°C) until the day of experimentation. Shortly prior to the electrophysiological experiments, frozen stock solutions will be thawed and diluted.
- 25

Control: The effect of vehicle (0.1% DMSO) and D-(-)-2-Amino-5-phosphonopentanoic acid (AP-5) (100 µM) will be measured at three cells every second week, in order to assure successful expression of NMDA receptors.

The 50 mM stock solution of AP-5 has been prepared prior to the experimental start of the present study, aliquoted and stored frozen (-10°C to -30°C) until the day of experimentation. Shortly prior to the electrophysiological experiments the frozen stock solution will be thawed and then diluted in Mg-free bath solution containing NMDA (300 μ M) and glycine (8.0 μ M), to
 5 give a final perfusion concentration of 100 μ M.

Experimental Procedure

Cells are transferred as suspension in serum-free medium to the QPatch HTX system and kept in the cell storage tank / stirrer during experiments. All solutions applied to cells including the intracellular solution will be maintained at room temperature (19°C to 30°C).

- 10 During the sealing process **standard bath solution** described above will be used. All solutions applied to cells including the pipette solution will be maintained at room temperature (19°C to 30°C). After formation of a Gigaohm seal between the patch electrodes and transfected individual HEK293 cells only **Mg-free bath solution** will be perfused and the cell membrane will be ruptured to assure electrical access to the cell interior (whole-cell patch-configuration)..
- 15 Inward currents will be measured upon application of 300 μ M NMDA (and 8.0 μ M Glycine) to patch-clamped cells for 5 sec. During the entire experiment the cells will be voltage-clamped at a holding potential of -80 mV.

For the analysis of test compounds, NMDA receptors will be stimulated by 300 μ M NMDA and 8.0 μ M Glycine and test compound combinations described below. Thirty-second prewash
 20 steps with a test compound will be performed in between applications.

Table A: Application Protocol; use dependence of test compounds

Appl. #	Duration (s)	Application
1	4	NMDA / Glycine
2	30	Bath
3	4	NMDA / Glycine
2 repetitions		
4	30	1 μ M Test Compound
5	4	1 μ M Test Compound + NMDA / Glycine
6 repetitions		
6	30	Bath

7	4	NMDA / Glycine
2 repetitions		

Table B: Application Protocol; control experiments

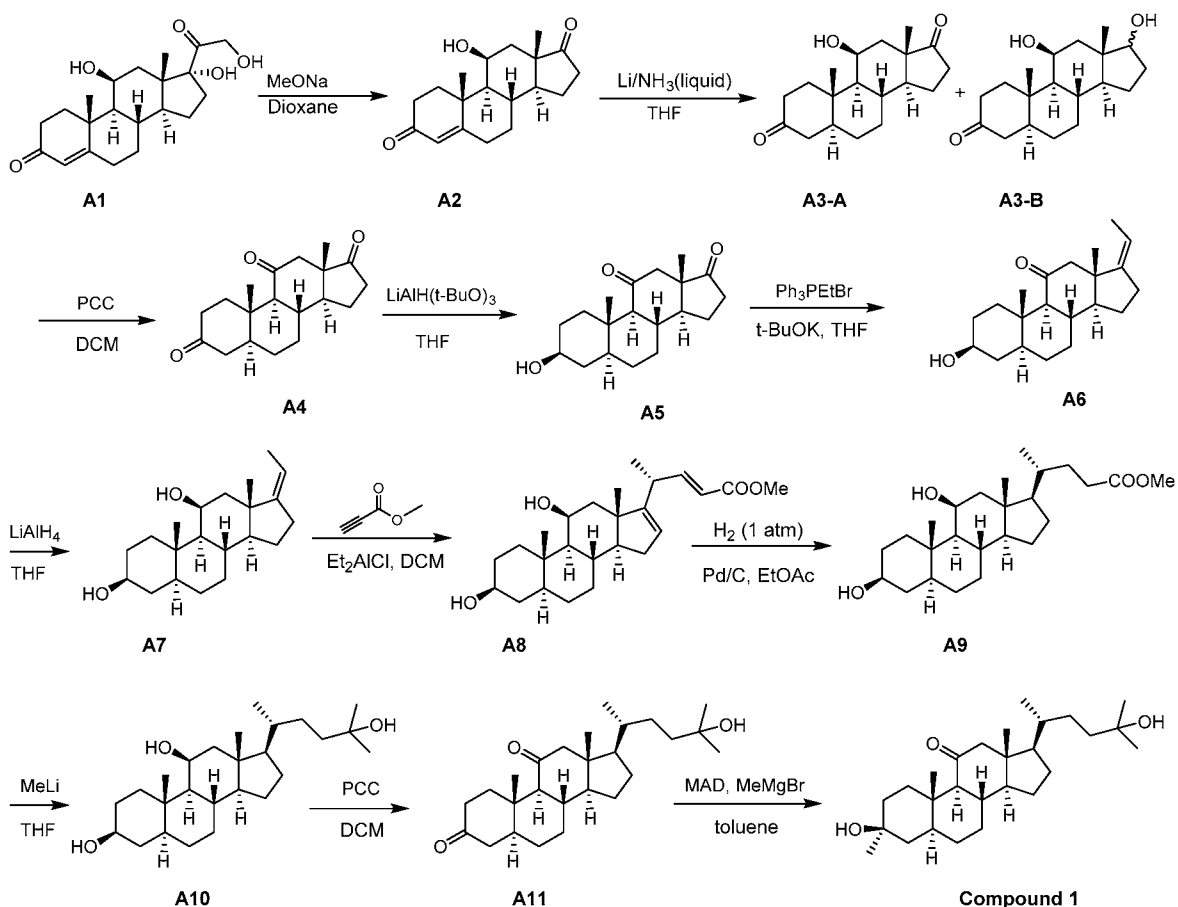
Appl. #	Duration (s)	Application
1	4	NMDA / Glycine
2	30	Bath
3	4	NMDA / Glycine
2 repetitions		
4	30	Bath
5	4	NMDA / Glycine
6 repetitions		
6	30	Bath
7	4	NMDA / Glycine + 100 μ M AP-5
2 repetitions		

*Synthetic Procedures***5 Abbreviations**

THF: tetrahydrofuran; Na₂SO₄: sodium sulfate; PE: petroleum ether; DCM: dichloromethane; EtOAc: ethyl acetate; PCC: pyridinium chlorochromate; DMP: Dess-Martin periodinane; TBDPS: t-butyldiphenylsilyl; TBAF: tetra-n-butylammonium fluoride; Ts: p-toluenesulfonyl; Ac₂O: acetic anhydride; Py: pyridine; Me: methyl; Et: ethyl; t-Bu: tert-butyl; Ph: phenyl; 9-BBN: 9-borabicyclo[3.3.1]nonane; TEA: triethylamine; BHT: 2,6-di-*tert*-butyl-4-methylphenol; SFC: supercritical fluid chromatography; MAD: methylaluminum bis (2, 6-di-*tert*-butyl-4-methylphenoxide); MS: mass spectrometry; LCMS: liquid chromatography-mass spectrometry; ESI: electrospray ionization; NMR: nuclear magnetic resonance; TLC: thin layer chromatography; MeCN: acetonitrile; t-BuOK: potassium *tert*-butoxide.

15

[00233] Example 1. Synthesis of Compound 1.



[00234] Synthesis of Compound A2. To solution of Compound A1 (40 g, 110 mmol)

5 in dry dioxane (1 L) under N₂ was added sodium methoxide (30 g, 550 mmol). The mixture was stirred at 110 °C for 16 hours, at which point TLC analysis showed the starting material was consumed. The mixture was concentrated to remove roughly 1/3 the volume of the solvent, and acidified with 2 M HCl to a pH of 5~6. The solution was then extracted with DCM (3 x 500 mL), washed with aqueous NaHCO₃ (500 mL) and brine (500 mL), dried over
10 Na₂SO₄, concentrated, and purified on silica gel (PE:EtOAc:MeOH 3:1:0.1) to give Compound A2 (11 g, 33.1%) as a solid.

[00235] Synthesis of Compound A3-A and Compound A3-B. To a solution of lithium

(2.5 g, 363 mmol) was added liquid ammonia (1000 mL) at -70°C in portions. The mixture was stirred at -70 °C for 30 mins until all of the lithium was dissolved. A solution of Compound A2
15 (11 g, 36 mmol) and tert-BuOH (5.4 g, 72.6 mmol) in anhydrous tetrahydrofuran (400 mL) was added to the reaction dropwise, and the mixture was stirred for 90 mins until the reaction mixture turned light yellow, at which point TLC analysis indicated the starting material was

consumed. Ammonium chloride (15 g) was then added, and the mixture was concentrated. The resulting residue was extracted with 0.5N HCl (500 mL) and dichloromethane (500 mL x 2), and the combined organic layers were washed with saturated NaHCO₃, dried over Na₂SO₄, filtered, and concentrated to give a mixture of Compound A3-A and Compound A3-B (10 g, 5 impure) which was used directly in the next step without further purification.

[00236] Synthesis of Compound A4. To a solution of Compound A3-A and Compound A3-B (10 g crude, 27.9 mmol) in anhydrous dichloromethane (100 mL) was added PCC (17 g, 66 mmol) and silica gel (17 g). After stirring at 25 °C for 2h, TLC analysis indicated the starting material was consumed. The resulting solution was concentrated and purified by silica gel (PE:EtOAc 5:1 to 2:1) to afford Compound A4 (4.6 g, 46%) as a solid.

[00237] Synthesis of Compound A5. To a solution of Compound A4 (4.6 g, 15 mmol) in THF (50 mL) was slowly added a solution of LiAlH(t-BuO)₃ (4.2 mg, 17 mmol) in THF (20 mL) under N₂ at -40 °C. The reaction solution was stirred at -40 °C for 15 min, at which point TLC analysis indicated the starting material was consumed. The mixture was quenched with 15 saturated NH₄Cl solution (50 mL) and extracted with EtOAc (50 mL x 2). The organic layers were combined, dried over Na₂SO₄, concentrated, and purified by combi-flash (PE: EA 100%-50%) to afford Compound A5 (2.8 g, 61%) as a solid.

[00238] Synthesis of Compound A6. To a suspension of bromo(ethyl)-triphenylphosphorane (17 g, 46 mmol) in anhydrous THF (100 mL) under N₂ at 20 °C was 20 added t-BuOK (1 M in THF, 46 mL, 46 mmol). The mixture was stirred at 60 °C for 1 h, followed by the addition of a solution of Compound A5 (2.8 g, 9.19 mmol) in anhydrous THF (50 mL). The resultant mixture was stirred at 60 °C for 16 h, at which point TLC analysis indicated the starting material was consumed. The reaction mixture was quenched with aqueous NH₄Cl (100 mL), extracted with EtOAc (100 mLx3), dried over Na₂SO₄, filtered, concentrated, 25 and purified by silica gel (PE:EA:DCM 10:1:1) to give Compound A7 (2.2 g, crude) as a solid.

[00239] Synthesis of Compound A7. To a solution of Compound A6 in THF (10 mL) was added LiAlH₄ (110 mg, 3.1 mmol). The reaction mixture was stirred at 15 °C for 30 minutes, at which point TLC analysis indicated the reaction was complete. Saturated NH₄Cl (0.2 mL) was added to the reaction, and the mixture was filtered. The filtrate was 30 concentrated to give a residue, to which was added saturated NaCl solution (10 mL), followed by extraction with DCM (3 x 5 mL). The combined organic phase was dried over Na₂SO₄ and concentrated to afford Compound A7 (0.4 g, 80%) as a solid.

[00240] **Synthesis of Compound A8.** To a solution of Compound A7 (0.4 g, 1.3 mmol) and methyl propiolate (260 mg, 3.1 mmol) in DCM (10 mL) was added Et₂AlCl (3.8 mL, 3.8 mmol, 1M in hexane) under N₂ at 15 °C. The reaction mixture was stirred at 15 °C for 16 hours, at which point TLC analysis indicated the reaction was complete. The reaction mixture was
5 quenched with a citric acid solution (10 mL). The resulting solution was washed with DCM (10 mL x 2). The organic layers were combined, dried Na₂SO₄, concentrated, and purified by combi-flash (PE: EA = 100%- 65%) to give desired Compound A8 as a solid.

[00241] **Synthesis of Compound A9.** To a solution of Compound A8 in EtOAc (10 mL) was added Pd/C (wet, 10%, 0.02 g). After degassing three times with H₂, the reaction
10 mixture was stirred for 16 hours at 15 °C under H₂ (15 Psi), after which point LCMS analysis indicated the reaction was complete. The mixture was filtered and the filtrate was concentrated to give crude Compound A9 as a solid, which was used in next step directly without further purification.

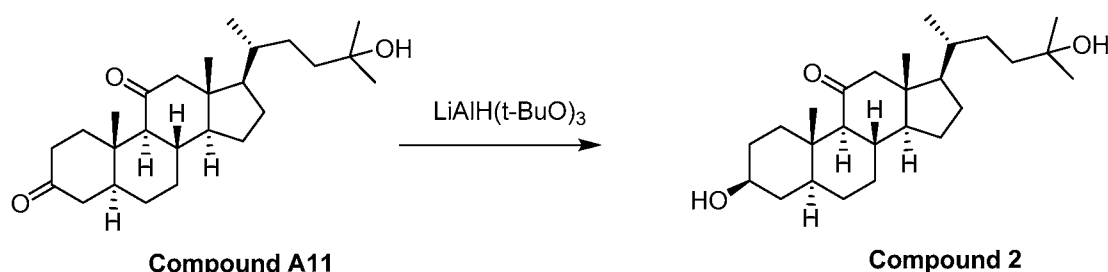
[00242] **Synthesis of Compound A10.** To a solution of Compound A9 (0.15 g, 0.37
15 mmol) in THF (10 mL) was added MeLi (1.2 mL, 1.8 mmol, 1.6 M in diethyl ether). The reaction solution was stirred at 15 °C for 1 hour, at which point TLC analysis indicated the reaction was complete. The mixture was quenched with NH₄Cl solution (10 mL) and extracted with EtOAc (10 mL x 2), followed by drying the combined organic phase over Na₂SO₄ and concentrating to give Compound A10 (0.15 g) as a solid.

20 [00243] **Synthesis of Compound A11.** To a solution of Compound A10 (150 mg, 0.37 mmol) in DCM (10 mL) was added silicon grease (150 mg) and PCC (160 mg, 0.74 mmol). The resulting reaction mixture was stirred at 15 °C for 2 hours, after which TLC analysis indicated the reaction was complete. The mixture was filtered, concentrated, and purified by combi-flash (PE: EA = 100%-75%) to give Compound A11 (130 mg, 88%) as a solid. ¹H
25 **NMR** (400 MHz, CDCl₃) δ 2.82-2.71 (m, 1H), 2.60-2.38 (m, 3H), 2.35-2.20 (m, 3H), 2.15-1.90 (m, 3H), 1.88-1.02 (m, 23H), 0.88 (d, *J*=5.8 Hz, 6H), 0.64 (s, 3H).

[00244] **Synthesis of Compound 1.** To a solution of MAD (0.37 mmol) in toluene (5 mL) was added a solution of Compound A11 (50 mg, 0.12 mmol) in toluene (1 mL) under N₂ at -70 °C. The mixture was stirred at -70 °C for 30 minutes, followed by addition of MeMgBr
30 (0.12 mL, 0.37 mmol, 3M in ether) under N₂. The resulting mixture was stirred at -70 °C for 1 hour, at which point TLC indicated the reaction was complete. The mixture was quenched with a saturated citric acid solution (10 mL) and extracted with EtOAc (5 mL x 2). The combined

organic phase was dried over Na_2SO_4 , concentrated, and purified by combi-flash (PE: EtOAc = 100%- 70%) to give Compound 1 (6.5 mg, 13%) as a white solid. $^1\text{H NMR}$ (400 MHz, CDCl_3) δ 2.53-2.50 (m, 1H), 2.45-2.35 (m, 1H), 2.25-2.22 (m, 2H), 2.10-1.90 (m, 2H), 1.80-1.05 (m, 26H), 1.00 (s, 3H), 0.95-0.80 (m, 8H), 0.62 (s, 3H). LCMS MS ESI calcd. for $\text{C}_{27}\text{H}_{47}\text{O}_3$ $[\text{M}+\text{H}]^+$ 419, found 401 $[\text{M}+\text{H}-18]^+$.

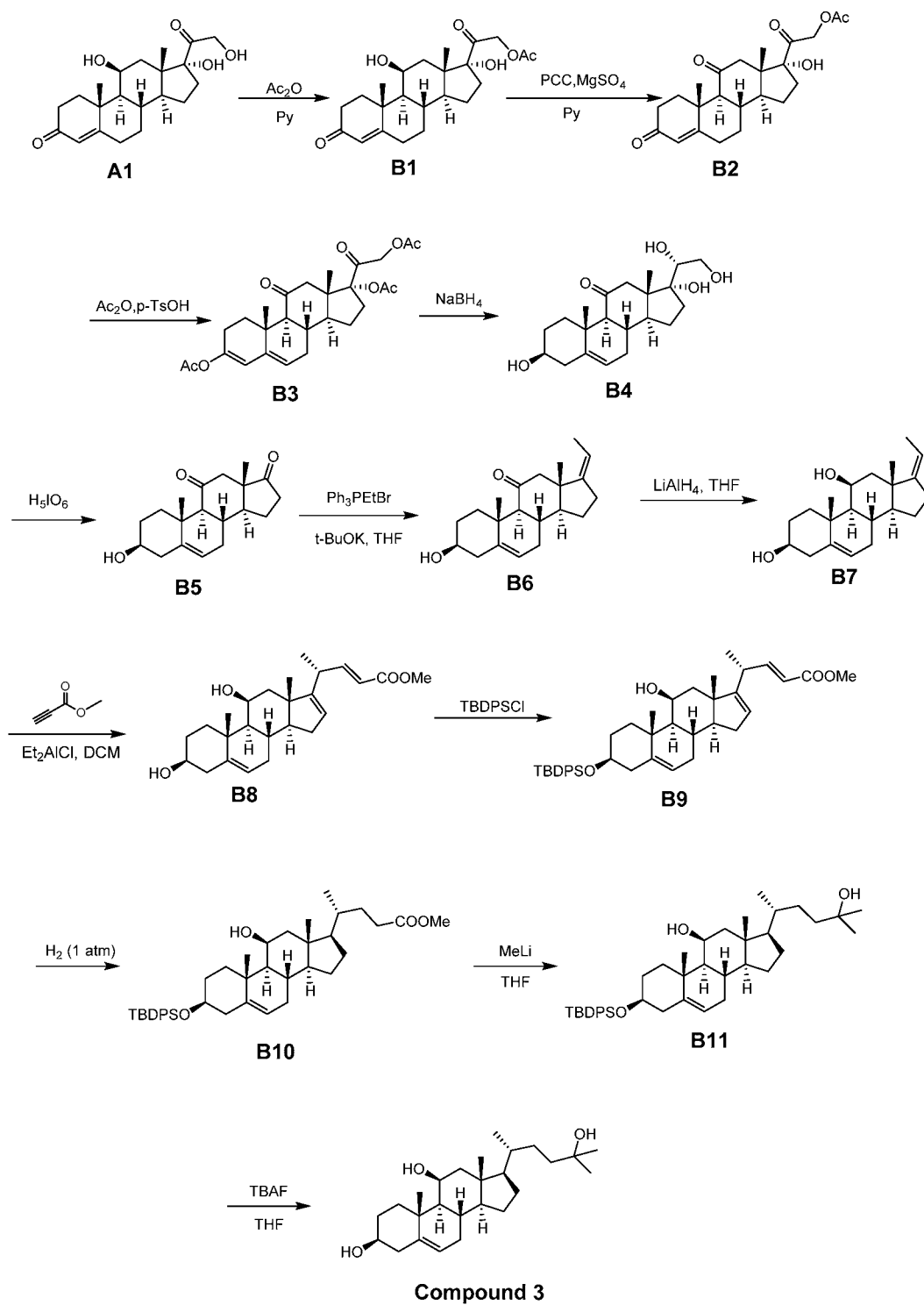
[00245] Example 2. Synthesis of Compound 2.



[00246] Synthesis of Compound 2. To a solution of Compound A11 (50 mg, 0.12 mmol) in THF (2 mL) was added $\text{LiAlH}(\text{t-BuO})_3$ (47.2 mg, 0.186 mmol). The reaction mixture was stirred at 25 °C under N_2 for 30 min, after which TLC indicated the reaction was complete. The mixture was then quenched with saturated NH_4Cl solution (5 mL) and extracted with EtOAc (3 x 2 mL). The combined organic phase was dried over Na_2SO_4 , concentrated, and purified by silica gel to afford Compound 2 (7.5 mg, 15%) as a white solid. $^1\text{H NMR}$ (400 MHz, CDCl_3) δ 3.65-3.49 (m, 1H), 2.50 (s, 2H), 2.29-2.15 (m, 1H), 2.09-1.90 (m, 1H), 1.85-0.97 (m, 32H), 0.93-0.76 (m, 4H), 0.62 (s, 3H). LCMS ESI calcd. for $\text{C}_{26}\text{H}_{45}\text{O}_3$ $[\text{M}+\text{H}]^+$ 405, found 387 $[\text{M}+\text{H}-18]^+$.

[00247] Example 3. Synthesis of Compound 3.

65



Synthesis of B1. To a solution of **A1** (50 g, 14 mmol,) in py (500 mL) was added Ac₂O (21 g, 210 mmol) dropwise at 0°C. The reaction was stirred at 25°C for 24 hrs. The mixture was poured into 4 L of water. After stirring at 25°C for 0.5 h, the mixture was filtered. The solid was washed with HCl (1 L, 1 M) and dried to give **B1** (55 g, 99%) as a solid. ¹H NMR (400 MHz, CDCl₃) δ 5.69 (s, 1H), 5.03 (d, *J* = 17.6 Hz, 1H), 4.85 (d, *J* = 17.6 Hz, 1H), 4.51-4.44 (brs, 1H), 2.85-2.70 (m, 1H), 2.55-2.40 (m, 2H), 2.39-2.32 (m, 1H), 2.30-1.95 (m, 9H), 1.91-1.79 (m, 2H), 1.75-1.66 (m, 2H), 1.52-1.40 (m, 5H), 1.20-0.97 (m, 3H), 0.97 (s, 3H).

Synthesis of B2. To a solution of **B1** (55 g, 14 mmol) in py (1000 mL) was added MgSO₄ (35 g, 320 mmol) and PCC (35 g, 160 mmol) at 0°C. The reaction solution was stirred at 25°C for 12 hrs. The mixture was filtered through Celite. The mixture was poured into 2 L of water to give a dark red suspension. After filtration, the filter cake was washed by 1M HCl (2 x 500 mL) and H₂O (2 x 500 mL), and dried under vacuum at 0°C to give **B2** (38 g, 69%) as a brown powder. ¹H NMR (400 MHz, CDCl₃) δ 5.73 (s, 1H), 5.13 (d, *J* = 17.6 Hz, 1H), 4.64 (d, *J* = 17.6 Hz, 1H), 3.05-2.98 (m, 1H), 2.92-2.85 (m, 1H), 2.85-2.70 (m, 2H), 2.55-2.21 (m, 5H), 2.16 (s, 3H), 2.02-1.88 (m, 3H), 1.87-1.45 (m, 5H), 1.48 (s, 3H), 1.38-1.21 (m, 1H), 0.66 (s, 3H).

LCMS Rt = 0.601 min in 2.0 min chromatography, 30-90_2MIN_E.M, purity 77%, MS ESI calcd. for C₂₃H₃₁O₆ [M+H]⁺ 403, found 403.

Synthesis of B3. To a solution of **B2** (38 g, 94 mmol) in Ac₂O (600 mL, 6.3 mol) was added *p*-TsOH (19 g, 110 mmol) at 20°C for 6 hrs. The mixture was poured into 4 L of ice water and stirred at 20°C for 48 hrs until a solid formed. The filtered cake was concentrated in vacuum at 80°C to give 35 g of impure product as yellow solid. The crude product was purified by column chromatography (PE: EA = 3:1-2:1) to give **B3** (29.6 g, 64 %) as a solid.

¹H NMR (400 MHz, CDCl₃) δ 5.70-5.65 (m, 1H), 5.39-5.33 (m, 1H), 4.81-4.68 (m 2H), 2.94-2.82 (m, 2H), 2.71-2.63 (m, 1H), 2.56-2.25 (m, 4H), 2.20-1.82 (m, 15H), 1.55-1.44 (m, 1H), 1.31-1.20 (m, 1H), 1.18 (s, 3H), 0.72 (s, 3H).

LCMS Rt = 0.981 min in 2.0 min chromatography, 30-90_2MIN_E.M, purity 61%, MS ESI calcd. for C₂₅H₃₁O₆ [M+H-HOAc]⁺ 427, found 427.

Syntheses of B4 and B5. To a solution of **B3** (15 g, 31 mmol) in EtOH (600 mL), MeOH (60 mL) and DCM (50 mL) was slowly added NaBH₄ (40 g, 1.1 mol) at 0°C. The reaction mixture was stirred for 1 h at 0°C, then at 20°C for 15 hrs. The reaction mixture was quenched by adding 600 mL of 1M HCl at 0°C. The mixture was extracted by EtOAc (2 x 1.5 L). The organic phase was washed with Sat. NaHCO₃ (300 mL), brine (200 mL), dried over Na₂SO₄, filtered and concentrated to give 9.3 g of crude product as a white solid. 9.3 g of crude product **B4** was dissolved in 400 mL of MeOH. To this solution was added periodic acid (7 g, 36 mmol) at 0°C. After stirring for 6 hrs at 20°C, the mixture was quenched by 200 mL of 1 M HCl and extracted by 1.5 L of EtOAc. The organic phase was washed with 500 mL of saturated NaHCO₃, 200 mL of brine, dried over Na₂SO₄, filtered and concentrated to give **B5** (6.3 g, crude) as a foaming oil, which was used for the next step without purification.

¹H NMR (400 MHz, CDCl₃) δ 5.42-5.23 (m, 1H), 3.57-3.48 (m, 1H), 3.39-3.32 (m, 1H), 2.78-2.41 (m, 2H), 2.37-2.10 (m, 4H), 1.95-1.62 (m, 6H), 1.46-0.72 (m, 11H).

LCMS Rt = 0.440 min in 2.0 min chromatography, 30-90_2MIN_E.M, purity 100%, MS ESI calcd. for C₁₉H₂₅O₂ [M+H-H₂O]⁺ 285, found 285.

Synthesis B6. To a slurry of Ph₃PEtBr (23 g, 62 mmol) in THF (150 mL) was added *t*-BuOK (7.2 g, 64 mmol) under N₂. After addition, the mixture was stirred at 50°C for 30 minutes. **B5** (6.3 g, 21 mmol) in THF (50 mL) was added. The mixture was stirred at 50°C for 2 hrs. The mixture was quenched with Sat. NH₄Cl (200 mL) and extracted with EtOAc (2 x 400 mL). The combined organic phase was washed with brine (40 mL), dried over Na₂SO₄, filtered, concentrated and purified by flash column (0-20% of EtOAc in PE) to give **B6** (2.7 g, impure) as an oil.

¹H NMR (400 MHz, CDCl₃) δ 5.39-5.33 (m, 1H), 5.24-5.16 (m, 1H), 3.56-3.46 (m, 1H), 2.98 (d, *J* = 13.6 Hz, 1H), 2.58-2.06 (m, 6H), 1.99-0.92 (m, 17H), 0.86 (s, 3H).

Synthesis of B7. To a solution of **B6** (2.75 g, 8.74 mmol) in THF (100 mL) was added LiAlH₄ (0.7 g, 18 mmol) in portions. The reaction mixture was stirred at 20°C for 30 minutes. The reaction was quenched by 150 mL of 1M HCl at 0°C and extracted with 400 mL of EtOAc. After the layers were separated, the organic phase was washed with 100 mL of Sat. NaHCO₃,

100 mL of brine, dried over NaSO₄ and concentrated. The residue was purified by flash column eluted with PE: EtOAc = 20:1 to 4:1 to give **B7** (1.7 g, 60%) as a solid.

¹H NMR (400 MHz, CDCl₃) δ 5.28-5.24 (m, 1H), 5.15-5.06 (m, 1H), 4.45-4.38 (m, 1H), 3.60-3.46 (m, 1H), 2.50-2.35 (m, 2H), 2.34-2.25 (m, 2H), 2.25-2.14 (m, 2H), 2.04-1.78 (m, 4H),
5 1.73-1.61 (m, 5H), 1.45-1.04 (m, 13H).

Synthesis of B8. To a solution of **B7** (1.7 g, 5.2 mmol) and methyl propionate (1.3 g, 16 mmol) in DCM (70 mL) was added Et₂AlCl (16 mL, 16 mmol, 1 M in hexane) under N₂ at -20°C. The mixture was stirred at 20°C for 4 hrs and quenched by 20 mL of Sat.NaHCO₃, 50 mL of saturated citric acid at 0°C. The mixture was extracted with 300 mL of EtOAc. The
10 organic phase was washed with brine (50 mL), dried over Na₂SO₄, filtered and concentrated. The residue was purified by column chromatography and eluted with PE:EtOAc = 20:1 to 2:1 to give **B8** (1.4 g, 67%) as a solid.

¹H NMR (400 MHz, CDCl₃) δ 6.92 (dd, *J* = 15.6, 7.9 Hz, 1H), 5.83 (dd, *J* = 15.7, 1.0 Hz, 1H), 5.44-5.38 (m, 1H), 5.27-5.23 (m, 1H), 4.46-4.37 (m, 1H), 3.73 (s, 3H), 3.60-3.43 (m, 1H), 3.10-
15 2.97 (m, 1H), 2.33-2.25 (m, 2H), 2.22-1.82 (m, 8H), 1.74-1.62 (m, 3H), 1.36-1.03 (m, 13H).

Synthesis of B9. To a solution of **B8** (500 mg, 1.2 mmol) in DCM (10 mL) was added TBDPSCl (510 mg, 1.9 mmol) and imidazole (170 mg, 2.5 mmol). The mixture was stirred at 15°C for 16 hrs. The mixture was quenched with water (20 mL) and extracted with DCM (2 x 10 mL). The combined organic phase was dried over Na₂SO₄, filtered, concentrated and
20 purified by combi-flash (5% of EtOAc in PE) to give **B9** (700 mg, 88%) as a solid.

¹H NMR (400 MHz, CDCl₃) δ 7.68-7.66 (m, 4H), 7.45-7.35 (m, 6H), 6.95-6.85 (m, 1H), 5.85-5.75 (m, 1H), 5.45-5.35 (m, 1H), 5.05-4.95 (m, 1H), 4.35-4.25 (m, 1H), 3.72 (s, 3H), 3.55-3.45 (m, 1H), 3.05-2.95 (m, 1H), 2.45-2.35 (m, 1H), 2.15-1.81 (m, 7H), 1.80-1.58 (m, 6H), 1.30-1.16 (m, 5H), 1.15-1.11 (m, 3H), 1.10-0.95 (m, 10H).

25 **Synthesis of B10.** To a solution of **B9** (700 mg, 1.1 mmol) in MeOH (20 mL) and EtOAc (10 mL) was added Pt/C (50 mg). After degassing for three times with H₂, the reaction mixture was stirred for 32 hrs at 20°C under H₂ balloon. The mixture was filtered and concentrated to give **B10** (640 mg, 91%) as an oil.

¹H NMR (400 MHz, CDCl₃) δ 7.68-7.66 (m, 4H), 7.45-7.35 (m, 6H), 5.07-5.04 (m, 1H), 4.27-4.24 (m, 1H), 3.69 (s, 3H), 3.60-3.50 (m, 1H), 2.45-2.05 (m, 8H), 1.90-1.58 (m, 8H), 1.56-1.21 (m, 9H), 1.20-0.82 (m, 15H).

Synthesis of B11. To a solution of **B10** (640 mg, 1.0 mmol) in THF (20 mL) was added MeLi (3.1 mL, 5.0 mmol, 1.6 M in THF) at 0°C under N₂. After addition, the reaction mixture was stirred at 20°C for 30 minutes. The mixture was quenched with saturated NH₄Cl solution (30 mL) and extracted with EtOAc (2 x 15 mL). The combined organic phase was dried over Na₂SO₄, filtered, concentrated and purified by combi-flash (0-10% of EtOAc in PE) to give **B11** (410 mg, 64%) as an oil.

¹H NMR (400 MHz, CDCl₃) δ 7.68-7.66 (m, 4H), 7.45-7.35 (m, 6H), 5.07-5.04 (m, 1H), 4.27-4.24 (m, 1H), 3.60-3.50 (m, 1H), 2.45-2.35 (m, 1H), 2.20-2.00 (m, 2H), 1.90-1.58 (m, 10H), 1.56-1.21 (m, 14H), 1.20-1.06 (m, 9H), 1.05-0.85 (m, 13H).

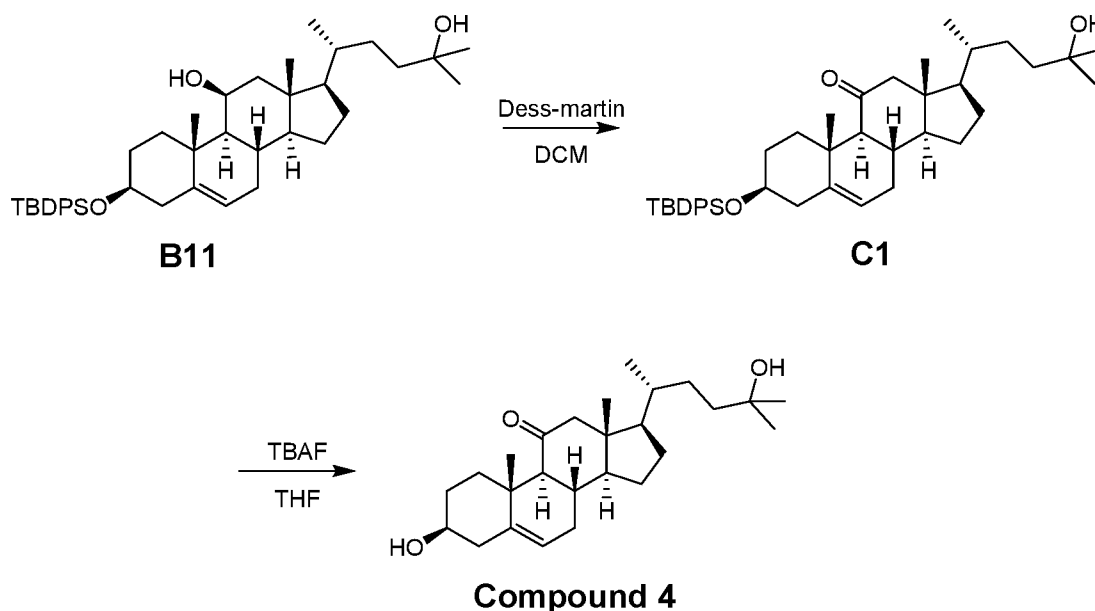
Synthesis of Compound 3. **B11** (350 mg, 0.54 mmol) was dissolved in TBAF (5 mL, 1M in THF). The mixture was stirred at 70°C for 24 hrs. The reaction was quenched with saturated NH₄Cl solution (10 mL) and extracted with EtOAc (2 x 10 mL). The combined organic phase was dried over Na₂SO₄, filtered, concentrated and purified by combi-flash (0-20% of EtOAc in PE) to give **Compound 3** (200 mg, 91%) as a solid.

¹H NMR (400 MHz, CDCl₃) δ 5.26-5.22 (m, 1H), 4.35-4.31 (m, 1H), 3.55-3.45 (m, 1H), 2.32-2.29 (m, 2H), 2.20-2.10 (m, 2H), 2.05-1.95 (m, 1H), 1.94-1.75 (m, 3H), 1.70-1.41 (m, 4H), 1.40-0.85 (m, 29H).

LCMS Rt = 1.245 min in 2.0 min chromatography, 10-80 AB, purity 100%, MS ESI calcd. for C₂₆H₄₄O₃Na [M+Na]⁺ 427, found 427.

[00248] Example 4. Synthesis of Compound 4.

70



Synthesis of C1. To a solution of **B11** (60 mg, 0.093 mmol) in DCM (5 mL) was added DMP (78 mg, 0.19 mmol). The mixture was stirred at 20°C for 16 hrs. The mixture was quenched with saturated Na₂SO₃ and saturated NaHCO₃ (V:V = 1:1, 10 mL) and extracted with DCM (2 x 10 mL). The combined organic phase was dried over Na₂SO₄, filtered and concentrated to give **C1** (65 mg, crude) as an oil.

¹H NMR (400 MHz, CDCl₃) δ 7.68-7.66 (m, 4H), 7.45-7.35 (m, 6H), 5.07-5.04 (m, 1H), 3.60-3.50 (m, 1H), 2.65-2.46 (m, 2H), 2.45-1.95 (m, 7H), 1.80-0.81 (m, 34H), 0.80-0.65 (m, 2H), 0.62 (s, 3H).

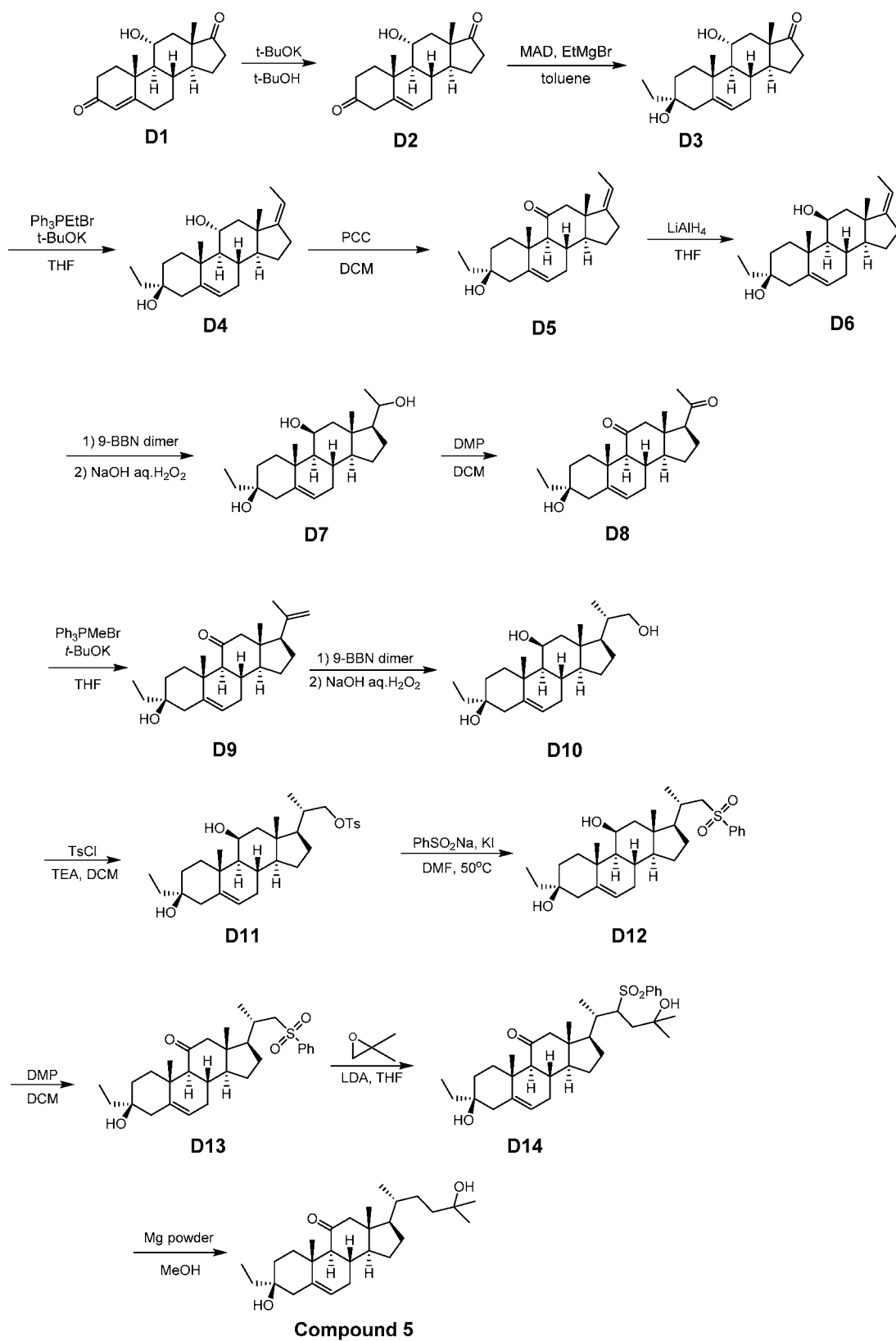
Synthesis of Compound 4. **C1** (60 mg, 0.094 mmol) was dissolved in TBAF (3 mL) and the reaction was stirred at 70°C for 3 hrs. The reaction was quenched with saturated NH₄Cl solution (10 mL) and extracted with EtOAc (2 x 10 mL). The combined organic phase was dried over Na₂SO₄, filtered, concentrated and purified by combi-flash (0-20% of EtOAc in PE) to give **Compound 4** (10 mg, 27%) as a solid.

¹H NMR (400 MHz, CDCl₃) δ 5.35-5.30 (m, 1H), 3.55-3.45 (m, 1H), 2.70-2.60 (m, 2H), 2.30-1.95 (m, 5H), 1.94-1.58 (m, 7H), 1.56-1.05 (m, 17H), 1.04-0.75 (m, 6H), 0.65 (s, 3H).

LCMS Rt = 1.227 min in 2.0 min chromatography, 10-80 AB, purity 100%, MS ESI calcd. for C₂₆H₄₁O₂ [M+H-H₂O]⁺ 385, found 385.

[00249] **Example 4. Synthesis of Compound 5.**

72



Synthesis of D2. *t*-BuOH (150 mL) was charged into a three-neck round bottom flask under nitrogen at 35°C and stirred under nitrogen gas bubbling for 10 mins. *t*-BuOK (20 g, 180 mmol) was added to the mixture and stirred under nitrogen gas bubbling for 15 mins. **D1** (5 g, 17 mmol) was added to the above mixture and stirred under nitrogen gas bubbling at 35°C for 1.5 hrs. The reaction mixture was poured into 10% aqueous acetic acid (250 mL) and stirred for 15 mins. Water (100 mL) was added and stirred for 30 mins. The pH of the mixture was adjusted to 7~8 with sodium bicarbonate (28 g). The mixture was stirred for 30 mins. The precipitated solid was filtered off, washed with water and suction dried. The product obtained was dissolved in DCM, dried over anhydrous sodium sulfate, filtered and concentrated under a water bath maintained at 40°C to give **D2** (3.6 g, 72%) as a solid.

¹H NMR (400 MHz, CDCl₃) δ 5.45-5.40 (m, 1H), 4.22-4.10 (m, 1H), 3.40-3.30 (m, 1H), 2.90-2.80 (m, 2H), 2.60-2.45 (m, 2H), 2.33-2.27 (m, 1H), 2.20-2.08 (m, 3H), 2.02-1.90 (m, 1H), 1.75-1.66 (m, 2H), 1.65-1.50 (m, 2H), 1.45-1.30 (m, 5H), 1.20-1.10 (m, 2H), 0.94 (s, 3H).

To a solution of BHT (16 g, 71 mmol) in anhydrous toluene (100 mL) under nitrogen at 0°C was added Me₃Al (2 M in toluene, 18 mL, 36 mmol) dropwise. The mixture was warmed to 20°C gradually and stirred for 1 hr. To the mixture was added a solution of **D2** (3.6 g, 12 mmol) in toluene (20 mL) and DCM (20 mL) dropwise. The resulting mixture was stirred at -78°C for 30 min. EtMgBr (3 M in diethyl ether, 12 mL, and 36 mmol) was added to the above mixture dropwise, and the reaction mixture was stirred at -78°C for 3 hrs. The reaction was quenched with saturated aqueous citric acid and the aqueous layer was washed with EtOAc (3 x 100 mL). The combined organic layers were washed with brine, dried over anhydrous sodium sulfate, filtered and concentrated. The residue was purified by column chromatography on silica gel (PE/EtOAc/THF= 4/1/1) to give **D3** (3 g, 76%) as a solid.

¹H NMR (400 MHz, CDCl₃) δ 5.40-5.38 (m, 1H), 4.20-4.10 (m, 1H), 2.55-2.40 (m, 3H), 2.20-2.05 (m, 4H), 2.00-1.90 (m, 1H), 1.75-1.65 (m, 2H), 1.64-1.60 (m, 7H), 1.29-1.16 (m, 6H), 1.15-1.05 (m, 1H), 0.95-0.87 (m, 3H), 0.86-0.80 (m, 3H).

Synthesis of D4. To a suspension of bromo(ethyl)triphenylphosphorane (10 g, 27 mmol) in anhydrous THF (100 mL) under nitrogen at 25°C was added potassium *t*-butoxide (3.0 g, 27 mmol) in one portion. The color of the mixture turned deep orange. The mixture was warmed

to 40°C, and **D3** (3 g, 9.0 mmol) was added to the mixture in one portion. The resulting mixture was stirred at 40°C for 16 hrs. The reaction mixture was poured into ice water (100 mL) and extracted with EtOAc (2 x 100 mL). The combined organic layers were dried over anhydrous sodium sulfate, filtered and concentrated. The residue was purified by column chromatography on silica gel (PE/EtOAc = 8/1) to give **D4** (2.1 g, 68%) as a solid.

¹H NMR (400 MHz, CDCl₃) δ 5.37-5.35 (m, 1H), 5.20-5.10 (m, 1H), 4.20-4.05 (m, 1H), 2.65-2.57 (m, 1H), 2.45-2.37 (m, 3H), 2.28-2.18 (m, 1H), 2.08-1.98 (m, 2H), 1.70-1.61 (m, 8H), 1.60-1.35 (m, 3H), 1.25-1.10 (m, 7H), 1.08-0.92 (m, 2H), 0.90-0.87 (m, 3H), 0.86-0.80 (m, 3H).

Synthesis of D5. To a solution of **D4** (1 g, 2.9 mmol) in DCM (15 mL) was added silica gel (1.4 g) and PCC (1.3 mg, 5.8 mmol) at 25°C. The reaction was stirred at 25°C for 3 hrs. The reaction was filtered and concentrated in vacuum to give crude product which was purified by combi-flash (0%-12% of EtOAc in PE) to give **D5** (960 mg, 97%) as a solid.

¹H NMR (400 MHz, CDCl₃) δ 5.30-5.26 (m, 1H), 5.24-5.19 (m, 1H), 3.00-2.95 (m, 1H), 2.70-2.60 (m, 1H), 2.55-2.30 (m, 4H), 2.20-2.16 (m, 1H), 2.07-2.01 (m, 1H), 1.90-1.70 (m, 5H), 1.68-1.55 (m, 5H), 1.55-1.25 (m, 4H), 1.22 (s, 3H), 1.00-0.90 (m, 1H), 0.80-0.80 (m, 6H).

Synthesis of D6. To a solution of **D5** (870 mg, 2.5 mmol) in THF (30 mL) was added LiAlH₄ (190 mg, 5.1 mmol) at 0°C. The reaction was stirred at 20°C for 20 mins. The reaction was quenched with H₂O (2 mL) and adjusted with HCl (20 mL, 1N) until the solution became clear. The mixture was extracted with EtOAc (3 x 20 mL). The combined organic phase was washed with saturated NaHCO₃ (50 mL), dried over Na₂SO₄, filtered and concentrated in vacuum to give crude product **D6** (860 mg) as a solid which was used for next step without further purification.

Synthesis of D7. To a solution of **D6** (5.5 g, 16 mmol) in THF (100 mL) was added 9-BBN dimer (7.8 g, 32 mmol) at 15°C under N₂. After stirring at 50°C for 1 hour, the mixture was cooled to 15°C. NaOH solution (32 mL, 5 M, 160 mmol) was added dropwise below 15°C, followed an addition of H₂O₂ (18 g, 30%, 160 mmol), during which time, the inner temperature

was maintained below 15°C. The mixture was poured into water (1000 mL) and filtered to give crude **D7** (10 g) as a solid, which was used in the next step directly.

¹H NMR (400 MHz, CDCl₃) δ 5.21-5.15 (m, 1H), 4.40-4.29 (m, 1H), 3.77-3.66 (m, 1H), 2.46-2.38 (m, 1H), 2.29-2.12 (m, 1H), 2.09-2.00 (m, 2H), 1.98-1.78 (m, 4H), 1.77-1.68 (m, 2H), 1.62-1.53 (m, 2H), 1.47-1.32 (m, 4H), 1.31-1.27 (m, 4H), 1.26-1.18 (m, 5H), 1.17-1.09 (m, 1H), 1.08-0.99 (m, 3H), 0.97-0.89 (m, 3H), 0.88-0.82 (m, 3H).

Synthesis of D8. To a solution of **D7** (10 g, 27 mmol) in DCM (500 mL) was added DMP (23 g, 55 mmol). After stirring at 15°C for 10 min, the reaction mixture was quenched with saturated NaHCO₃ solution (500 mL) until the pH of the aqueous layer became about 9. The mixture was filtered. The DCM layer was separated and the aqueous phase was washed with DCM (200 mL). The combined organic layers were washed with saturated Na₂S₂O₃ aqueous (3 x 400 mL), saturated NaHCO₃ (400 mL), and brine (400 mL). The solution was then dried over Na₂SO₄, filtered and concentrated to give a crude, which was purified by combi-flash (0-30% of EtOAc in PE) to give **D8** (3.5 g, 35%) as a solid.

¹H NMR (400 MHz, CDCl₃) δ 5.30-5.25 (m, 1H), 2.75-2.65 (m, 2H), 2.63-2.55 (m, 1H), 2.48-2.42 (m, 1H), 2.39-2.31 (m, 1H), 2.29-2.18 (m, 1H), 2.15-2.08 (m, 4H), 2.06-2.02 (m, 1H), 1.89-1.72 (m, 6H), 1.67-1.60 (m, 2H), 1.46-1.30 (m, 4H), 1.21 (s, 3H), 1.03-0.93 (m, 1H), 0.88-0.80 (m, 3H), 0.60 (s, 3H).

Synthesis of D9. To a suspension of MePh₃PBr (6.2 g, 18 mmol) in THF (100 mL) was added *t*-BuOK (2.0 g, 18 mmol). After stirring at 40 °C for 10 minutes, the Wittig reagent was slowly added dropwise to a solution of **D8** (3.2 g, 8.8 mmol) in THF (50 mL) at 15°C. After addition, the mixture was quenched with NH₄Cl (200 mL) and extracted with EtOAc (3 x 50 mL). The combined organic phase was dried over Na₂SO₄, filtered, concentrated and purified by combi-flash (0-25% of EtOAc in PE) to give **D9** (2.9 g, 92%) as a solid.

¹H NMR (400 MHz, CDCl₃) δ 5.36-5.18 (m, 1H), 4.89 (s, 1H), 4.71 (s, 1H), 2.65-2.46 (m, 2H), 2.40-2.31 (m, 1H), 2.30-2.20 (m, 2H), 2.16-1.98 (m, 2H), 1.91-1.98 (m, 4H), 1.76-1.62

(m, 5H), 1.51-1.32 (m, 4H), 1.31-1.13 (m, 6H), 1.04-0.93 (m, 1H), 0.88-0.82 (m, 3H), 0.55 (s, 3H).

Synthesis of D10. To a mixture of **D9** (3.2 g, 9.0 mmol) in THF (80 mL) was added 9-BBN dimer (4.4 g, 18 mmol) at 15°C under N₂. After stirring at 50°C for 1 hour, the mixture was cooled to 15°C. NaOH solution (18 mL, 5 M, 90 mmol) was added dropwise below 15°C, followed by an addition of H₂O₂ (10 g, 30%, 90 mmol) below 15°C. The mixture was extracted with EtOAc (2 x 50 mL). The combined organic phase was washed with saturated Na₂S₂O₃ (3 x 100 mL), dried over Na₂SO₄, filtered and concentrated to give crude **D10** (6 g) as a solid, which was used in next step directly.

¹H NMR (400 MHz, CDCl₃) δ 5.24-5.09 (m, 1H), 4.44-4.28 (m, 1H), 3.73-3.59 (m, 1H), 3.44-3.30 (m, 1H), 2.48-2.32 (m, 1H), 2.22-2.08 (m, 2H), 2.06-2.00 (m, 1H), 1.95-1.77 (m, 4H), 1.75-1.63 (m, 4H), 1.50-1.33 (m, 5H), 1.29-1.13 (m, 8H), 1.09-1.00 (m, 5H), 0.94 (s, 3H), 0.89-0.82 (m, 3H).

Synthesis of D11. To a solution of **D10** (6 g, 16 mmol) in DCM (200 mL) was added 1-methyl-1H-imidazole (2.0 g, 24 mmol) and TEA (3.2 g, 32 mmol) at 20°C. TsCl (6.1 g, 32 mmol) was added into the above solution. After stirring at 20°C for 2 hours, the mixture was washed with water (2 x 100 mL), dried over Na₂SO₄, filtered, concentrated and purified by combi-flash (0-40% of EtOAc in PE) to give **D11** (2.8 g, 59% yield for 2 steps) as a solid.

¹H NMR (400 MHz, CDCl₃) δ 7.81-7.74 (m, 2H), 7.38-7.31 (m, 2H), 5.21-5.14 (m, 1H), 4.35-4.29 (m, 1H), 3.97-3.92 (m, 1H), 3.84-3.76 (m, 1H), 2.49-2.35 (m, 4H), 2.18-2.00 (m, 3H), 1.91-1.73 (m, 3H), 1.72-1.58 (m, 5H), 1.50-1.31 (m, 4H), 1.28 (s, 3H), 1.26-1.09 (m, 5H), 1.05-0.92 (m, 5H), 0.91-0.80 (m, 6H).

Synthesis of D12. To a solution of **D11** (2.8 g, 5.3 mmol) in DMF (20 mL) was added KI (4.4 g, 26 mmol) at 15°C. After stirring at 60°C for 1 hour, sodium benzenesulfinate (5.2 g, 32 mmol) was added in one portion and the mixture was heated at 60°C for 2h. The mixture was then quenched with saturated NH₄Cl (50 mL) and extracted with EtOAc (2 x 30 mL). The combined organic phase was washed with LiCl (3% in water, 2 x 50 mL), dried over Na₂SO₄, filtered,

concentrated and purified by combi-flash (0-30% of EtOAc in PE) to give **D12** (1.6 g, 61%) as a solid.

¹H NMR (400 MHz, CDCl₃) δ 7.95-7.88 (m, 2H), 7.67-7.54 (m, 3H), 5.19-5.14 (m, 1H), 4.34-4.27 (m, 1H), 3.17-3.08 (m, 1H), 2.89-2.80 (m, 1H), 2.643-2.36 (m, 1H), 2.16-2.06 (m, 3H), 2.04-1.99 (m, 1H), 1.92-1.81 (m, 2H), 1.76-1.56 (m, 4H), 1.48-1.30 (m, 3H), 1.27 (s, 3H), 1.26-1.05 (m, 9H), 1.04-0.94 (m, 3H), 0.88 (s, 3H), 0.86-0.82 (m, 3H).

Synthesis of D13. To a solution of **D12** (1.2 g, 2.4 mmol) in DCM (30 mL) was added DMP (2.0 g, 4.8 mmol). The reaction mixture was stirred at 15°C for 10 min. The reaction mixture was then quenched with saturated NaHCO₃ aqueous (50 mL) until pH of the aqueous layer became about 9 and then filtered. The organic layer was separated and the aqueous phase was washed with DCM (20 mL). The combined organic phase was washed with saturated Na₂S₂O₃ aqueous (3 x 40 mL), saturated NaHCO₃ (40 mL), brine (40 mL), dried over Na₂SO₄, filtered and concentrated to give crude **D13** (1.1 g, 92%) as a solid.

¹H NMR (400 MHz, CDCl₃) δ 7.95-7.88 (m, 2H), 7.70-7.54 (m, 3H), 5.29-5.24 (m, 1H), 3.16-3.06 (m, 1H), 2.92-2.83 (m, 1H), 2.65-2.51 (m, 2H), 2.38-2.30 (m, 1H), 2.25-2.16 (m, 1H), 2.14-1.98 (m, 3H), 1.95-1.85 (m, 1H), 1.82-1.58 (m, 7H), 1.50-1.34 (m, 3H), 1.27-1.16 (m, 9H), 1.01-0.91 (m, 1H), 0.87-0.80 (m, 3H), 0.64 (s, 3H).

20

Synthesis of D14. To a solution of diisopropylamine (160 mg, 1.60 mmol) in THF (0.5 mL) was added *n*-BuLi (0.56 mL, 2.5 M in hexane, 1.40 mmol) at -70°C under N₂. The mixture was then stirred at 15°C for 10 minutes. A solution of **D13** (200 mg, 0.40 mmol) in THF (1.5 mL) was added at -70°C. After stirring at -70°C for 1 h, 2,2-dimethyloxirane (43 mg, 0.60 mmol) was added. The mixture was stirred at -70°C for another 1 h, after which time the mixture was warmed to 15°C and stirred for 16 hrs. The mixture was quenched with NH₄Cl (30 mL, sat. aq.) and extracted with EtOAc (2 x 20 mL). The organic layer was separated, dried over Na₂SO₄, filtered, and concentrated to give **D14** (200 mg, crude) as a solid, which was used for the next step directly.

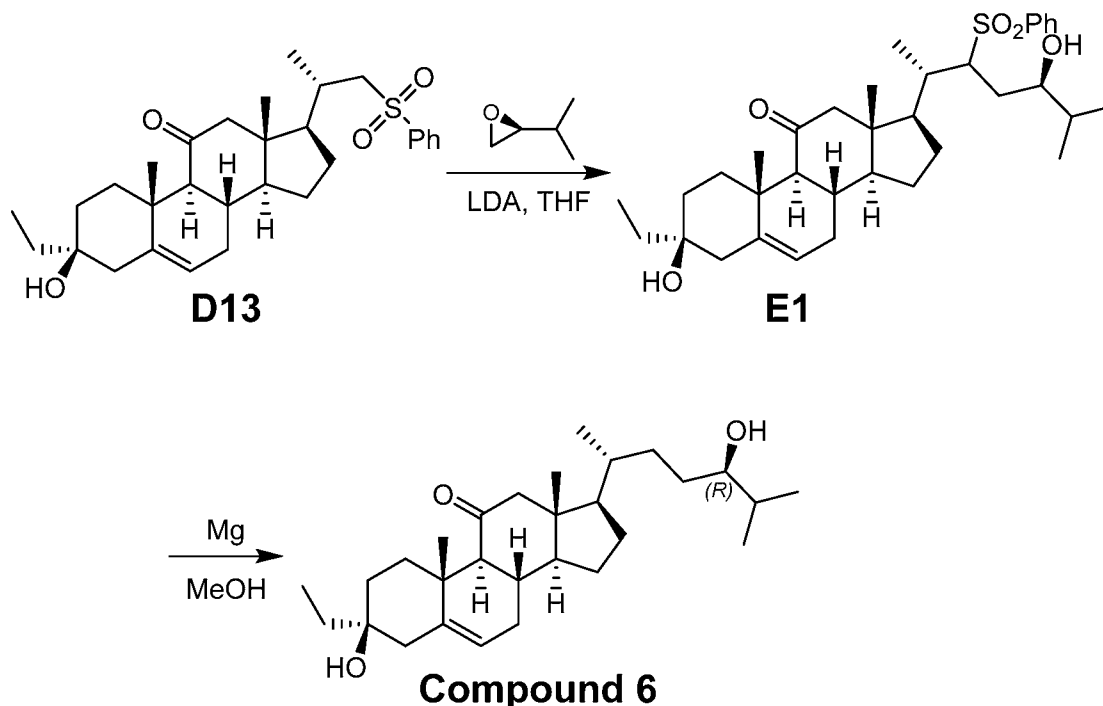
25

Synthesis of Compound 5. To a solution of **D14** (200 mg, 0.35 mmol) in MeOH (30 mL) was added NiCl₂ (8.8 mg, 0.070 mmol) and Mg powder (340 mg, 14 mmol) at 65°C in one portion. After stirring at 65°C for 10 minutes, another batch of Mg powder (170 mg, 7 mmol) was added in one portion. The mixture was stirred at 65°C for another 10 minutes, then quenched with HCl (20 mL, 2N) until the reaction became clear and extracted with EtOAc (3 x 10 mL). The combined organic layer was washed with sat. NH₄Cl (30 mL), dried over Na₂SO₄, filtered, concentrated and purified by silica gel chromatography (0-15% of EtOAc in PE) to give impure **Compound 5** (30 mg, 20%) as a white solid, which was further separated by SFC (column: OD (250mm*30mm,5um)), gradient: 40-40% B (A= 0.05%NH₃/H₂O, B= MeOH), flow rate: 50 mL/min) to give pure **Compound 5** (10 mg, 7%) as a solid.

¹H NMR (400 MHz, CDCl₃) δ 5.31-5.25 (m, 1H), 2.67-2.52 (m, 2H), 2.38-2.32 (m, 1H), 2.25-2.18 (m, 1H), 2.15-1.94 (m, 3H), 1.87-1.55 (m, 8H), 1.54-1.27 (m, 8H), 1.26-1.21 (m, 4H), 1.20-1.11 (m, 8H), 1.03-0.88 (m, 4H), 0.87-0.81 (m, 3H), 0.65 (s, 3H).

LCMS Rt = 1.111 min in 2.0 min chromatography, 30-90AB_E, purity 100%, MS ESI calcd. for C₂₈H₄₅O₂ [M+H-H₂O]⁺ 413, found 413.

[00250] **Example 5. Synthesis of Compound 6.**



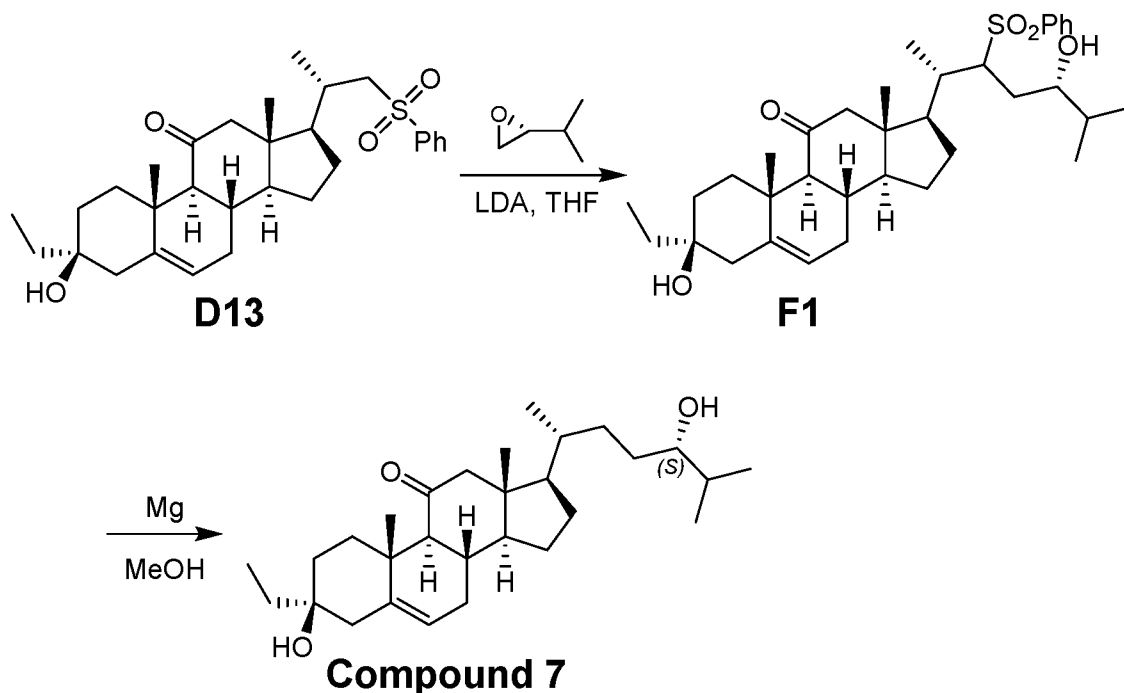
Synthesis of E1. To a solution of diisopropylamine (160 mg, 1.60 mmol) in THF (0.5 mL) was added *n*-BuLi (0.56 mL, 2.5 M in hexane, 1.4 mmol) at -70°C under N₂. The mixture was then stirred at 15°C for 10 minutes. A solution of **D13** (200 mg, 0.40 mmol) in THF (1.5 mL) was added at -70°C. After stirring at -70°C for 1h, (S)-2-isopropylloxirane (52 mg, 0.60 mmol) was added at -70°C. The mixture was stirred at -70°C for another 1 h, warmed to 15°C and stirred for 16 hrs. The reaction mixture was quenched with saturated NH₄Cl (50 mL, aq.) and extracted with EtOAc (2 x 30 mL). The organic layer was separated, dried over Na₂SO₄, filtered, and concentrated to give **E1** (200 mg, crude) as a solid, which was used for next step directly.

Synthesis of Compound 6. To a solution of **E1** (250 mg, 0.43 mmol) in MeOH (30 mL) was added NiCl₂ (11 mg, 0.085 mmol) and Mg powder (410 mg, 17 mmol) at 65°C in one portion. The mixture was stirred at 65°C for 10 minutes. Then another batch of Mg powder (200 mg, 8.5 mmol) was added at 65°C in one portion. The mixture was stirred at 65°C for another 10 minutes. The mixture was quenched with HCl (50 mL, 2N) until the reaction became clear. The mixture was washed with EtOAc (3 x 20 mL). The combined organic layer was washed with sat. NH₄Cl (50 mL), dried over Na₂SO₄, filtered, concentrated and purified by silica gel chromatography (0-15% of EtOAc in PE) to give impure **Compound 6** (40 mg, 21%), which was further purified by SFC ((column: AD (250mm*30mm,10um), gradient: 35-35% B (A= 0.05%NH₃/H₂O, B= MeOH), flow rate: 60 mL/min)) to give pure **Compound 6** (8 mg, 4%) as a solid.

¹H NMR (400 MHz, CDCl₃) δ 5.31-5.26 (m, 1H), 3.36-3.28 (m, 1H), 2.69-2.55 (m, 2H), 2.39-2.31 (m, 1H), 2.25-2.18 (m, 1H), 2.14-1.94 (m, 3H), 1.86-1.70 (m, 4H), 1.69-1.58 (m, 4H), 1.47-1.33 (m, 8H), 1.29-1.13 (m, 8H), 0.94-0.88 (m, 9H), 0.86-0.82 (m, 3H), 0.65 (s, 3H).

LCMS Rt = 1.182 min in 2.0 min chromatography, 30-90AB_E, purity 100%, MS ESI calcd. for C₂₉H₄₇O₂ [M+H-H₂O]⁺ 427, found 427.

[00251] Example 6. Synthesis of Compound 7.



Synthesis of F1. To a solution of diisopropylamine (160 mg, 1.60 mmol) in THF (0.5 mL) was added *n*-BuLi (0.56 mL, 2.5 M in hexane, 1.40 mmol) at -70°C under N₂. The resulting mixture was stirred at 15°C for 10 minutes. A solution of **D13** (200 mg, 0.40 mmol) in THF (1.5 mL) was added at -70°C. After stirring at -70°C for 1h, (R)-2-isopropylloxirane (52 mg, 0.60 mmol) was added at -70 °C. The mixture was stirred at -70 °C for another 1 h, warmed to 15°C and stirred for 16 hrs. The reaction mixture was quenched with NH₄Cl (50 mL, sat. aq.) and extracted with EtOAc (2 x 30 mL). The organic layer was separated, dried over Na₂SO₄, filtered, and concentrated to give **F1** (200 mg, crude) as a solid, which was used for next step without further purification.

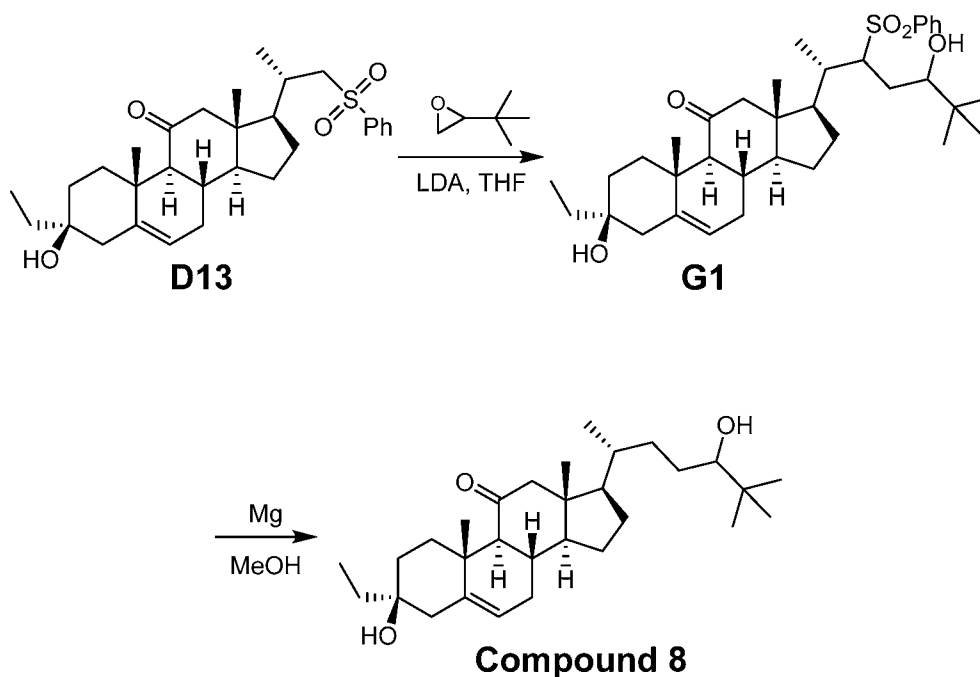
Synthesis of Compound 7. To a solution of **F1** (250 mg, 0.43 mmol) in MeOH (30 mL) was added NiCl₂ (11 mg, 0.085 mmol) and Mg powder (410 mg, 17 mmol) at 65°C in one portion. After stirring at 65°C for 10 minutes, another batch of Mg powder (200 mg, 8.5 mmol) was added at 65°C in one portion and stirred at 65 °C for another 10 minutes. The reaction mixture was quenched with HCl (50 mL, 2N) until the reaction became clear and extracted with EtOAc (3 x 20 mL). The combined organic layer was washed with saturated NH₄Cl (50 mL), dried over Na₂SO₄, filtered, concentrated and purified by silica gel chromatography (0-15% of EtOAc in PE) to give impure **Compound 7** (80 mg, 42%), which was further purified by SFC

((column: AD (250mm*30mm,10um), gradient: 35-35% B (A= 0.05%NH₃/H₂O, B= MeOH), flow rate: 60 mL/min)) to give pure **Compound 7** (38 mg, 20%) as a solid.

¹H NMR (400 MHz, CDCl₃) δ 5.32-5.25 (m, 1H), 3.36-3.25 (m, 1H), 2.70-2.53 (m, 2H), 2.39-2.31 (m, 1H), 2.25-2.18 (m, 1H), 2.14-1.94 (m, 3H), 1.86-1.70 (m, 4H), 1.69-1.56 (m, 5H), 1.53-1.31 (m, 6H), 1.29-1.16 (m, 7H), 1.08-0.94 (m, 2H), 0.93-0.88 (m, 9H), 0.87-0.81 (m, 3H), 0.65 (s, 3H).

LCMS Rt = 1.179 min in 2.0 min chromatography, 30-90AB_E, purity 100%, MS ESI calcd. for C₂₉H₄₇O₂ [M+H-H₂O]⁺ 427, found 427.

10 [00252] **Example 7. Synthesis of Compound 8.**

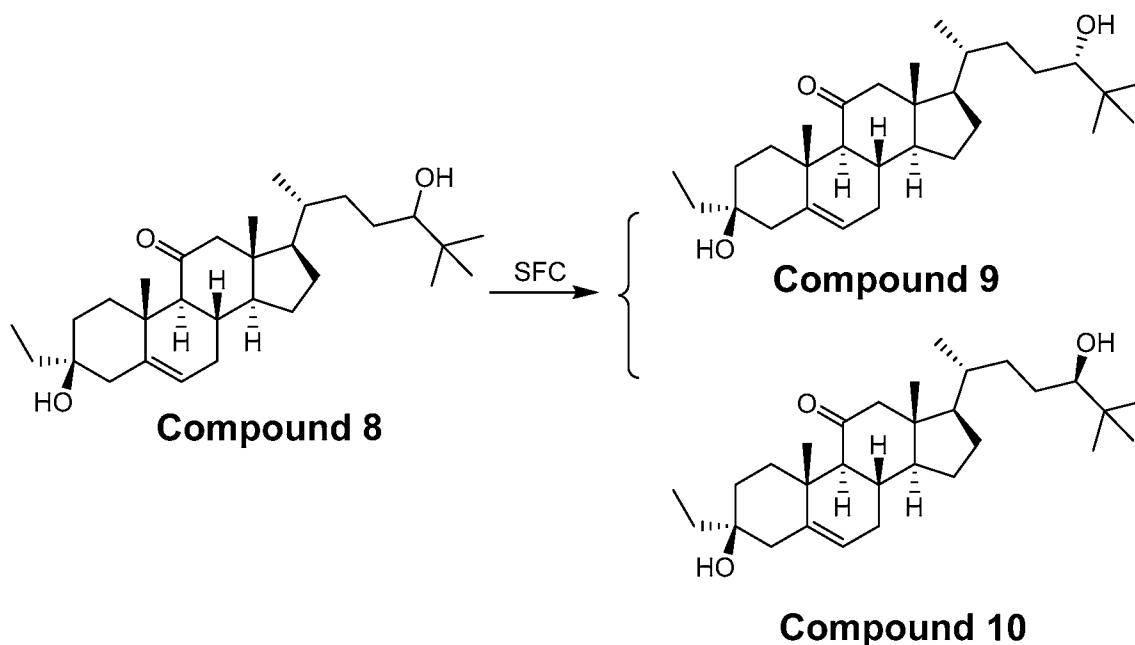


Synthesis of G1. To a solution of diisopropylamine (320 mg, 3.2 mmol) in THF (0.5 mL) was added *n*-BuLi (1.1 mL, 2.5 M in hexane, 2.8 mmol) at -70°C under N₂. After addition, the mixture was stirred at 15°C for 10 minutes. A solution of **D13** (400 mg, 0.80 mmol) in THF (3 mL) was added at -70°C. After stirring at -70°C for 1h, 2-(*tert*-butyl)oxirane (120 mg, 1.2 mmol) was added at -70°C. The mixture was stirred at -70°C for another 1 h, after which time the mixture was warmed to 15°C and stirred for 16 hrs. The reaction mixture was quenched

with saturated NH_4Cl (30 mL) and extracted with EtOAc (2 x 15 mL). The combined organic phase was dried over Na_2SO_4 , filtered, and concentrated to give **G1** (400 mg, crude) as a solid, which was used for the next step directly.

Synthesis of Compound 8. To a solution of **G1** (400 mg, 0.67 mmol) in MeOH (40 mL) was added NiCl_2 (17 mg, 0.13 mmol) and Mg powder (640 mg, 27 mmol) at 65°C in one portion. After stirring at 65°C for 10 minutes, another batch of Mg powder (320 mg, 13 mmol) was added at 65°C in one portion. After stirring at 65°C for another 10 minutes, the mixture was quenched with HCl (20 mL, 2N) until the reaction became clear and extracted with EtOAc (3 x 15 mL). The combined organic layer was washed with sat. NH_4Cl (50 mL), dried over Na_2SO_4 , filtered, concentrated and purified by silica gel chromatography (0-15% of EtOAc in PE) to give impure **Compound 8** (80 mg, 26%) as a solid.

[00253] **Example 8. Preparation of Compound 9 and Compound 10.**



80 mg of **Compound 8** was separated by SFC ((column: AD(250mm*30mm,5um), gradient: 35-35% B (A= 0.05% $\text{NH}_3/\text{H}_2\text{O}$, B= MeOH), flow rate: 60 mL/min)) to give **Compound 9** (Peak 1, 21 mg, 26%) and **Compound 10** (Peak 2, 13 mg, 16%) as a solid.

SFC of Compound 8

SFC Peak 1: Rt = 5.107 min and Peak 2 Rt = 6.110 min in 10 min chromatography, AD_3_EtOH_DEA_5_40_25ML ("Column: Chiralpak AD-3 150×4.6mm I.D., 3μm Mobile phase: A: CO₂ B: ethanol (0.05% DEA) Gradient: from 5% to 40% of B in 5 min and hold 40% for 2.5 min, then 5% of B for 2.5 min Flow rate: 2.5mL/min Column temp.: 35°C").

5 **Compound 9 data**

¹H NMR (400 MHz, CDCl₃) δ 5.30-5.25 (m, 1H), 3.14-3.04 (m, 1H), 2.68-2.54 (m, 2H), 2.38-2.31 (m, 1H), 2.26-2.19 (m, 1H), 2.14-1.93 (m, 3H), 1.84-1.69 (m, 5H), 1.68-1.58 (m, 4H), 1.47-1.35 (m, 4H), 1.34-1.23 (m, 3H), 1.22 (s, 3H), 1.20-1.14 (m, 1H), 1.11-0.95 (m, 3H), 0.94-0.87 (m, 12H), 0.86-0.81 (m, 3H), 0.65 (s, 3H),

10 **LCMS** Rt = 1.216 min in 2.0 min chromatography, 30-90AB_E, purity 100%, MS ESI calcd. for C₃₀H₄₉O₂ [M+H-H₂O]⁺ 441, found 441.

SFC Rt = 5.096 min in 10 min chromatography, AD_3_EtOH_DEA_5_40_25ML, 100%de.

The absolute stereochemistry of **Compound 9** was determined by X-ray crystallography. The structure of **Compound 10** was subsequently inferred from the X-ray
15 crystal structure of **Compound 9**.

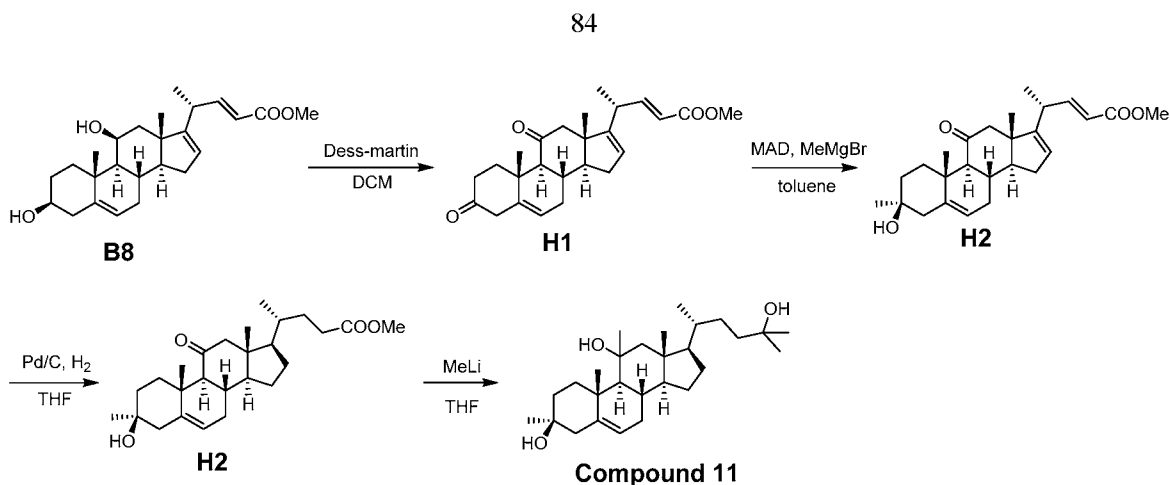
Compound 10 data

¹H NMR (400 MHz, CDCl₃) δ 5.30-5.25 (m, 1H), 3.17-3.11 (m, 1H), 2.68-2.54 (m, 2H), 2.38-2.31 (m, 1H), 2.26-2.19 (m, 1H), 2.14-1.97 (m, 3H), 1.86-1.71 (m, 4H), 1.68-1.58 (m, 3H), 1.50-1.34 (m, 7H), 1.32-1.24 (m, 4H), 1.23-1.17 (m, 4H), 1.02-0.94 (m, 1H), 0.93-0.87 (m,
20 12H), 0.86-0.82 (m, 3H), 0.66 (s, 3H).

LCMS Rt = 1.211 min in 2.0 min chromatography, 30-90AB_E, purity 100%, MS ESI calcd. for C₃₀H₄₉O₂ [M+H-H₂O]⁺ 441, found 441.

SFC Rt = 6.049 min in 10 min chromatography, AD_3_EtOH_DEA_5_40_25ML, 100%de.

[00254] **Example 9. Syntheses of Compound 11.**



Synthesis of H1. To a solution of **B8** (200 mg, 0.5 mmol) in DCM (20 mL) was added DMP (840 mg, 2 mmol). After stirring at 15°C for 2 hrs, the mixture was filtered and the filter cake was washed with DCM (2 x 10 mL). The filtrate was quenched with saturated Na₂SO₃ and NaHCO₃ (50 mL, v/v = 1/1) and the resulting solution was washed with DCM (2 x 10 mL) to give **H1** (220 mg, crude) as an oil, which was used directly.

¹H NMR (400 MHz, CDCl₃) δ 6.91-6.85 (m, 1H), 5.88-5.84 (m, 1H), 5.55-5.50 (m, 1H), 5.40-5.39 (m, 1H), 3.75 (s, 3H), 3.35-3.25 (m, 1H), 3.02-2.82 (m, 3H), 2.60-1.82 (m, 8H), 1.49-1.15 (m, 8H), 0.90-0.72 (m, 5H).

Synthesis of H2. To a solution of 2,6-di-*tert*-butyl-4-methylphenol (610 mg, 2.8 mmol) in toluene (20 mL) was added AlMe₃ (1.40 mL, 2 M in toluene, 2.8 mmol) dropwise at 0°C. After stirring at 15°C for 1 h, a solution of compound **H1** (220 mg, 0.55 mmol) in toluene (5 mL) was added dropwise at -78°C dropwise under N₂. The mixture was stirred at -78°C for 1 h and MeMgBr (0.92 mL, 3 M in ether, 2.8 mmol) was added dropwise at -70°C. The mixture was stirred at -70°C for another 1 h, quenched with citric acid solution (30 mL) and then extracted with EtOAc (2 x 15 mL). The combined organic phase was dried, filtered, concentrated and purified by combi-flash (0~25% of EtOAc in PE) to give **H2** (90 mg, 39%) as a solid.

¹H NMR (400 MHz, CDCl₃) δ 6.91-6.85 (m, 1H), 5.84-5.79 (m, 1H), 5.51-5.50 (m, 1H), 5.30-5.29 (m, 1H), 3.72 (s, 3H), 2.98-2.92 (m, 1H), 2.70-2.62 (m, 1H), 2.49-2.05 (m, 6H), 2.04-1.71 (m, 8H), 1.70-1.11 (m, 5H), 1.10-0.91 (m, 1H), 0.90-0.76 (m, 4H), 0.74 (s, 3H).

Synthesis of H3. To a solution of **H2** (90 mg, 0.22 mmol) in THF (10 mL) was added Pd/C (wet, 200 mg). The mixture was stirred at 15°C for 16 hrs under H₂ (15 psi). The mixture was filtered and concentrated to give **H3** (90 mg, 100%) as an oil.

¹H NMR (400 MHz, CDCl₃) δ 5.30-5.29 (m, 1H), 3.67 (s, 3H), 2.65-2.62 (m, 1H), 2.39-2.34 (m, 2H), 2.35-2.24 (m, 2H), 2.22-2.20 (m, 1H), 1.99-1.95 (m, 3H), 1.43 (s, 3H), 1.42-1.22 (m, 12H), 1.10 (s, 3H), 0.90-0.89 (m, 6H), 0.65 (s, 3H).

Synthesis of Compound 11. To a solution of **H3** (90 mg, 0.22 mmol) in THF (10 mL) was added MeLi (0.68 mL, 1.1 mmol, 1.6 M in THF) under N₂. After stirring at 15°C for 1 h, the mixture was quenched with saturated NH₄Cl (10 mL) and extracted with EtOAc (3 x 5 mL). The combined organic phase was dried over Na₂SO₄, filtered, concentrated and purified by flash column (15% of EtOAc in PE/DCM = 2/1) to give 35 mg impure product, which was recrystallized from MeCN (2 mL) for 3 times to give pure **Compound 11** (6 mg, 6%) as a solid.

¹H NMR (400 MHz, CDCl₃) δ 5.30-5.29 (m, 1H), 2.55-2.45 (m, 1H), 2.25-2.15 (m, 1H), 2.10-2.01 (m, 1H), 2.00-1.92 (m, 2H), 1.90-1.71 (m, 4H), 1.70-1.58 (m, 2H), 1.55-1.22 (m, 15H), 1.21-0.98 (m, 15H), 0.97-0.92 (m, 3H), 0.88 (s, 3H).

LCMS Rt = 1.079 min in 2.0 min chromatography, 30-90AB_ELSD, purity 100%, MS ESI calcd. for C₂₈H₄₅O [M+H-2H₂O]⁺ 397, found 397.

Table 1. NMDA Potentiation

Compound	GluN2A PCA IWB Ephys %potentiation at 3 μM	GluN2B PCA IWB Ephys %potentiation at 3 μM
Compound 1	B	B

Compound	GluN2A PCA IWB Ephys %potentiation at 3 μ M	GluN2B PCA IWB Ephys %potentiation at 3 μ M
Compound 2	A	A
Compound 3	A	B
Compound 4	B	B
Compound 11	B	B

For **Table 1**, “A” indicates % potentiation up to 100%, and “B” indicates potentiation of >100% as described in the above section entitled “Potentiating effect of positive allosteric modulators (PAM) on the channel.”

5 **Table 2. EC₅₀ and E_{Max} Data**

Compound	GluN2A PCA EC ₅₀ (nM)	GluN2B PCA EC ₅₀ (nM)	GluN2A PCA E _{Max} (%)	GluN2B PCA E _{Max} (%)
Compound 1	E	E	I	I

Compound	GluN2A PCA EC₅₀ (nM)	GluN2B PCA EC₅₀ (nM)	GluN2A PCA E_{Max} (%)	GluN2B PCA E_{Max} (%)
Compound 2	F	E	H	H
Compound 3	G	E	H	I
Compound 4	D	D	I	I
Compound 5	D	D	I	I
Compound 6	C	C	I	I
Compound 7	C	C	I	I
Compound 9	C	C	J	I

Compound	GluN2A PCA EC ₅₀ (nM)	GluN2B PCA EC ₅₀ (nM)	GluN2A PCA E _{Max} (%)	GluN2B PCA E _{Max} (%)
Compound 10	C	C	J	I
Compound 11	E	F	I	I

For **Table 2**, “C” indicates an EC₅₀ of 1 to 100 nM, “D” indicates an EC₅₀ of greater than 100 nM up to 500 nM, “E” indicates an EC₅₀ greater than 500 nM up to 1 μM; “F” indicates an EC₅₀ of greater than 1 μM to 9.999 μM; “G” indicates an EC₅₀ greater than or equal to 10 μM, “H” indicates an E_{Max} of up to 100%, and “I” indicates an E_{max} between 100% and 500%, and “J” indicates an E_{max} greater than 500%.

Other Embodiments

[00255] In the claims articles such as “a,” “an,” and “the” may mean one or more than one unless indicated to the contrary or otherwise evident from the context. Claims or descriptions that include “or” between one or more members of a group are considered satisfied if one, more than one, or all of the group members are present in, employed in, or otherwise relevant to a given product or process unless indicated to the contrary or otherwise evident from the context. The invention includes embodiments in which exactly one member of the group is present in, employed in, or otherwise relevant to a given product or process. The invention includes embodiments in which more than one, or all of the group members are present in, employed in, or otherwise relevant to a given product or process.

[00256] Furthermore, the invention encompasses all variations, combinations, and permutations in which one or more limitations, elements, clauses, and descriptive terms from one or more of the listed claims is introduced into another claim. For example, any claim that is dependent on another claim can be modified to include one or more limitations found in any other claim that is dependent on the same base claim. Where elements are presented as lists,

2017292870 16 Sep 2021

e.g., in Markush group format, each subgroup of the elements is also disclosed, and any element(s) can be removed from the group. It should be understood that, in general, where the invention, or aspects of the invention, is/are referred to as comprising particular elements and/or features, certain embodiments of the invention or aspects of the invention consist, or consist essentially of, such elements and/or features. For purposes of simplicity, those embodiments have not been specifically set forth *in haec verba* herein. It is also noted that the terms “comprising” and “containing” are intended to be open and permits the inclusion of additional elements or steps. Where ranges are given, endpoints are included. Furthermore, unless otherwise indicated or otherwise evident from the context and understanding of one of ordinary skill in the art, values that are expressed as ranges can assume any specific value or sub-range within the stated ranges in different embodiments of the invention, to the tenth of the unit of the lower limit of the range, unless the context clearly dictates otherwise.

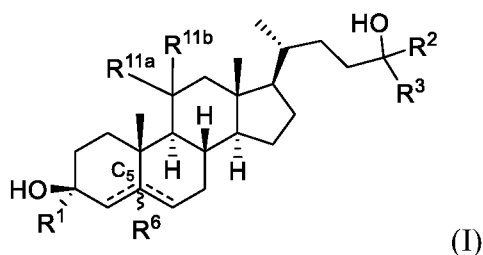
[00257] This application refers to various issued patents, published patent applications, journal articles, and other publications, all of which are incorporated herein by reference. If there is a conflict between any of the incorporated references and the instant specification, the specification shall control. In addition, any particular embodiment of the present invention that falls within the prior art may be explicitly excluded from any one or more of the claims. Because such embodiments are deemed to be known to one of ordinary skill in the art, they may be excluded even if the exclusion is not set forth explicitly herein. Any particular embodiment of the invention can be excluded from any claim, for any reason, whether or not related to the existence of prior art.

[00257a] The reference to any prior art in this specification is not, and should not be taken as, an acknowledgement or any form of suggestion that the prior art forms part of the common general knowledge.

[00258] Those skilled in the art will recognize or be able to ascertain using no more than routine experimentation many equivalents to the specific embodiments described herein. The scope of the present embodiments described herein is not intended to be limited to the above description, but rather is as set forth in the appended claims. Those of ordinary skill in the art will appreciate that various changes and modifications to this description may be made without departing from the spirit or scope of the present invention, as defined in the following claims.

Claims:

1. A compound of Formula (I):



or a pharmaceutically acceptable salt thereof, wherein:

R¹ is hydrogen or substituted or unsubstituted C₁-C₆ alkyl;

each of R² and R³ is independently hydrogen, substituted or unsubstituted C₁-C₆ alkyl, or substituted or unsubstituted C₃-C₁₀ carbocyclyl, or

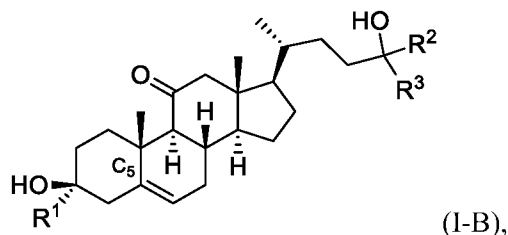
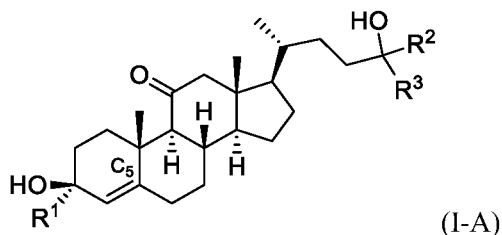
R² and R³, together with the carbon atom to which they are attached, form a substituted or unsubstituted 3-8 membered ring;

R⁶ is absent or hydrogen;

R^{11a} is hydrogen or substituted or unsubstituted C₁-C₆ alkyl and R^{11b} is -OH, or substituted or unsubstituted C₁-C₆ alkyl, or R^{11a} and R^{11b} are joined together to form oxo; and

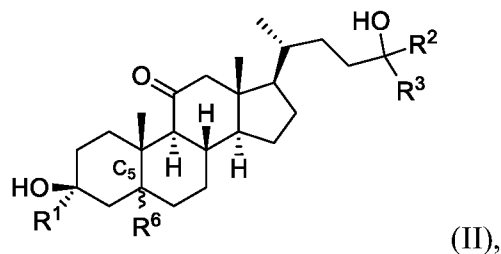
==== represents a single or double bond, wherein when one ==== is a double bond, the other ==== is a single bond; and when one of the ==== is a double bond, R⁶ is absent.

2. The compound of claim 1 or a pharmaceutically acceptable salt thereof, wherein the compound of Formula (I) is a compound of Formula (I-A) or Formula (I-B):



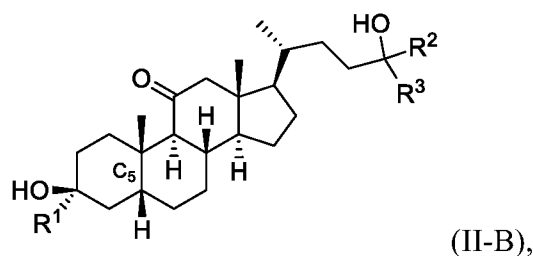
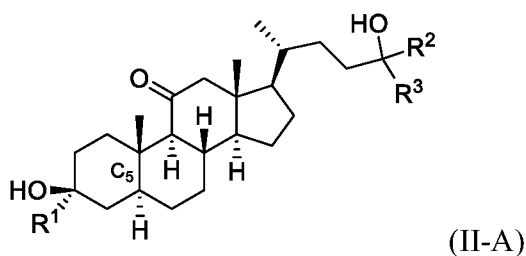
or a pharmaceutically acceptable salt thereof.

3. The compound of claim 1, wherein the compound of Formula (I) is a compound of Formula (II):



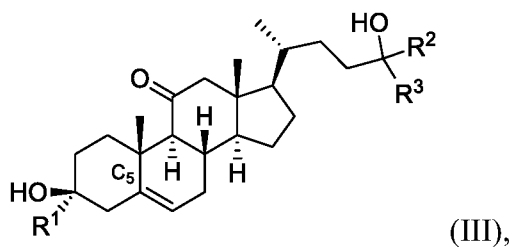
or a pharmaceutically acceptable salt thereof.

4. The compound of claim 1, wherein the compound of Formula (II) is a compound of Formula (II-A) or Formula (II-B):



or a pharmaceutically acceptable salt thereof.

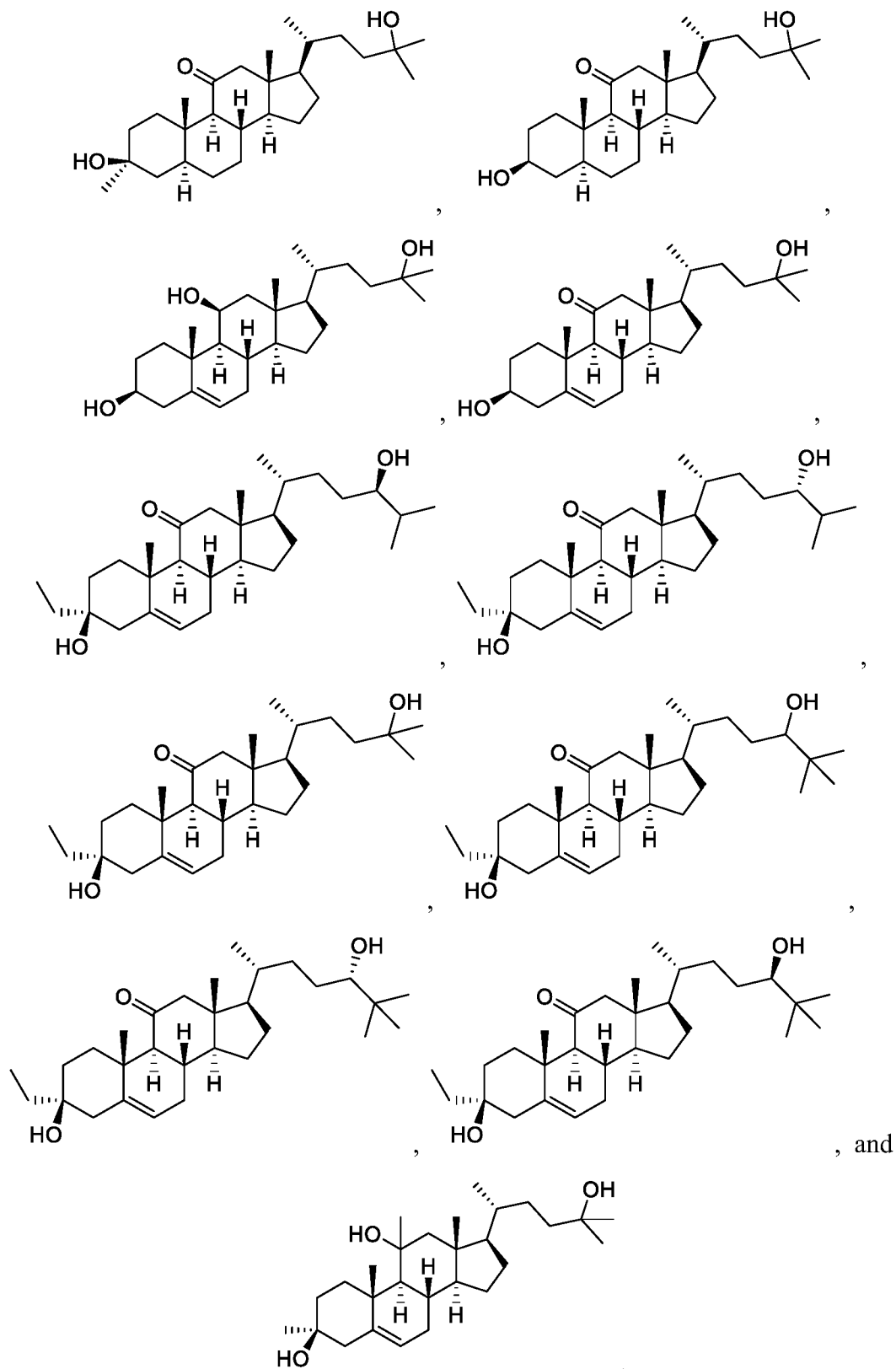
5. The compound of claim 1, wherein the compound of Formula (I) is a compound of Formula (III):



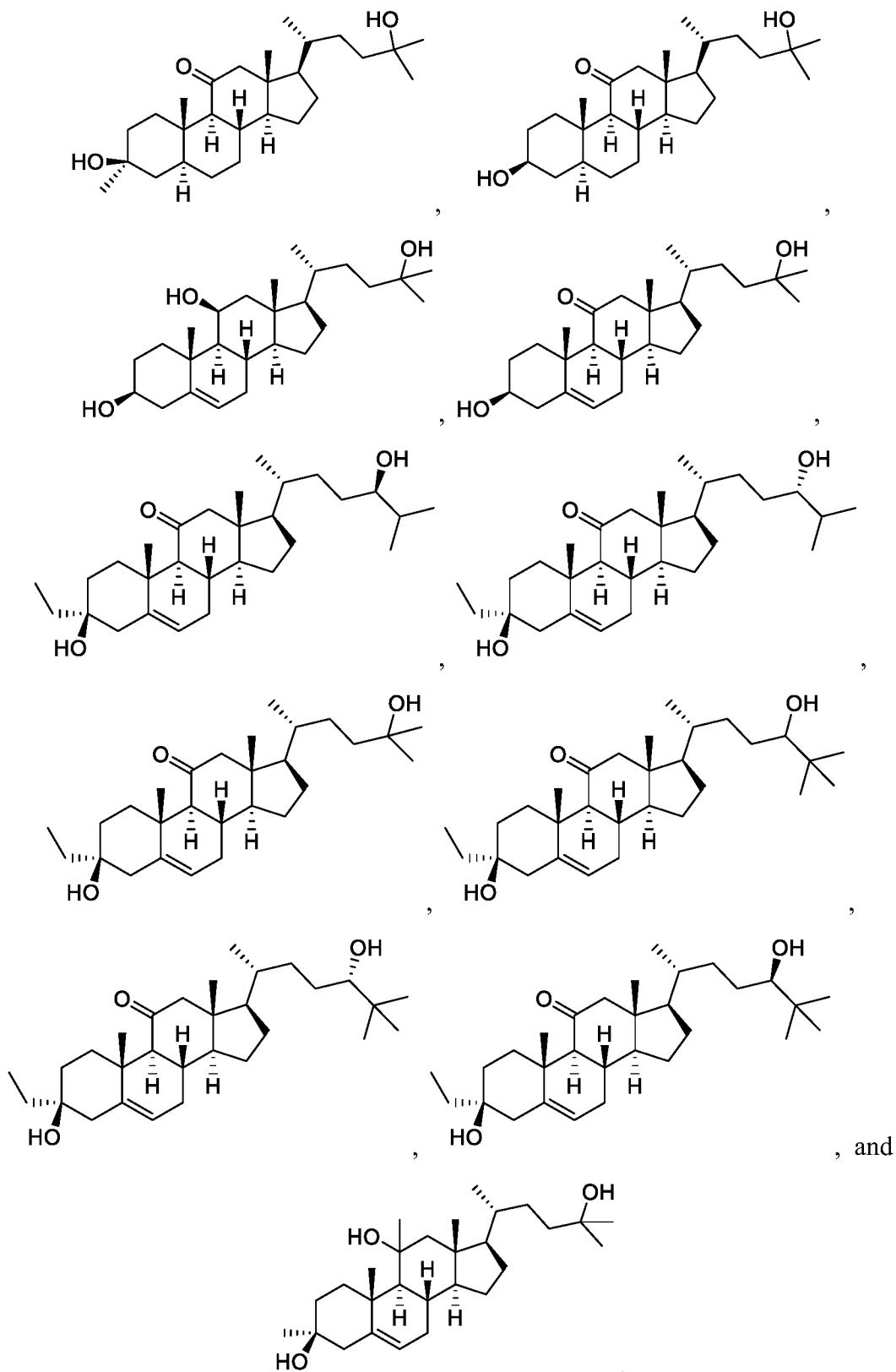
or a pharmaceutically acceptable salt thereof.

6. The compound of any one of claims 1-5 or a pharmaceutically acceptable salt thereof, wherein R^1 is substituted or unsubstituted C_{1-6} alkyl.
7. The compound of any one of claims 1-5 or a pharmaceutically acceptable salt thereof, wherein R^1 is hydrogen, methyl or ethyl, $-CHF_2$, $-CF_3$, $-CH_2OCH_3$, or $-CH_2OCH_2CH_3$.
8. The compound of any one of claims 1-5 or a pharmaceutically acceptable salt thereof, wherein R^1 is unsubstituted C_{1-6} alkyl.

9. The compound of any one of claims 1-5 or a pharmaceutically acceptable salt thereof, wherein R^1 is hydrogen.
10. The compound of any one of claims 1-5 or a pharmaceutically acceptable salt thereof, wherein R^1 is $-\text{CH}_3$.
11. The compound of any one of claims 1-5 or a pharmaceutically acceptable salt thereof, wherein R^1 is $-\text{CH}_2\text{CH}_3$.
12. The compound of any one of claims 1-5 or a pharmaceutically acceptable salt thereof, wherein each of R^2 and R^3 is independently hydrogen, methyl, ethyl, propyl, isopropyl, cyclopropyl, butyl, $-\text{CF}_3$, or $-\text{CH}_2\text{CF}_3$.
13. The compound of claim 12 or a pharmaceutically acceptable salt thereof, wherein each of R^2 and R^3 is independently methyl, isopropyl, or *tert*-butyl.
14. The compound of claim 12 or a pharmaceutically acceptable salt thereof, wherein R^2 is hydrogen, methyl, ethyl, or $-\text{CF}_3$.
15. The compound of any one of claims 1-5 or a pharmaceutically acceptable salt thereof, wherein R^3 is methyl, ethyl, propyl, isopropyl, cyclopropyl, butyl, $-\text{CF}_3$, or $-\text{CH}_2\text{CF}_3$.
16. The compound of claim 1 or a pharmaceutically acceptable salt thereof, wherein R^{11a} is hydrogen and R^{11b} is $-\text{OH}$.
17. The compound of claim 1 or a pharmaceutically acceptable salt thereof, wherein R^{11a} is substituted or unsubstituted $\text{C}_1\text{-C}_6$ alkyl and R^{11b} is $-\text{OH}$.
18. The compound of claim 1 or a pharmaceutically acceptable salt thereof, wherein R^{11a} and R^{11b} are joined together to form oxo.
19. The compound of any one of claims 1 and 6-18, wherein each of --- is a single bond.
20. A compound selected from the group consisting of:



21. A pharmaceutically acceptable salt of a compound selected from the group consisting of:



22. A pharmaceutical composition comprising a compound of any one of claims 1-20, and a pharmaceutically acceptable carrier.
23. A pharmaceutical composition comprising a pharmaceutically acceptable salt of a compound of any one of claims 1-19 and 21, and a pharmaceutically acceptable carrier.
24. A method of inducing NMDA receptor-mediated sedation or anesthesia comprising administering to a subject an effective amount of a compound or pharmaceutically acceptable salt thereof of any one of claims 1-21, or a pharmaceutical composition of claim 22 or 23.
25. A method for treating or preventing an NMDA receptor-mediated disorder, comprising administering to a subject in need thereof an effective amount of a compound or pharmaceutically acceptable salt thereof of any one of claims 1-21, or a pharmaceutical composition of claim 22 or 23, wherein the disorder is a gastrointestinal (GI) disorder, irritable bowel syndrome (IBS), inflammatory bowel disease (IBD) ulcerative colitis, colitis, Crohn's disease cancer, diabetes or a sterol synthesis disorder.
26. The method of claim 25, wherein the NMDA receptor-mediated disorder is inflammatory bowel disease.
27. The method of claim 25, wherein the NMDA receptor-mediated disorder is cancer, diabetes, or a sterol synthesis disorder.
28. A method for treating or preventing an NMDA receptor-mediated CNS condition comprising administering to a subject in need thereof an effective amount of a compound or pharmaceutically acceptable salt thereof of any one of claims 1-21, or a pharmaceutical composition of claim 22 or 23.
29. The method according to claim 28, wherein the NMDA receptor-mediated CNS condition is an adjustment disorder, anxiety disorder, cognitive disorder, dissociative disorder, eating disorder, mood disorder, schizophrenia or other psychotic disorder, sleep disorder, substance-related disorder, personality disorder, autism spectrum disorders, neurodevelopmental disorder, multiple sclerosis, sterol synthesis disorders, pain, encephalopathy secondary to a medical

condition, seizure disorder, stroke, traumatic brain injury, movement disorder, vision impairment, hearing loss, or tinnitus.

30. The method according to claim 29, wherein the NMDA receptor-mediated CNS condition is sterol synthesis disorder.

31. The method according to claim 29, wherein the NMDA receptor-mediated CNS condition is schizophrenia.

32. The method according to claim 29, wherein the NMDA receptor-mediated CNS condition is an autism spectrum disorder.

33. The method according to claim 29, wherein the NMDA receptor-mediated CNS condition is a movement disorder, wherein the movement disorder is Huntington's disease or Parkinson's disease.

Sage Therapeutics, Inc.
Patent Attorneys for the Applicant/Nominated Person
SPRUSON & FERGUSON