



US00D769562S

(12) **United States Design Patent** (10) **Patent No.:** **US D769,562 S**  
**Damaschke et al.** (45) **Date of Patent:** **\*\* Oct. 18, 2016**

(54) **GLOVE SUPPORT**

(71) Applicant: **Hankscraft, Inc.**, Reedsburg, WI (US)

(72) Inventors: **Kelly G. Damaschke**, Loganville, WI (US); **Joseph J. Hennessy**, Reedsburg, WI (US)

(73) Assignee: **Hankscraft, Inc.**, Reedsburg, WI (US)

(\*\*) Term: **14 Years**

(21) Appl. No.: **29/523,839**

(22) Filed: **Apr. 14, 2015**

(51) **LOC (10) Cl.** ..... **07-05**

(52) **U.S. Cl.**  
USPC ..... **D32/59**

(58) **Field of Classification Search**  
USPC ..... D32/59, 25, 43; D20/33; D2/623;  
D12/123; 223/78; 206/204  
CPC ..... A63B 71/0036; A63B 71/143; A63B  
2102/18; D06F 59/04; A45C 13/03  
See application file for complete search history.

(56) **References Cited**

**U.S. PATENT DOCUMENTS**

686,884	A *	11/1901	Becker	.....	D06F 59/04
					223/79
D193,408	S *	8/1962	Goldman	.....	D32/59
D195,137	S *	4/1963	Jennings	.....	D32/59
3,477,622	A *	11/1969	Appelt	.....	D06F 59/04
					223/78
5,692,316	A *	12/1997	Antal	.....	A47L 23/205
					34/106
D391,720	S *	3/1998	Schoenewolf	.....	D32/59
D393,573	S *	4/1998	Caldwell	.....	D20/33
D426,926	S *	6/2000	Julien	.....	D32/59
6,085,436	A *	7/2000	Peet	.....	D06F 59/04
					223/78
6,497,340	B2	12/2002	Grinberg		
6,578,729	B2	6/2003	Grinberg		
D556,410	S *	11/2007	Reyniers	.....	D32/59
D563,070	S *	2/2008	Palese	.....	D32/59

D585,169	S *	1/2009	Barzegar	.....	D32/58
D640,434	S *	6/2011	Krautner	.....	D32/59
D643,592	S *	8/2011	Choi	.....	D2/623
D655,878	S *	3/2012	Hajduk	.....	D32/59
2007/0150996	A1	7/2007	McCarville		

**OTHER PUBLICATIONS**

U.S. Appl. No. 14/747,715, filed Jun. 23, 2015, 31pgs.  
U.S. Appl. No. 29/523,847, filed Apr. 14, 2015, 8pgs.  
U.S. Appl. No. 29/531,065, filed Jun. 23, 2015, 8pgs.  
U.S. Appl. No. 29/531,068, filed Jun. 23, 2015, 23pgs.

\* cited by examiner

*Primary Examiner* — Austin Murphy

(74) *Attorney, Agent, or Firm* — Merchant & Gould P.C.

(57) **CLAIM**

The ornamental design for a glove support, as shown and described.

**DESCRIPTION**

FIG. 1 is a perspective view of a first embodiment of a glove support with a glove.

FIG. 2 is a front view of the embodiment shown in FIG. 1 and a glove.

FIG. 3 is a perspective view of the embodiment shown in FIG. 1.

FIG. 4 is a front view of the embodiment shown in FIG. 1.

FIG. 5 is a rear view of the embodiment shown in FIG. 1.

FIG. 6 is a right side view of the embodiment shown in FIG. 1.

FIG. 7 is a left side view of the embodiment shown in FIG. 1.

FIG. 8 is a top view of the embodiment shown in FIG. 1; and,

FIG. 9 is a bottom view of the embodiment shown in FIG. 1.

The broken lines illustrating the unclaimed portions of the glove form no part of the claimed design.

**1 Claim, 7 Drawing Sheets**

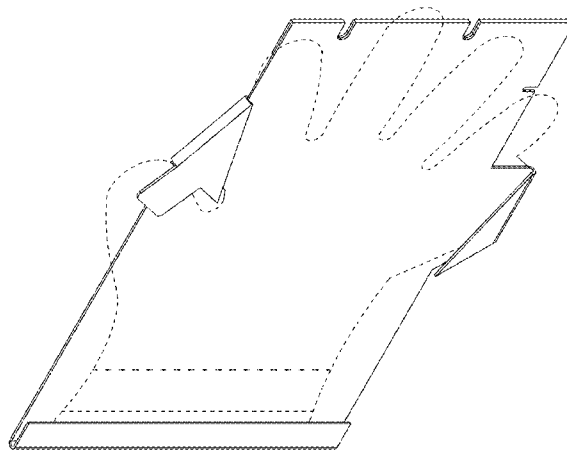


FIG. 1

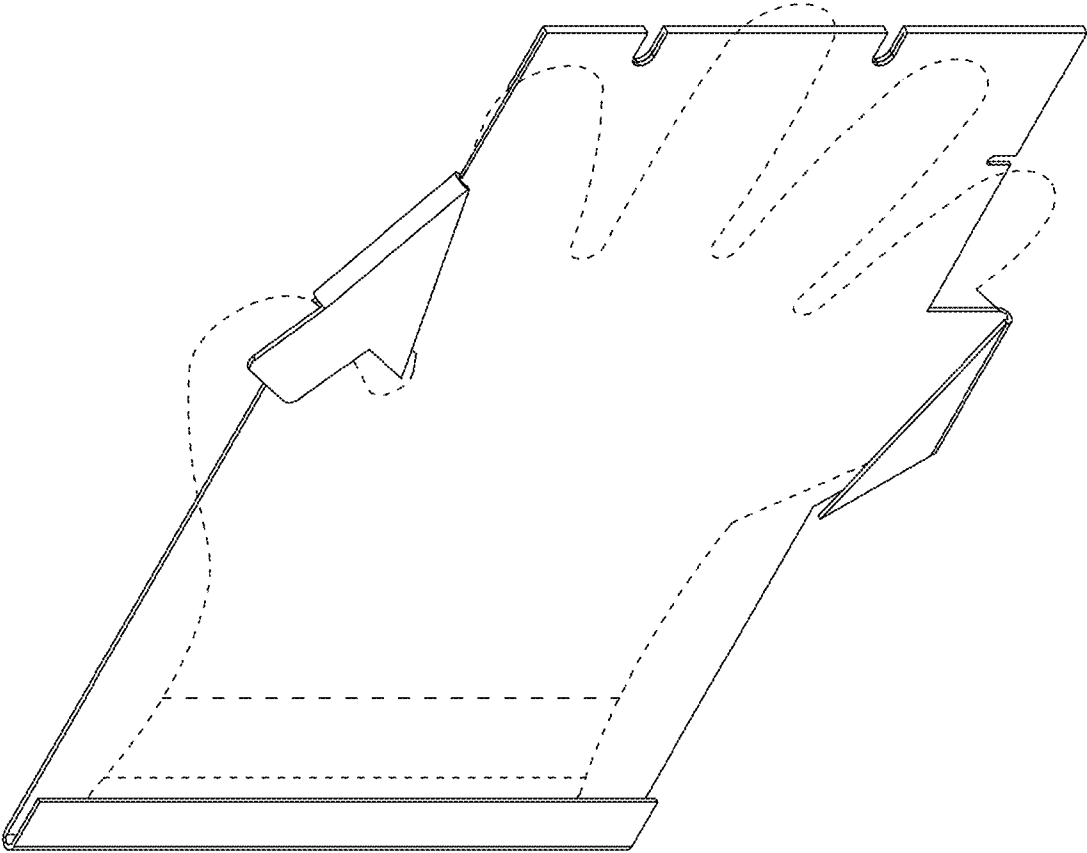


FIG. 2

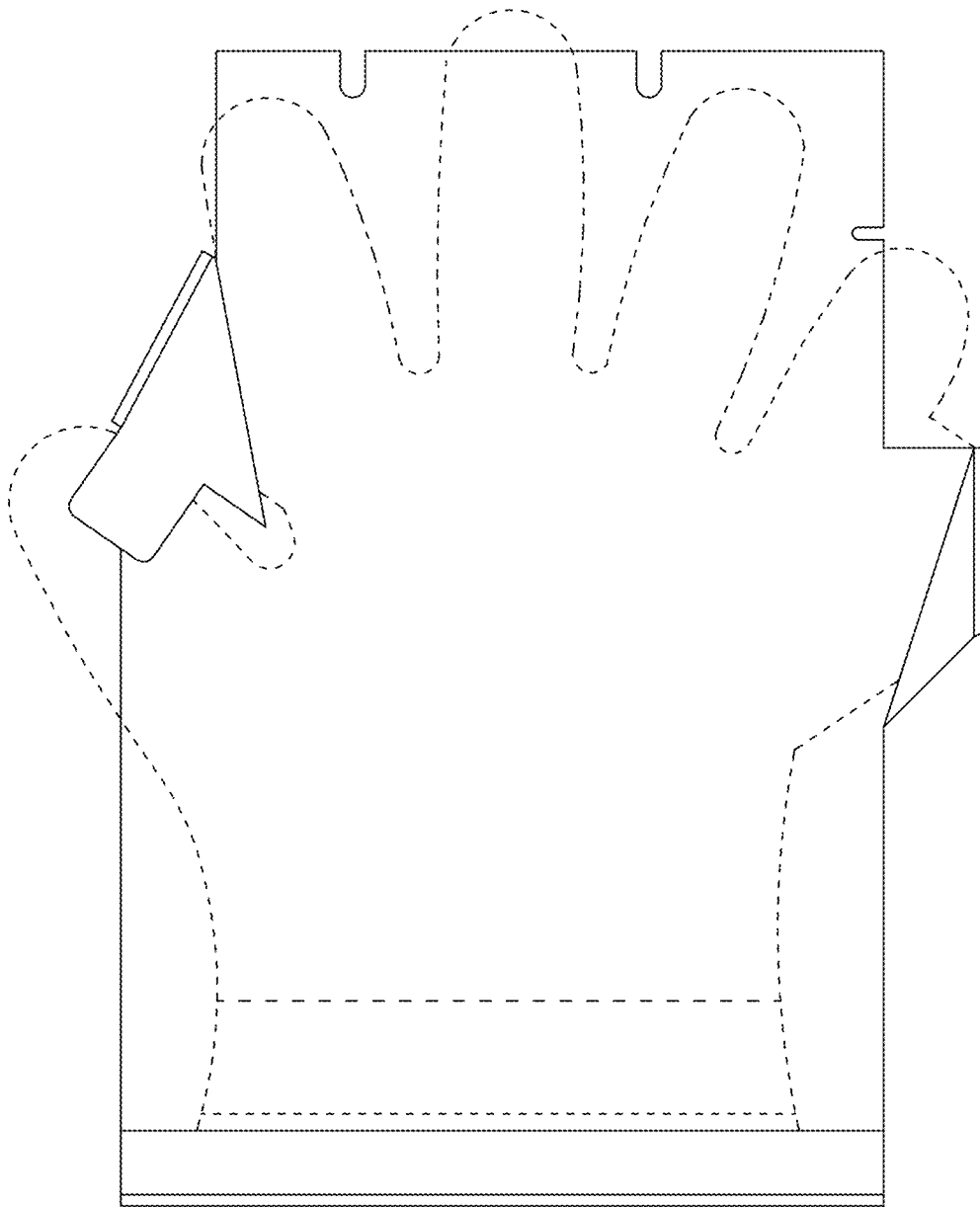


FIG. 3

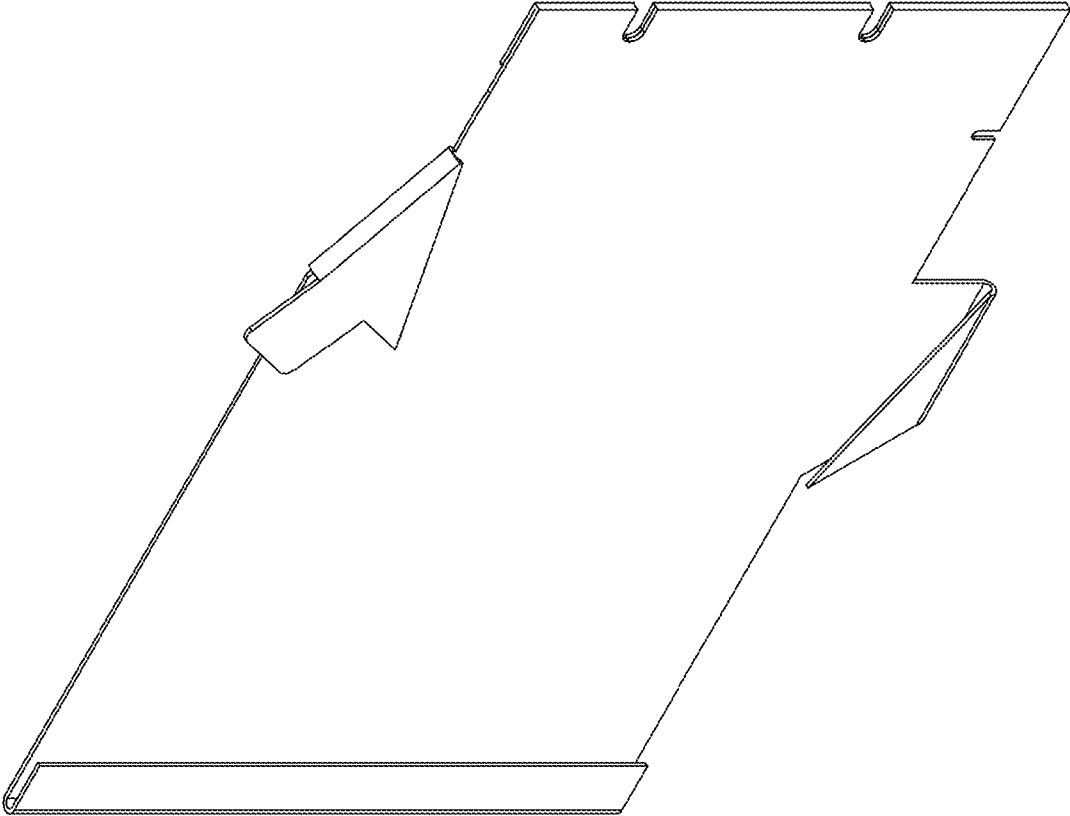


FIG. 4

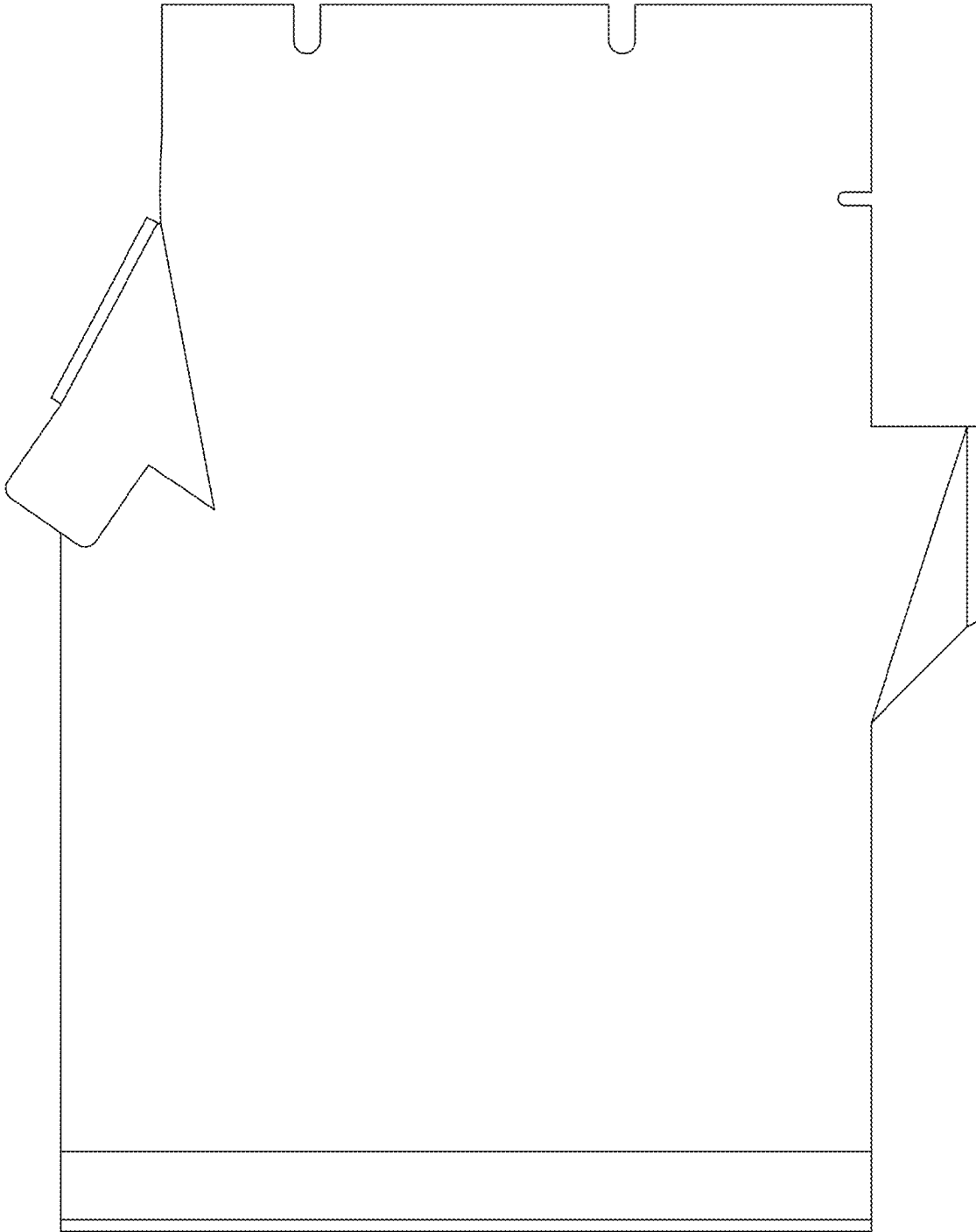


FIG. 5

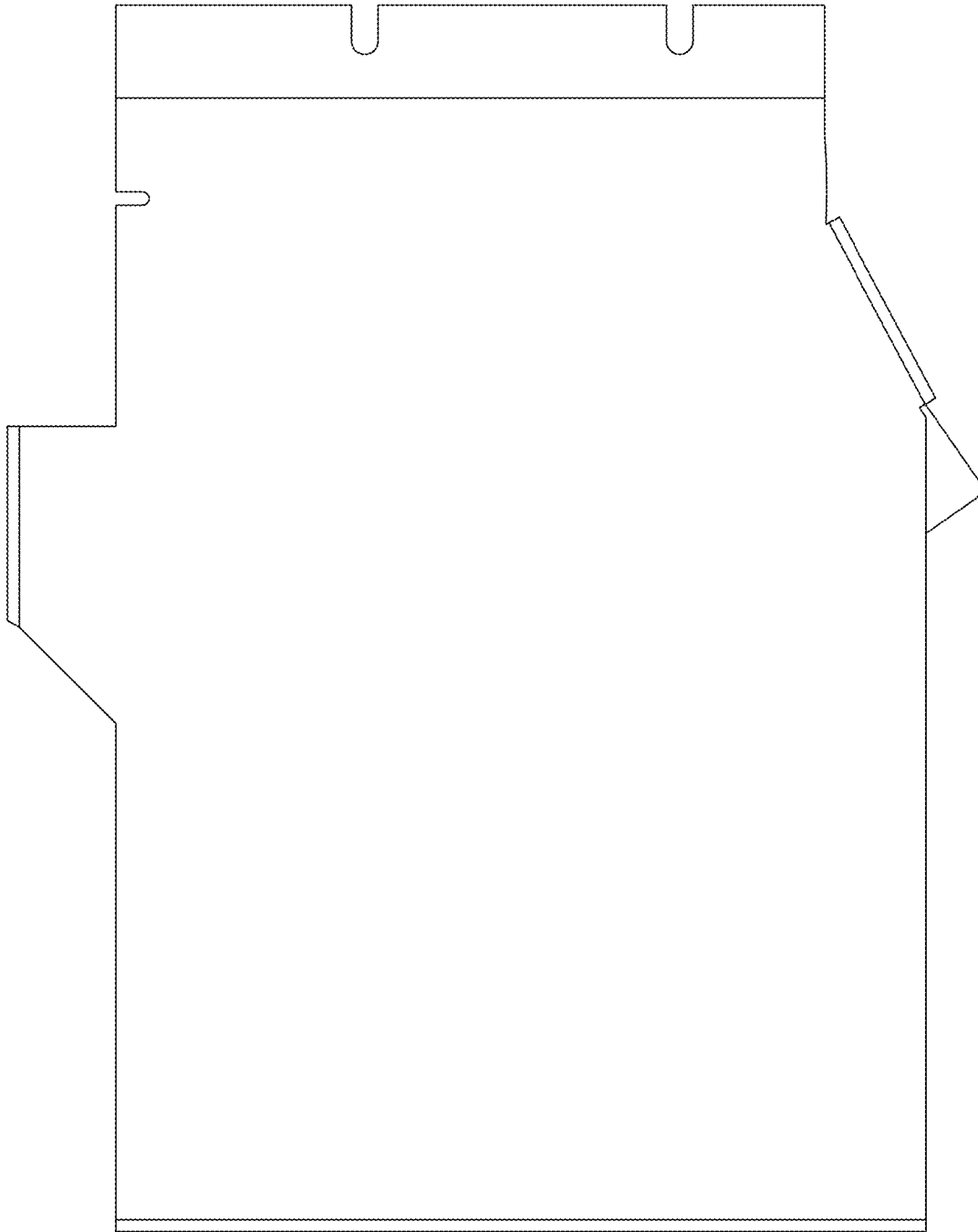
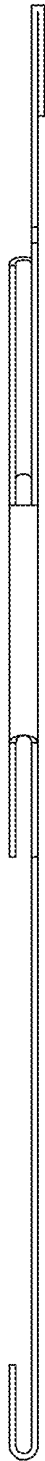


FIG. 6



FIG. 7






FIG. 8




FIG. 9