



US00D712434S

(12) **United States Design Patent**  
**Hastings et al.**

(10) **Patent No.:** **US D712,434 S**

(45) **Date of Patent:** **\*\* Sep. 2, 2014**

- (54) **TURBINE WHEEL**
- (71) Applicant: **Turbonetics, Inc.**, Simi Valley, CA (US)
- (72) Inventors: **Michal Hastings**, Simi Valley, CA (US);  
**Mark D. Steele**, Springfield, MO (US);  
**Nicholas C. D’Orsi**, Hanover, NH (US);  
**Brian Regnier**, Rancho Palos Verdes,  
CA (US)

6,860,715	B2	3/2005	Sekularac	
6,994,518	B2	2/2006	Simon et al.	
7,104,759	B2	9/2006	Tipton et al.	
D554,150	S *	10/2007	Fausett et al.	D15/5
7,278,461	B2	10/2007	Endo et al.	
D583,391	S *	12/2008	Metcalf	D15/7
7,481,625	B2 *	1/2009	Kim	416/185
D588,158	S *	3/2009	Fausett et al.	D15/5
D659,719	S *	5/2012	Austin et al.	D15/9
8,523,530	B2 *	9/2013	Merritt et al.	416/223 B

(Continued)

(73) Assignee: **Turbonetics, Inc.**, Simi Valley, CA (US)

(\*\*) Term: **14 Years**

(21) Appl. No.: **29/445,658**

(22) Filed: **Feb. 14, 2013**

(51) **LOC (10) Cl.** ..... **15-02**

(52) **U.S. Cl.**  
USPC ..... **D15/7**

(58) **Field of Classification Search**  
CPC ..... F01D 5/14; F01D 5/12; F01D 5/04;  
F02B 33/40; F04D 29/42  
USPC ..... D15/7-9; D23/231, 232; 417/410.1,  
417/359, 415-416, 234, 321, 265, 405;  
416/223 B, 188, 185, 203; 415/181  
See application file for complete search history.

**FOREIGN PATENT DOCUMENTS**

EP	0124325	11/1984
EP	0229519	7/1987

(Continued)

**OTHER PUBLICATIONS**

[http://www.china-turbocharger.com/Compressor\\_Wheel-385.htm](http://www.china-turbocharger.com/Compressor_Wheel-385.htm).  
Yamaha FX-SHO Monster Supercharger Wheel Impeller +2MPH.

*Primary Examiner* — Ralf Seifert  
(74) *Attorney, Agent, or Firm* — The Webb Law Firm

(57) **CLAIM**  
The ornamental design for a turbine wheel, as shown and described.

(56) **References Cited**

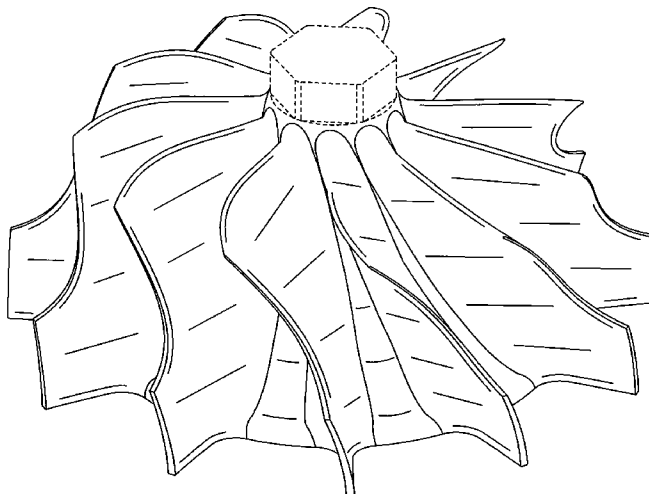
**U.S. PATENT DOCUMENTS**

2,465,671	A *	3/1949	Van Millingen et al.	416/188
4,850,802	A	7/1989	Pankratz et al.	
5,112,195	A *	5/1992	Cox	416/223 B
D368,480	S *	4/1996	Thirumalaisamy et al.	D15/5
5,639,217	A *	6/1997	Ohtsuki et al.	416/183
D382,881	S *	8/1997	Hoglund et al.	D15/7
6,386,839	B1 *	5/2002	Chuang	417/356
6,588,485	B1	7/2003	Decker	
6,663,347	B2	12/2003	Decker et al.	

**DESCRIPTION**

FIG. 1 is a perspective view of a turbine wheel that illustrates the novel design;  
FIG. 2 is a side elevational view of the turbine wheel of FIG. 1;  
FIG. 3 is a top view of the turbine wheel of FIG. 1; and,  
FIG. 4 is a bottom elevational view of the turbine wheel of FIG. 1.

**1 Claim, 4 Drawing Sheets**



(56)

**References Cited**

FOREIGN PATENT DOCUMENTS

U.S. PATENT DOCUMENTS

8,529,210	B2 *	9/2013	Merritt et al. ....	416/223 B
8,579,591	B2 *	11/2013	Ho et al. ....	416/203
8,668,446	B2 *	3/2014	Hofer et al. ....	415/181
2008/0289332	A1	11/2008	Decker et al.	
2009/0047134	A1	2/2009	Chen et al.	

GB	916896	1/1963
RU	2183772	6/2002
WO	2010-103055	9/2010

\* cited by examiner

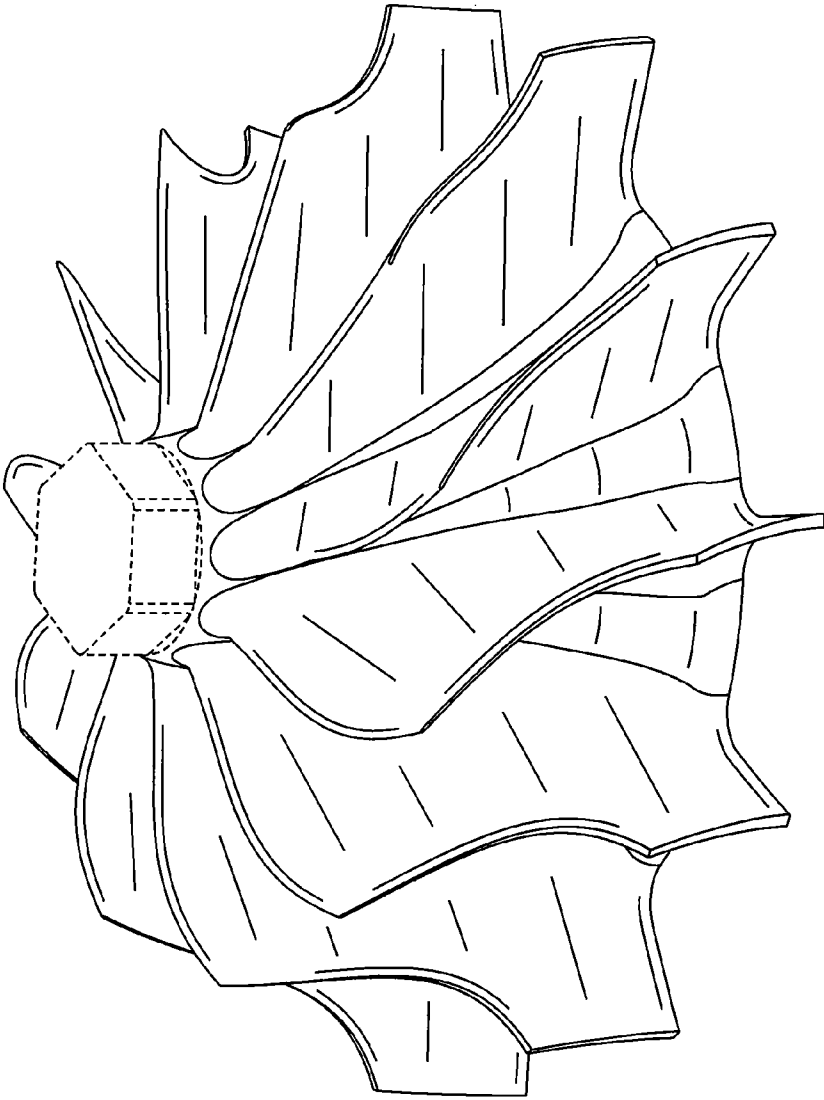


Fig. 1

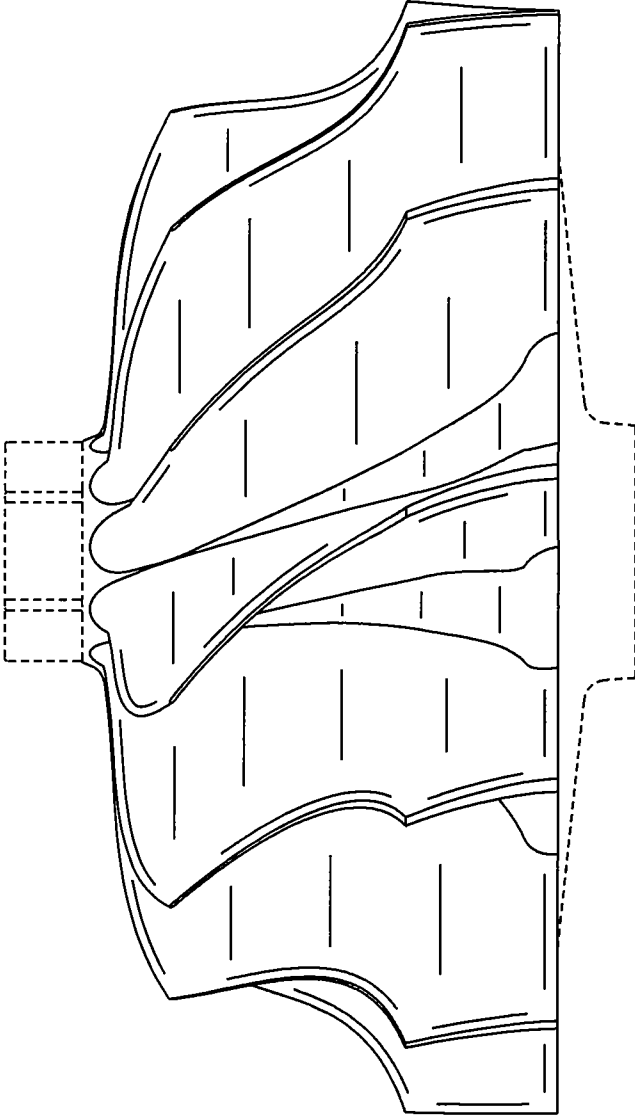


Fig. 2




Fig. 3

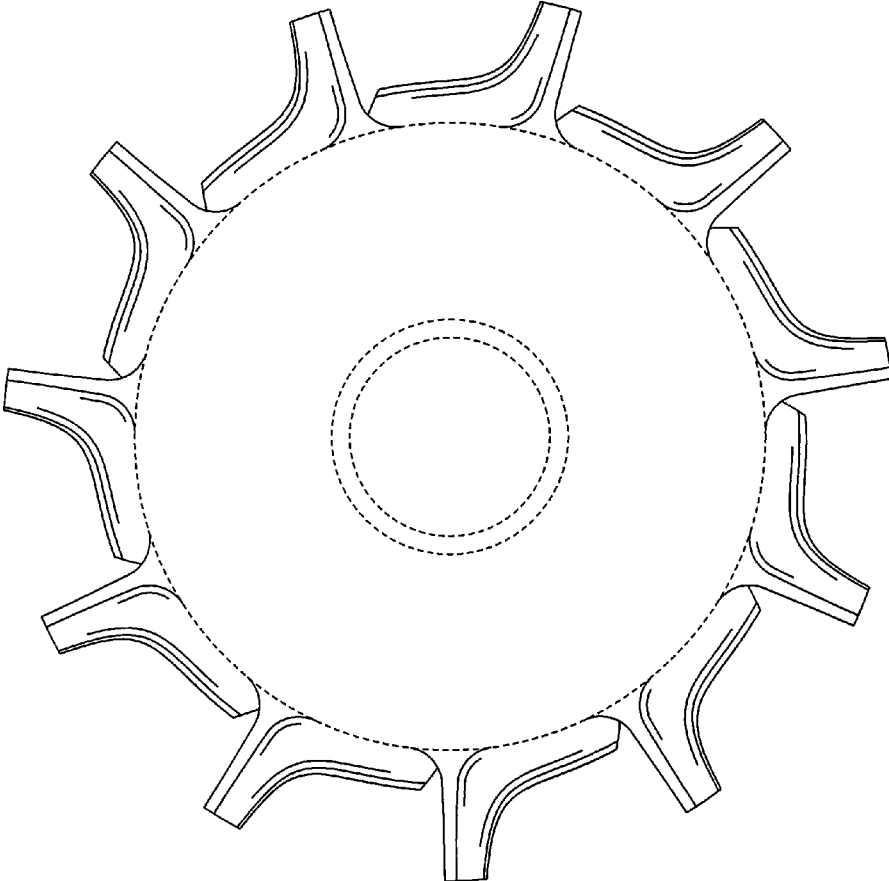


Fig. 4