



US00D712482S

(12) **United States Design Patent**
Bengyak

(10) **Patent No.:** **US D712,482 S**

(45) **Date of Patent:** **** Sep. 2, 2014**

(54) **HAND SIGN**

Primary Examiner — Mary Ann Calabrese

(71) Applicant: **Christopher Edward Bengyak**, Vero Beach, FL (US)

(57)

CLAIM

The ornamental design for a hand sign, as shown and described.

(72) Inventor: **Christopher Edward Bengyak**, Vero Beach, FL (US)

DESCRIPTION

(**) Term: **14 Years**

(21) Appl. No.: **29/442,127**

(22) Filed: **Dec. 13, 2012**

(51) **LOC (10) Cl.** **20-03**

(52) **U.S. Cl.**

USPC **D20/29; D20/33**

(58) **Field of Classification Search**

CPC G09F 7/00; G09F 13/04; G09F 19/10;
G09F 21/02; G09F 12/026; G09F 13/00

USPC D20/10, 19, 29–33, 35–37, 99; 40/446,
40/538, 541, 584, 586; D2/615;
D10/109.1, 109.2, 113.4; D21/400

See application file for complete search history.

FIG. 1 is a right-side elevational view of a first embodiment of a left-hand hand sign according to the invention; FIG. 2 is a left-side elevational view of the left-hand hand sign of FIG. 1; FIG. 3 is an enlarged top plan view of the left-hand hand sign of FIG. 1; FIG. 4 is an enlarged bottom plan view of the left-hand hand sign of FIG. 1; FIG. 5 is an enlarged rear elevational view of the left-hand hand sign of FIG. 1; FIG. 6 is an enlarged front elevational view of the left-hand hand sign of FIG. 1; FIG. 7 is a perspective view from below the front of the right-side of the left-hand hand sign of FIG. 1; FIG. 8 is a perspective view from above the rear of the left side of the left-hand hand sign of FIG. 2; FIG. 9 is a left-side elevational view of a second embodiment of a right-hand hand sign according to the invention; FIG. 10 is a right-side elevational view of the right-hand hand sign of FIG. 9; FIG. 11 is an enlarged top plan view of the right-hand hand sign of FIG. 9; FIG. 12 is an enlarged bottom plan view of the right-hand hand sign of FIG. 9; FIG. 13 is an enlarged rear elevational view of the right-hand hand sign of FIG. 9; FIG. 14 is an enlarged front elevational view of the right-hand hand sign of FIG. 9; FIG. 15 is a perspective view from below the front the left side of the right-hand hand sign of FIG. 9; and, FIG. 16 is a perspective view from above the rear of the right side of the right-hand hand sign of FIG. 10.

(56)

References Cited

U.S. PATENT DOCUMENTS

D360,653 S * 7/1995 McKee D20/33
D429,285 S * 8/2000 Schini D20/32


(Continued)

OTHER PUBLICATIONS

Pitchfork—Trademark Registration No. , Mar. 25, 2015 First used in commerce—Apr. 12, 2011 (Registrant) Arizona Board of Regents, for and on behalf of Arizona State University body corporate Arizona.*

(Continued)

1 Claim, 8 Drawing Sheets



(56)

References Cited

U.S. PATENT DOCUMENTS

D651,652	S	*	1/2012	Bengyak	D20/29
D661,743	S	*	6/2012	Bengyak	D20/29
D663,362	S	*	7/2012	Bengyak	D20/29
D665,850	S	*	8/2012	Bengyak	D20/29
D666,677	S	*	9/2012	Bengyak	D20/29
D672,819	S	*	12/2012	Bengyak	D20/29
D672,820	S	*	12/2012	Bengyak	D20/29
D672,821	S	*	12/2012	Bengyak	D20/29
D672,822	S	*	12/2012	Bengyak	D20/29
D672,823	S	*	12/2012	Bengyak	D20/29
D673,221	S	*	12/2012	Bengyak	D20/29
D673,222	S	*	12/2012	Bengyak	D20/29
D692,494	S	*	10/2013	Bengyak	D20/29

OTHER PUBLICATIONS

Stylized pitchfork—Trademark Registration No. 4074579, Dec. 20, 2011 First used in commerce—Feb. 22, 2006 (Registrant) Arizona Board of Regents, for and on behalf of Arizona State University body corporate Arizona.*

Promotional pitch fork-shaped cheering waver—Promopeddler.com <http://www.promopeddler.com/product/pitch-fork-shaped-9572900> © 1999 - 2011 Promopeddler.com printed from the web on Sep. 6, 2011.*

Foam Pitchfork—oempromo.com <http://www.oempromo.com/product/Foam/F/Foam-Pitchfork-286502.htm> Copyright ©2007-2010 Promo Industrial Co., Limited printed from the web on Nov. 19, 2013.*

* cited by examiner

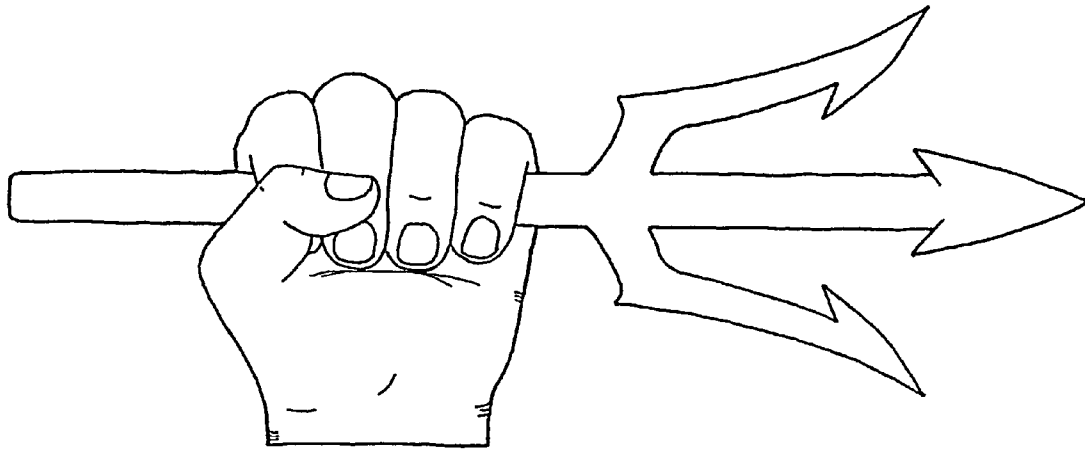


FIG. 1

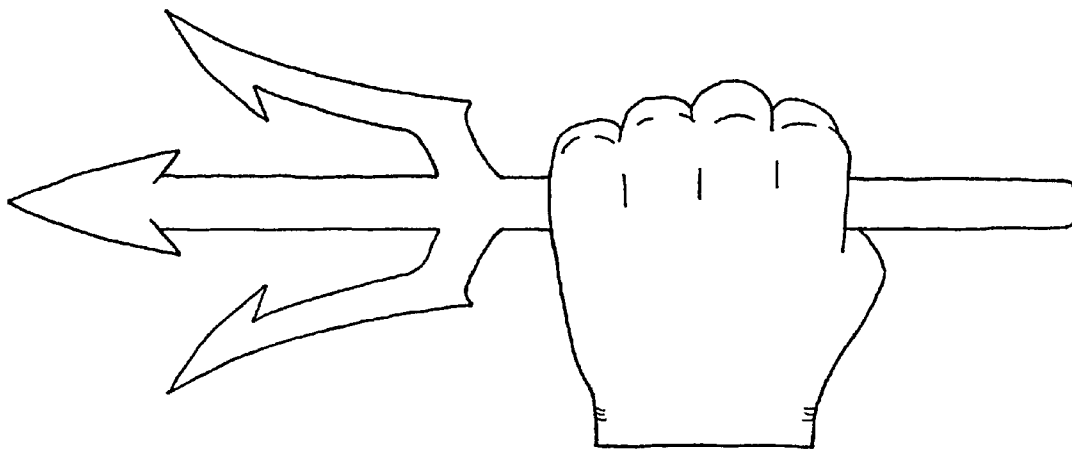


FIG. 2

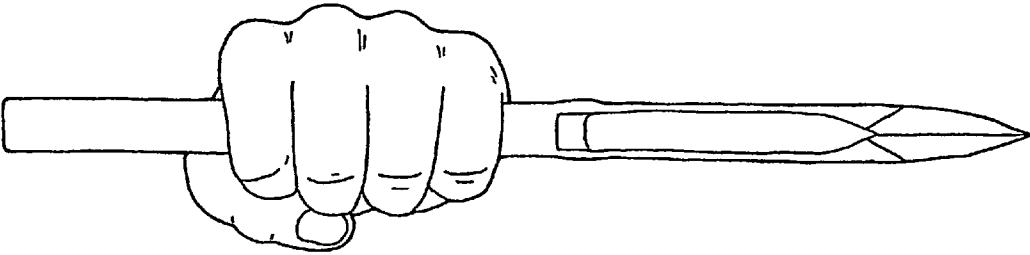


FIG. 3

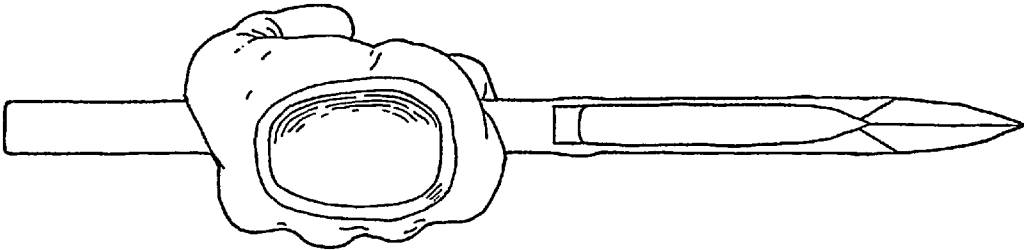


FIG. 4

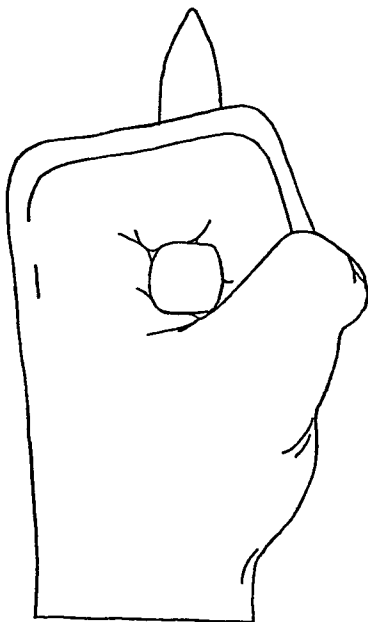


FIG. 5

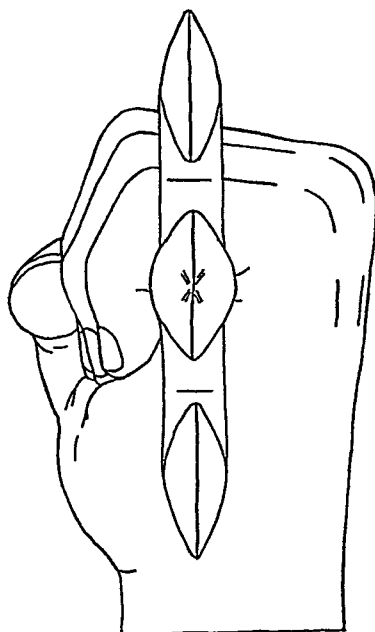


FIG. 6




FIG. 7

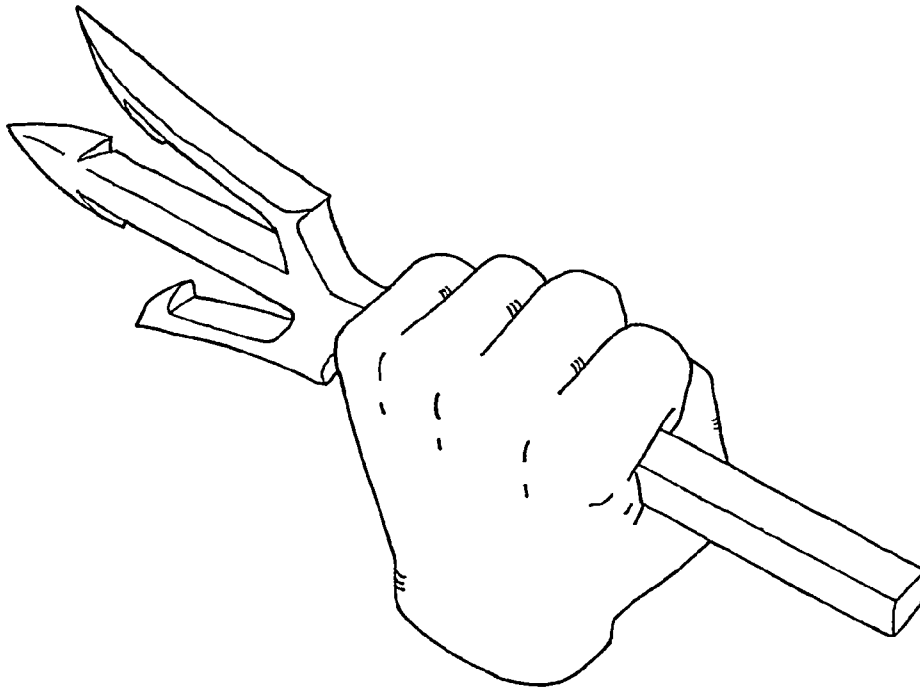


FIG. 8

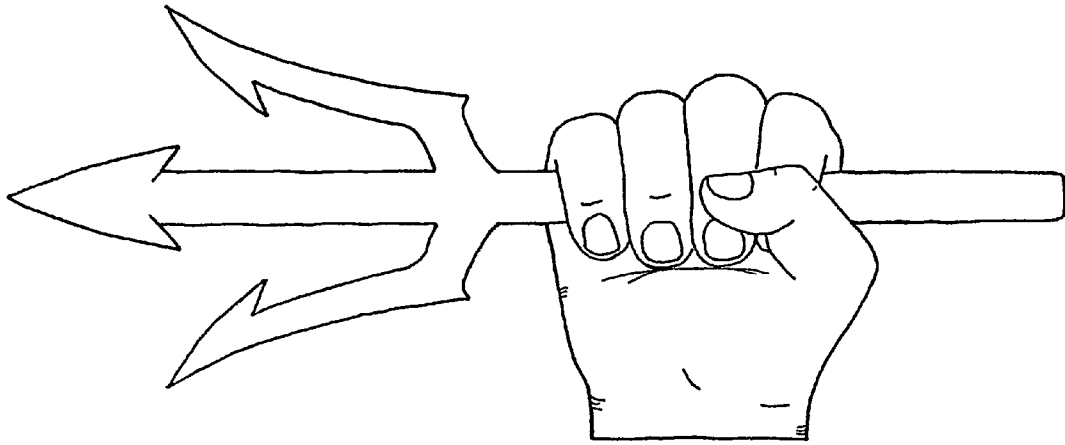


FIG. 9

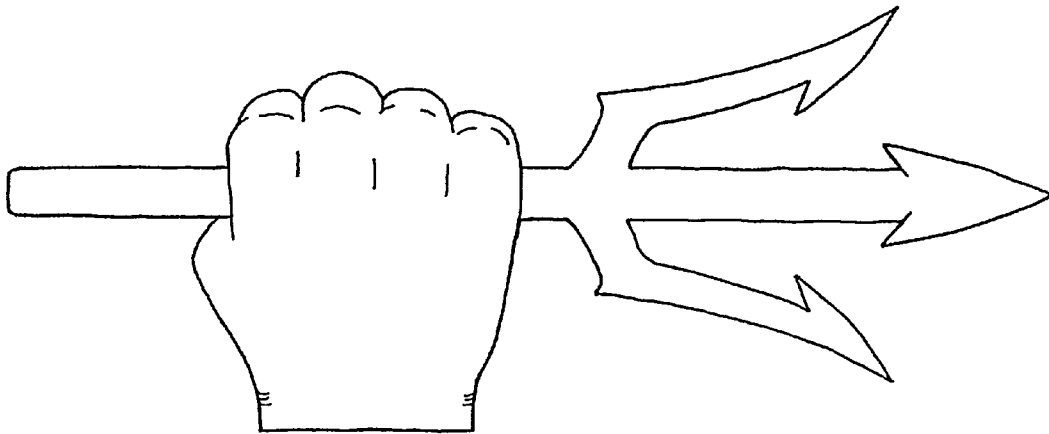


FIG. 10

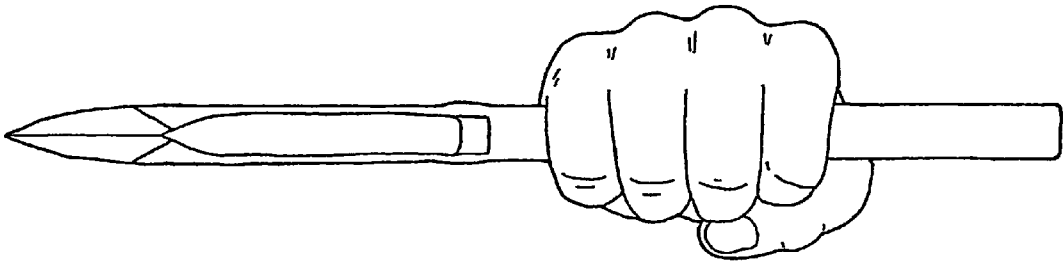


FIG. 11

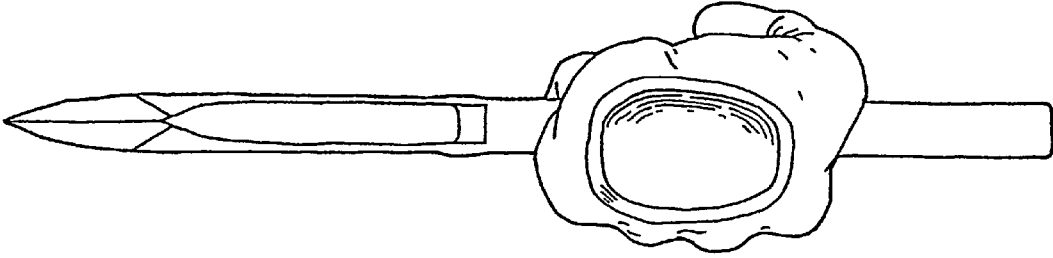


FIG. 12

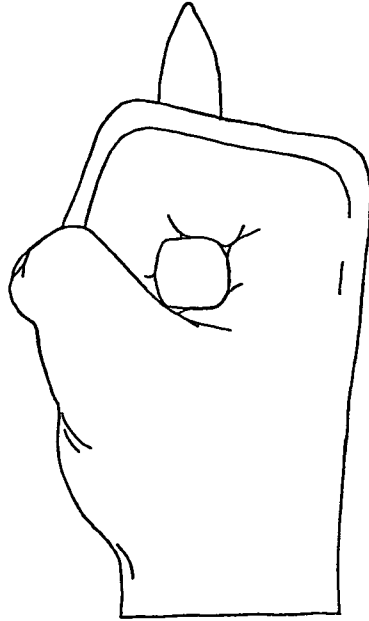


FIG. 13

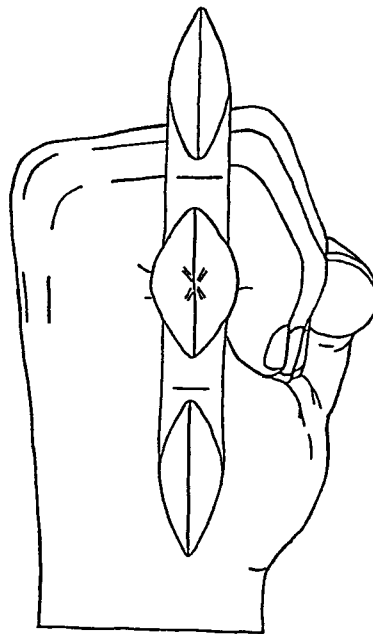


FIG. 14




FIG. 15

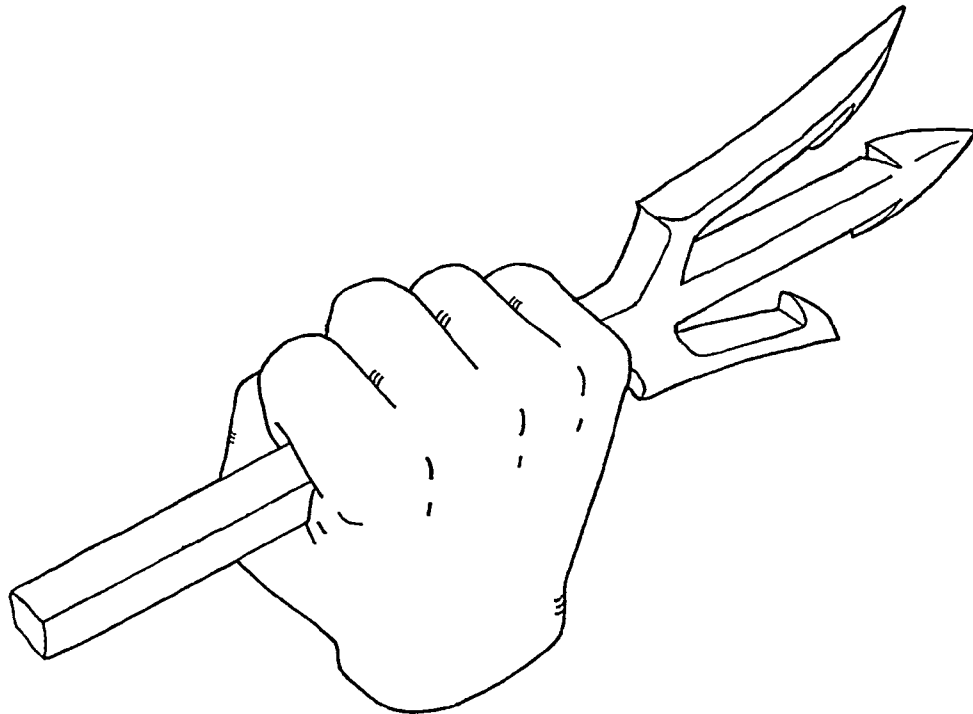


FIG. 16