L. GUYETTE.

DRESS.

APPLICATION FILED APR. 11, 1913.

1,083,611. Patented Jan. 6, 1914.

Fig. 1.

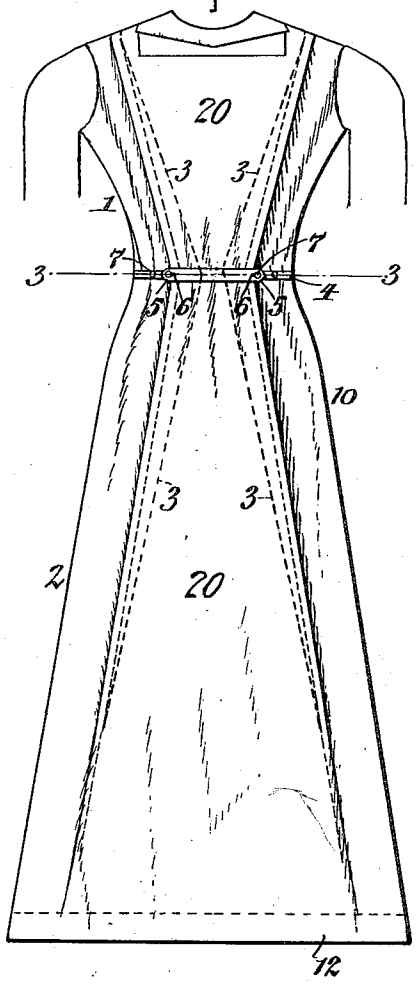

Fig. 2.

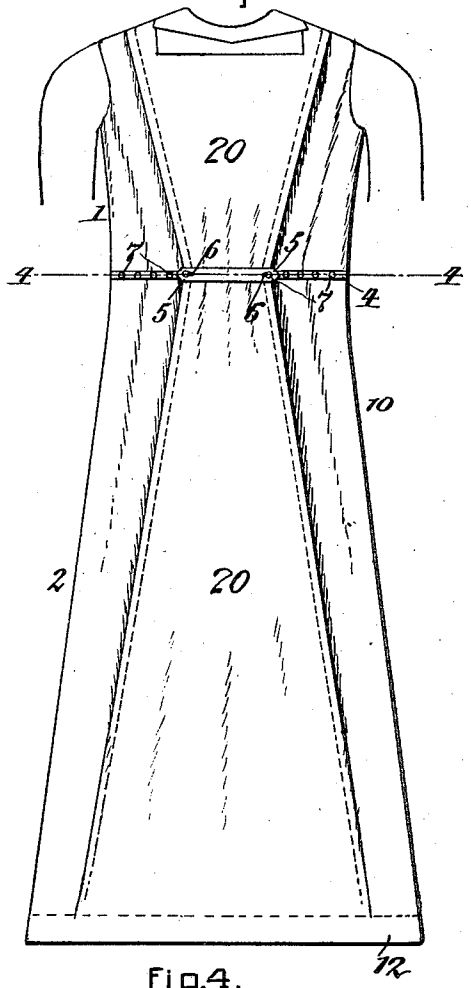

Fig. 3.

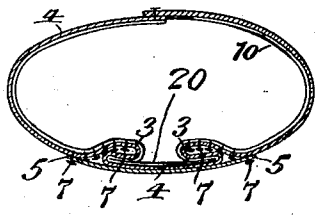

Fig. 4.

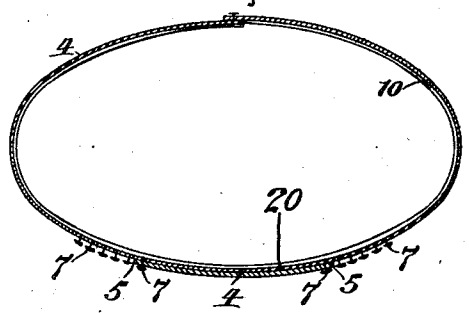

WITNESSES

W. Ray Taylor

Anna Heigis

INVENTOR

Louise Guyette

by Geyer & Popp

ATTORNEYS

UNITED STATES PATENT OFFICE.

LOUISE GUYETTE, OF BUFFALO, NEW YORK, ASSIGNOR TO BARMON BROTHERS COMPANY, A FIRM COMPOSED OF DANIEL W. BARMON AND MARCUS BARMON, OF BUFFALO, NEW YORK.

DRESS.

1,083,611. Specification of Letters Patent. Patented Jan. 6, 1914.

Application filed April 11, 1913. Serial No. 760,386.

To all whom it may concern:

Be it known that I, LOUISE GUYETTE, a citizen of the United States, residing at Buffalo, in the county of Erie and State of New York, have invented new and useful Improvements in Dresses, of which the following is a specification.

This invention relates to a dress which can be readily and conveniently contracted or expanded at the waist line to suit the size of the waist of the wearer and still preserve a neat and shapely appearance thereof in any size to which the same may be adjusted. Such a dress is particularly designed as a maternity dress although the invention is applicable to dresses for general use.

It is the object of this invention to provide a simple and inexpensive garment of this character which can be easily made of cotton or other washable fabric, which can be quickly adjusted to suit the waist measurement of the wearer and which presents an attractive and finished appearance in all the waist line adjustments.

In the accompanying drawings: Figure 1 is a rear elevation of a dress embodying my invention and showing the same contracted at the waist line. Fig. 2 is a rear elevation of the dress containing my improvements and showing the same expanded at the waist line. Fig. 3 is a horizontal section, on an enlarged scale, in line 3—3, Fig. 1. Fig. 4 is a horizontal section, on an enlarged scale, in line 4—4, Fig. 2.

Similar characters of reference indicate corresponding parts throughout the several views.

The main parts of the dress 10 shown in the drawings for illustrating my invention consist of a bodice blouse or waist 1 and a skirt 2 extending downwardly from the bodice. At the back of the dress and opposite sides of the median line two upright plaits 3, 3 are formed in the bodice and skirt each of which is adapted to be folded more or less to suit the waist measurement of the person by whom the dress is to be worn. Each of these plaits is preferably folded inwardly more or less when the waist is contracted, as shown in Fig. 3, and the plait is widest at the waist line and gradually becomes narrower from the waist line upwardly and downwardly, as shown by dotted lines in Fig. 1. Between the two plaits the central parts of the bodice and skirt are provided with a panel 20 which is narrowest at the waist line and widens upwardly and downwardly from this line. For the purpose of expanding the dress so as to adapt the same for a waist of larger size the plaits are let out more or less, or may be let out completely to suit the largest waist measurement for which the dress is intended, as shown in Figs. 2 and 4.

Various means may be employed for holding the plaits in the various adjusted positions but those shown in the drawings are suitable and comprise two tabs 5 arranged on the waist band or belt 4 on opposite sides of the vertical central back line and having tabs 5 containing button holes 6, 6 and two horizontal rows of buttons 7, 7 preferably sewed to the belt or waist band and each row arranged on the inner part of one of the plaits and adapted to engage with the button hole in the adjacent companion tab of the waist band. By shifting the button holes of the tabs from one corresponding pair of buttons to another the fold of the plaits may be either increased or decreased in width and the waist measurement adjusted accordingly. Owing to the gradual reduction in the width of the plaits from the waist line upwardly and downwardly the dress hangs evenly and presents a neat appearance inasmuch as all fullness is taken care of when the plaits are let out fully as well as when the same are folded, thereby enabling this garment to be used as a house dress which is as serviceable as a dress having no provision for adjusting the same about the waist.

Instead of buttons and button holes other suitable fastenings may be employed and if desired but a single button may be employed for each plait in which case this button is shifted from place to place along the waist line as required to suit the changeable waist line measurement. Owing to the use of buttons for effecting the waist line adjustment of the garment the same can be made wholly of materials which can be readily washed and ironed.

My invention is particularly desirable as a maternity dress inasmuch as the same can be used about the house and still permit of frequently changing the size of the waist line. The lower end or bottom of the skirt

is provided with a deep hem 12 to permit the length of the skirt to be changed to suit the wearer.

I claim as my invention:

1. A dress comprising a bodice, a skirt connected with the bodice, a panel arranged centrally at the back of the bodice and skirt and widening from the waist line upwardly and downwardly, and plaits arranged between opposite sides of the panel and the adjacent parts of the dress.

2. A dress comprising a bodice, a skirt connected with the bodice, a panel arranged centrally at the back of the bodice and skirt and widening from the waist line upwardly and downwardly, plaits arranged between opposite sides of the panel and the adjacent parts of the dress, and means for holding said plaits in a more or less folded position.

3. A dress comprising a bodice, a skirt connected with the bodice, a panel arranged centrally at the back of the bodice and skirt and widening from the waist line upwardly and downwardly, plaits arranged between opposite sides of the panel and the adjacent parts of the dress, and means for holding said plaits in a more or less folded position, comprising a belt secured to the dress at the waist line and provided adjacent to the plaits with horizontal rows of buttons, and tabs arranged at opposite edges of the panel and provided with button holes for engaging said buttons.

Witness my hand this 19th day of March, 1913.

LOUISE GUYETTE.

Witnesses:
SOPHIE MARCUS,
ALBERTEEN M. JACKSON.