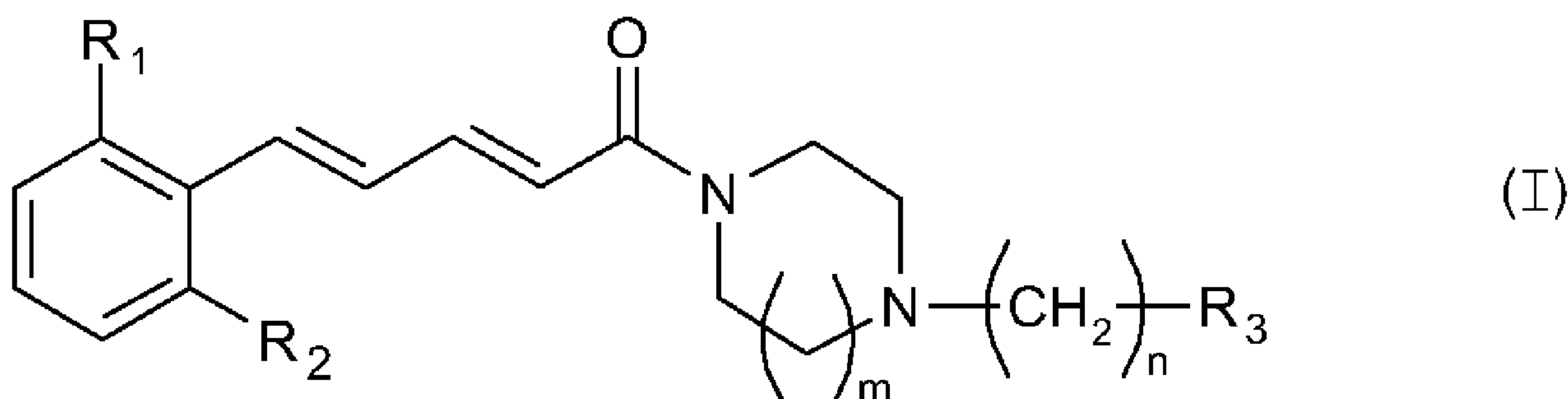




(86) Date de dépôt PCT/PCT Filing Date: 2007/06/19
(87) Date publication PCT/PCT Publication Date: 2007/12/27
(85) Entrée phase nationale/National Entry: 2008/12/16
(86) N° demande PCT/PCT Application No.: EP 2007/056078
(87) N° publication PCT/PCT Publication No.: 2007/147822
(30) Priorité/Priority: 2006/06/19 (FR0605418)

(51) Cl.Int./Int.Cl. *C07D 213/74* (2006.01),
A61K 31/496 (2006.01), *A61P 7/00* (2006.01),
A61P 9/00 (2006.01), *C07D 213/61* (2006.01),
C07D 295/10 (2006.01), *C07D 333/36* (2006.01)
(71) Demandeur/Applicant:
PIERRE FABRE MEDICAMENT, FR
(72) Inventeurs/Inventors:
PEREZ, MICHEL, FR;
LAMOTHE, MARIE, FR;
LE GRAND, BRUNO, FR;
LETIENNE, ROBERT, FR
(74) Agent: GOUDREAU GAGE DUBUC

(54) Titre : DERIVES DE PHENYLPENTADIENOYL ET UTILISATION COMME ANTAGONISTES DE PAR 1
(54) Title: PHENYLPENTADIENOYL DERIVATIVES AND THEIR USE AS PAR 1 ANTAGONISTS



(57) **Abrégé/Abstract:**

The present invention relates to compounds of general formula (I): wherein: R_1 and R_2 , identical or different, represent: an atom of hydrogen or halogen, CN or NO_2 , with R_1 and R_2 not representing hydrogen simultaneously, m represents: 1 or 2 n represents: 0, 1 or 2 R_3 represents: phenyl substituted or not by one or more residues chosen among halogen, hydroxyl or $\text{C}_1\text{-C}_6$ alkyl; $\text{C}_2\text{-C}_6$ alkyl substituted or not by one or more residues chosen among halogen or hydroxyl; cycloalkyl; pyridine; thiophene; pyrrole substituted or not by $\text{C}_1\text{-C}_6$ alkyl; thiazole or furan; or the therapeutically-acceptable salts or solvates thereof.



(12) INTERNATIONAL APPLICATION PUBLISHED UNDER THE PATENT COOPERATION TREATY (PCT)

(19) World Intellectual Property Organization
International Bureau



(43) International Publication Date
27 December 2007 (27.12.2007)

PCT

(10) International Publication Number
WO 2007/147822 A1

(51) International Patent Classification:

C07D 213/74 (2006.01) *C07D 333/36* (2006.01)
C07D 295/10 (2006.01) *A61P 7/00* (2006.01)
A61K 31/496 (2006.01) *A61P 9/00* (2006.01)
C07D 213/61 (2006.01)

(74) Agents: **AHNER, Francis** et al.; Cabinet Regimbeau, 20, rue de Chazelles, F-75847 Paris Cedex 17 (FR).

(21) International Application Number:

PCT/EP2007/056078

(22) International Filing Date: 19 June 2007 (19.06.2007)

(25) Filing Language: English

(26) Publication Language: English

(30) Priority Data:

0605418 19 June 2006 (19.06.2006) FR

(81) Designated States (*unless otherwise indicated, for every kind of national protection available*): AE, AG, AL, AM, AT, AU, AZ, BA, BB, BG, BH, BR, BW, BY, BZ, CA, CH, CN, CO, CR, CU, CZ, DE, DK, DM, DO, DZ, EC, EE, EG, ES, FI, GB, GD, GE, GH, GM, GT, HN, HR, HU, ID, IL, IN, IS, JP, KE, KG, KM, KN, KP, KR, KZ, LA, LC, LK, LR, LS, LT, LU, LY, MA, MD, MG, MK, MN, MW, MX, MY, MZ, NA, NG, NI, NO, NZ, OM, PG, PH, PL, PT, RO, RS, RU, SC, SD, SE, SG, SK, SL, SM, SV, SY, TJ, TM, TN, TR, TT, TZ, UA, UG, US, UZ, VC, VN, ZA, ZM, ZW.

(84) Designated States (*unless otherwise indicated, for every kind of regional protection available*): ARIPO (BW, GH, GM, KE, LS, MW, MZ, NA, SD, SL, SZ, TZ, UG, ZM, ZW), Eurasian (AM, AZ, BY, KG, KZ, MD, RU, TJ, TM), European (AT, BE, BG, CH, CY, CZ, DE, DK, EE, ES, FI, FR, GB, GR, HU, IE, IS, IT, LT, LU, LV, MC, MT, NL, PL, PT, RO, SE, SI, SK, TR), OAPI (BF, BJ, CF, CG, CI, CM, GA, GN, GQ, GW, ML, MR, NE, SN, TD, TG).

(71) Applicant (*for all designated States except US*): **PIERRE FABRE MEDICAMENT** [FR/FR]; 45, place Abel Gance, F-92100 Boulogne-Billancourt (FR).

(72) Inventors; and

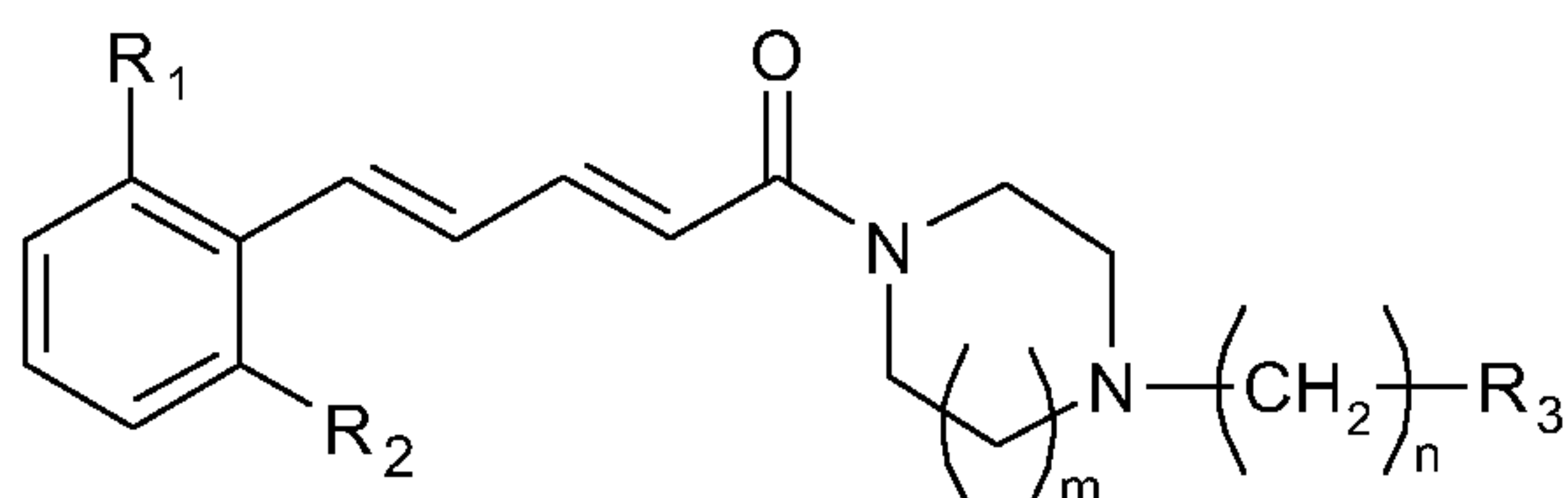
(75) Inventors/Applicants (*for US only*): **PEREZ, Michel** [FR/FR]; 45 chemin de la Pique, F-81100 Castres (FR). **LAMOTHE, Marie** [FR/FR]; 12, Rue du Commandant Prat, F-81100 Castres (FR). **LE GRAND, Bruno** [FR/FR]; La Valette Haute, F-81440 Lautrec (FR). **LETIENNE, Robert** [FR/FR]; 128, Chemin de la Vidalese, F-81100 Castres (FR).

Published:

— with international search report

For two-letter codes and other abbreviations, refer to the "Guidance Notes on Codes and Abbreviations" appearing at the beginning of each regular issue of the PCT Gazette.

(54) Title: PHENYLPENTADIENOYL DERIVATIVES AND THEIR USE AS PAR 1 ANTAGONISTS



(I)

(57) Abstract: The present invention relates to compounds of general formula (I): wherein: R₁ and R₂, identical or different, represent: an atom of hydrogen or halogen, CN or NO₂, with R₁ and R₂ not representing hydrogen simultaneously, m represents: 1 or 2 n represents: 0, 1 or 2 R₃ represents: phenyl substituted or not by one or more residues chosen among halogen, hydroxyl

or C₁-C₆ alkyl; C₂-C₆ alkyl substituted or not by one or more residues chosen among halogen or hydroxyl; cycloalkyl; pyridine; thiophene; pyrrole substituted or not by C₁-C₆ alkyl; thiazole or furan; or the therapeutically-acceptable salts or solvates thereof.

PHENYLPENTADIENOYL DERIVATIVES AND THEIR USE AS PAR 1 ANTAGONISTS

The present invention relates to phenylpentadienoyl derivatives, a method of manufacturing same, pharmaceutical
5 compositions comprised of same and the use of same as drugs for the treatment and/or prevention of arterial and venous thrombosis, acute coronary syndromes, restenosis, stable angina, heart rhythm disorders, myocardial infarction, hypertension, heart failure, stroke, inflammatory disorders,
10 pulmonary diseases, gastrointestinal diseases, fibrosis development in chronic liver disease patients, cancer and skin diseases. The present invention also relates to combinations of the inventive compounds with other cardiovascular agents.

Thrombosis is regarded as a primary factor in vascular
15 occlusion, which is the cause of a number of pathophysiological complications. Antithrombotic therapy is thus extremely important as it can reduce the risk of cardiovascular mortality and coronary events. Although several types of molecules have shown effective antithrombotic
20 activity in man, there remains a need for novel molecules that provide advantages compared to existing compounds, some of which have a negative impact on bleeding time or are accompanied by other undesirable side effects (such as, for example, the risk of ulcer with aspirin).

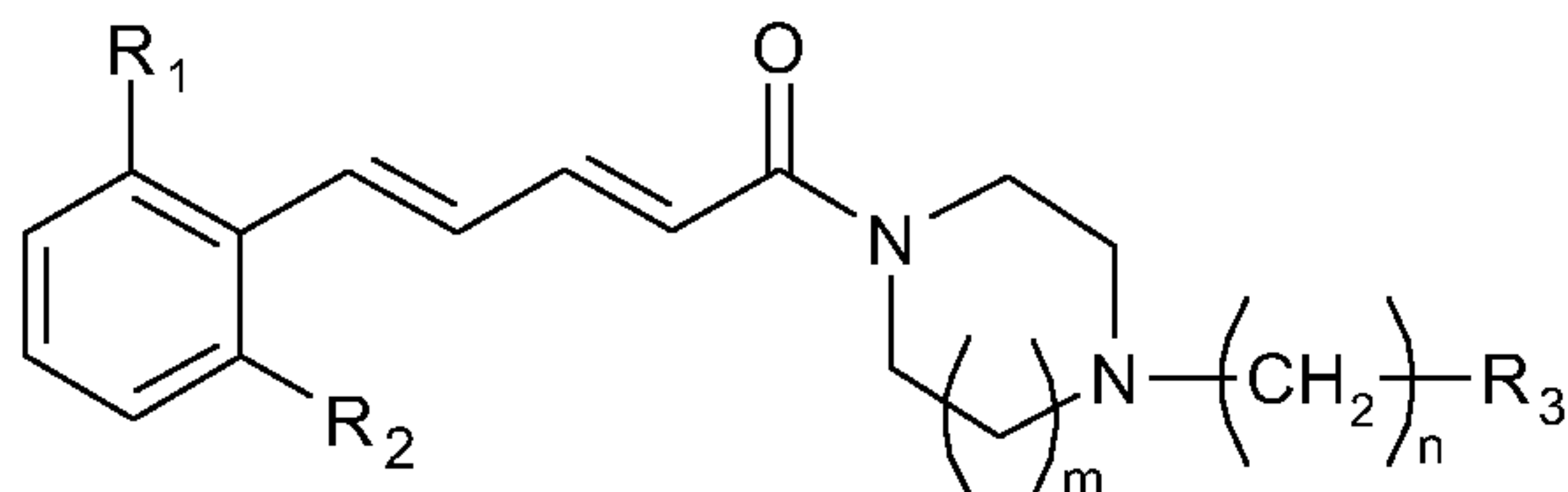
25 Protease-activated receptor-1 (PAR-1) was recently cloned (Vu *et al.*, Cell, 1991, 64: 1057-1068) and its mechanism of action elucidated (Coughlin *et al.*, J. Clin. Invest. 1992, 89(2): 351-355). This receptor, notably present on the surface of platelets but also on the surface of endothelial cells
30 (O'Brien *et al.*, J. Biol. Chem. 2000, 275: 13502-13509), smooth muscle cells (Hamilton *et al.*, Br. J. Pharmacol. 2000, 130: 181-188) and fibroblasts (Hung *et al.*, J. Cell. Biol. 1992, 116(3): 827-832), is activated by thrombin and thus is also called thrombin receptor. The N-terminus of the protein
35 is cleaved by thrombin between arginine 41 and serine 42 to free a new end which will act, after folding upon the active site, as a receptor agonist (Vu *et al.*, Nature, 1991, 353,

674-677). With respect to platelets, this specific PAR-1 receptor activation mechanism leads to thrombin-mediated platelet aggregation.

The blocking of this activation, for example with PAR-1
5 receptor antagonists, can inhibit thrombin-mediated platelet aggregation (Ahn *et al.*, *Drug of the Future*, 2001, 26: 1065-1085). The blocking of these receptors can thus lead to the treatment or prevention of thrombosis (Derian *et al.*, *J. Pharmacol. Exp. Ther.*, 2003, 855-861), acute coronary
10 syndromes (Ossovskaya *et al.*, *Physiol. Rev.*, 2004, 84: 579-621) and restenosis (Maryanoff *et al.*, *Curr. Med. Chem. Cardiovasc. Hematol. Agents.*, 2003, 13-36) and can reduce myocardial necroses during infarction or reperfusion (Steinberg *et al.*, *Mol. Pharmacol.* 2005, 67: 2-11). At the
15 pulmonary level, PAR-1 antagonist activity can prevent certain inflammatory diseases (Moffatt *et al.*, *Curr. Op. Pharmacol.*, 2004, 221-229). At the gastrointestinal level, PAR-1 receptor antagonist activity can prevent certain inflammatory diseases (Vergnolle *et al.*, *J. Clin. Invest.*, 2004, 1444-1456). PAR-1
20 antagonists can also be of use in the treatment of fibroses in patients with chronic liver disease (Fiorucci *et al.*, *Hepatology*, 2004, 39: 365-375). They can also be of use as anti-cancer agents given that they act to control cellular proliferation and metastases (Evan-Ram *et al.*, *Nat. Med.*,
25 1998, 909-914; Boire *et al.*, *Cell.*, 2005, 120: 303-313). Lastly, PAR-1 antagonists can be of interest in dermatology to treat certain skin diseases (Schechter *et al.*, *J. Cell. Physiol.*, 1998, 176:365-373; Algermissen *et al.*, *Arch. Dermatol. Res.*, 2000, 292:488-495; Meyer-Hoffert *et al.*, *Exp.*
30 *Dermatol.*, 2004, 13: 234-241).

The present invention relates to a novel class of PAR-1 antagonists that are distinguished from the prior art by their different chemical structure and their remarkable biological property.

Compounds of the present invention are of general formula (I) :



I

wherein:

R_1 and R_2 , identical or different, represent:

an atom of hydrogen or halogen, CN or NO_2 , with R_1 and R_2 not representing hydrogen simultaneously,

m represents:

1 or 2

n represents:

0, 1 or 2

R_3 represents:

phenyl substituted or not by one or more residues chosen among halogen, hydroxyl or $\text{C}_1\text{-C}_6$ alkyl; $\text{C}_2\text{-C}_6$ alkyl substituted or not by one or more residues chosen among halogen or hydroxyl; cycloalkyl; pyridine; thiophene; pyrrole substituted or not by $\text{C}_1\text{-C}_6$ alkyl; thiazole or furan;

or the therapeutically-acceptable salts or solvates thereof.

In the preceding definitions:

All combinations of substituents or variables are possible insofar as they lead to stable compounds.

The term "halogen" represents fluorine, chlorine, bromine or iodine.

The term "alkyl" represents linear or branched, saturated or unsaturated aliphatic hydrocarbon chains comprising the specified number of carbon atoms.

The term "cycloalkyl" represents cyclic hydrocarbon chains comprising 3 to 10 carbon atoms.

Therapeutically-acceptable salts of compounds of the present invention include conventional nontoxic salts of

compounds of the invention such as those formed from organic or inorganic acids. As an example, the following can be cited: inorganic acid salts such as hydrochloric, hydrobromic, phosphoric and sulfuric acids, as well as organic acid salts
5 such as acetic, trifluoroacetic, propionic, succinic, fumaric, malic, tartaric, citric, ascorbic, maleic, glutamic, benzoic, salicylic, toluenesulfonic, methanesulfonic, stearic and lactic acids.

These salts can be synthesized from compounds of the
10 invention containing a base moiety and corresponding acids according to conventional chemical methods.

Therapeutically-acceptable solvates of compounds of the present invention include conventional solvates such as those formed during the final preparation step of compounds of the
15 invention as a result of the presence of solvents. Solvates due to the presence of water or ethanol can be cited as an example.

Among the compounds of general formula (I) according to the present invention, one particularly advantageous class of
20 compounds are compounds of general formula (I) wherein R_1 is nitro, R_2 is hydrogen, m equals 1, n equals 0 and R_3 is phenyl substituted by one or more halogens or C_1 - C_6 alkyls, cycloalkyl or pyridine.

Among the compounds of general formula (I) according to
25 the present invention, a second particularly advantageous class of compounds corresponds to compounds of general formula (I) wherein R_1 is cyano, R_2 is hydrogen, m equals 1, n equals 0 and R_3 is phenyl substituted by one or more halogens or C_1 - C_6 alkyls, cycloalkyl or pyridine.

30 The present invention also relates to the preparation of compounds of general formula (I) by the general methods described in the following synthesis diagrams supplemented by, as the case may be, any standard technique described in the literature, known to those persons skilled in the art, or
35 presented in the experiments section.

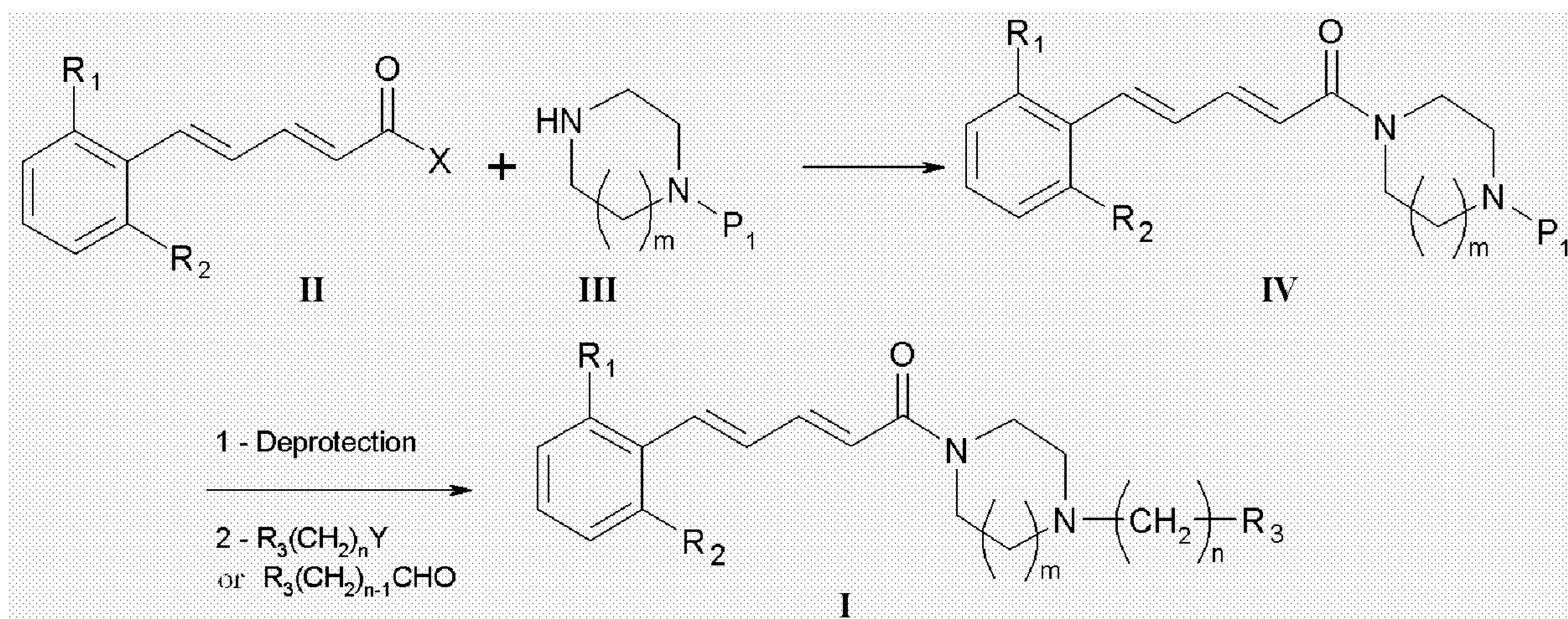


Diagram 1

5 Diagram 1 illustrates the first general method that can
 be used for the preparation of compounds of general formula
 (I). In the general formulas above, R_1 , R_2 and R_3 are defined
 as in the preceding description of general formula (I). In
 diagram 1 above, however, n represents 1 or 2 only, P_1
 10 represents a protective group and X can represent a group such
 as chlorine or hydroxyl. The starting compound, of general
 formula (II), can be prepared by methods and techniques known
 to those persons skilled in the art. A particularly
 advantageous method consists of reacting benzyl halide with
 15 triphenylphosphine in a polar solvent such as DMF or DMSO at a
 temperature between 20 °C and 100 °C to form phosphonium salt.
 Phosphonium salt can then be deprotonated using a base such as
 NaH, for example, in a solvent such as DMF or THF at a
 temperature between -20 °C and 40 °C and then reacting with an
 20 α,β -unsaturated aldehyde carrying an ester such as, for
 example, ethyl (2E)-4-oxobut-2-enoate. The ester obtained
 (mixture of Z/E and E/E isomers) is first isomerized by
 treatment with iodine in a polar solvent such as acetonitrile
 to yield the E/E isomer exclusively, and then saponified by
 25 treatment with a mineral base such as KOH, NaOH or LiOH in a
 polar solvent such as water, ethanol or THF at a temperature
 between 20 °C and 100 °C, yielding compounds (II) in which X
 would thus be hydroxyl. A second particularly advantageous

method consists of reacting an aromatic aldehyde with a phosphonate such as ethyl 4-(diethoxyphosphoryl)but-2-enoate in the presence of a base such as, for example, NaH, Cs₂CO₃ or K₂CO₃ in a solvent such as THF, dichloromethane or dichloroethane at a temperature between -20 °C and 100 °C. The ester obtained (mixture of Z/E and E/E isomers) is first isomerized by treatment with iodine in a polar solvent such as acetonitrile, yielding the E/E isomer exclusively, and then saponified by treatment with a mineral base such as KOH, NaOH or LiOH in a polar solvent such as water, ethanol or THF at a temperature between 20 °C and 100 °C, yielding compounds (II) in which X would thus be hydroxyl. A third particularly advantageous method consists of reacting an aromatic α,β -unsaturated aldehyde with ethyl (diethoxyphosphoryl)acetate in the presence of a base such as, for example, NaH, Cs₂CO₃ or K₂CO₃ in a solvent such as THF, dichloromethane or dichloroethane at a temperature between -20 °C and 100 °C. The ester obtained can be saponified by treatment with a mineral base such as KOH, NaOH or LiOH in a solvent such as water, ethanol or THF at a temperature between 20 °C and 100 °C, yielding compounds (II) in which X would thus be hydroxyl. A fourth particularly advantageous method consists of reacting an aromatic carrying a halogen, such as bromine or iodine, with an (E)-penta-2,4-dienoyl ester, such as methyl or ethyl (E)-penta-2,4-dienoate ester, in the presence of a palladium catalyst such as palladium acetate, a phosphine such as tri-*o*-tolylphosphine or tri-phenylphosphine in the presence of a base such as, for example, Et₃N or *i*Pr₂NEt, in an open or sealed reactor, without a solvent or with a solvent such as DMF, DMSO or DMA at a temperature between 20 °C and 120 °C. The ester thus obtained (primarily the E/E isomer) can be saponified by treatment with a mineral base such as KOH, NaOH or LiOH in a solvent such as water, ethanol or THF at a temperature between 20 °C and 100 °C, yielding compounds (II) in which X would thus be hydroxyl. In this case the first step is a condensation reaction between the carboxylic acid (II) and the amine (III). This reaction can be carried out by

methods and techniques known to those persons skilled in the art. A particularly advantageous method consists of reacting these two entities in the presence of 1-(3-dimethylaminopropyl)-3-ethyl-carbodiimide (EDC), 3-hydroxy-
5 1,2,3-benzotriazin-4(3H)-one, and a tertiary amine such as diisopropylethylamine in a polar aprotic solvent, such as dichloromethane, at a temperature between -15 °C and 40 °C. The carboxylic acid can also be transformed into acid chloride (X then corresponds to chlorine) by treatment with a reagent
10 such as thionyl chloride at a temperature between 20 °C and 100 °C. In this case the first step consists of the reaction between an acid chloride and an amine. This reaction can be carried out by methods and techniques known to those persons skilled in the art. A particularly advantageous method
15 consists of reacting the two entities in the presence of an organic or inorganic base such as, for example, Et₃N, iPr₂NEt, pyridine, NaH, Cs₂CO₃ or K₂CO₃ in a solvent such as THF, dichloromethane, DMF or DMSO at a temperature between -20° and 100 °C.

20 After deprotection of the intermediate (IV) by methods and techniques known to those skilled in the art ("Protective Groups in Organic Synthesis," T.W. Greene, John Wiley & Sons, 1981 and "Protecting Groups," P.J. Kocienski, Thieme Verlag, 1994), the intermediate obtained can react with a reagent of
25 formula R₃(CH₂)_nY, wherein Y represents a leaving group such as, for example, Cl, Br, I, OSO₂CH₃, OSO₂CF₃ or O-tosyl. In this case, the reaction will be carried out in the presence of an organic or inorganic base such as, for example, Et₃N, iPr₂NEt, NaH, Cs₂CO₃ or K₂CO₃ capable of being supported on a
30 resin such as PS-DIEA or MP-carbonate, in a polar anhydrous solvent such as dichloromethane, THF, DMF or DMSO at a temperature between -20° and 100 °C. Another preparation method consists of carrying out a reducing amination reaction using an aldehyde of formula R₃-(CH₂)_{n-1}-CHO in which R₃ and n
35 are as defined previously, with the deprotected amine of general formula (IV) and a reducing agent such as NaBH₄, NaBH₃CN or NaBH(OAc)₃ capable of being supported on a resin

such as $\text{MP-BH}_3\text{CN}$, in a polar solvent such as 1,2-dichloroethane, dichloromethane, THF, DMF or MeOH, at a pH that can be controlled by the addition of an acid such as acetic acid, at a temperature between -20°C and 100°C .

5

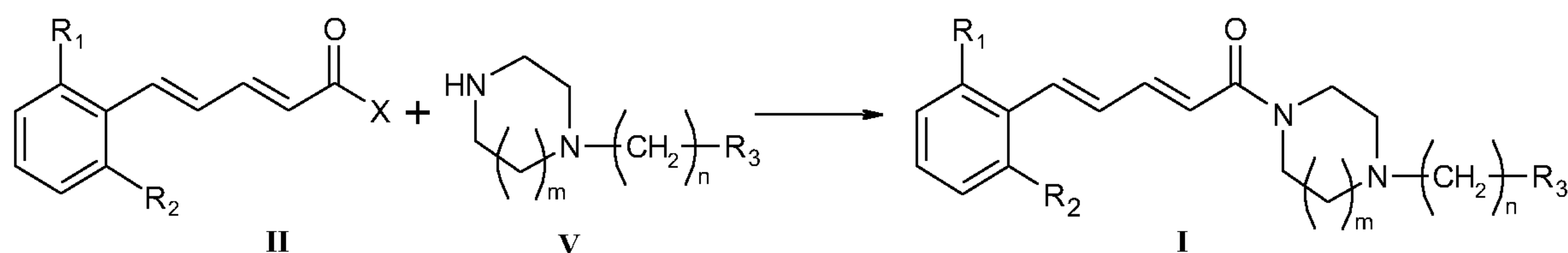


Diagram 2

Diagram 2 illustrates the second general method that can be used for the preparation of compounds of general formula (I). In the general formulas above, R_1 , R_2 , R_3 and n are defined as in the description of general formula (I). X can represent a group such as chlorine or hydroxyl. The starting compound, of general formula (II), can be prepared by methods and techniques known to those persons skilled in the art, in particular those described above. In the case in which X is chlorine, synthesis consists of the reaction between an acid chloride and an amine. This reaction can be carried out by methods and techniques known to those persons skilled in the art. A particularly advantageous method consists of reacting the two entities in the presence of an organic or inorganic base such as, for example, Et_3N , iPr_2NEt , pyridine, NaH , Cs_2CO_3 or K_2CO_3 in a solvent such as THF, dichloromethane, DMF or DMSO at a temperature between -20° and 100°C .

In the case in which X is hydroxyl, synthesis consists of condensation between the carboxylic acid (II) and the amine (V). The reaction can be carried out by methods and techniques known to those persons skilled in the art. A particularly advantageous method consists of condensing a carboxylic acid of general formula (II) with an amine of general formula (III) in the presence of 1-(3-dimethylaminopropyl)-3-ethylcarbodiimide (EDC), 3-hydroxy-1,2,3-benzotriazin-4(3H)-one and a tertiary amine such as diisopropylethylamine, in a polar

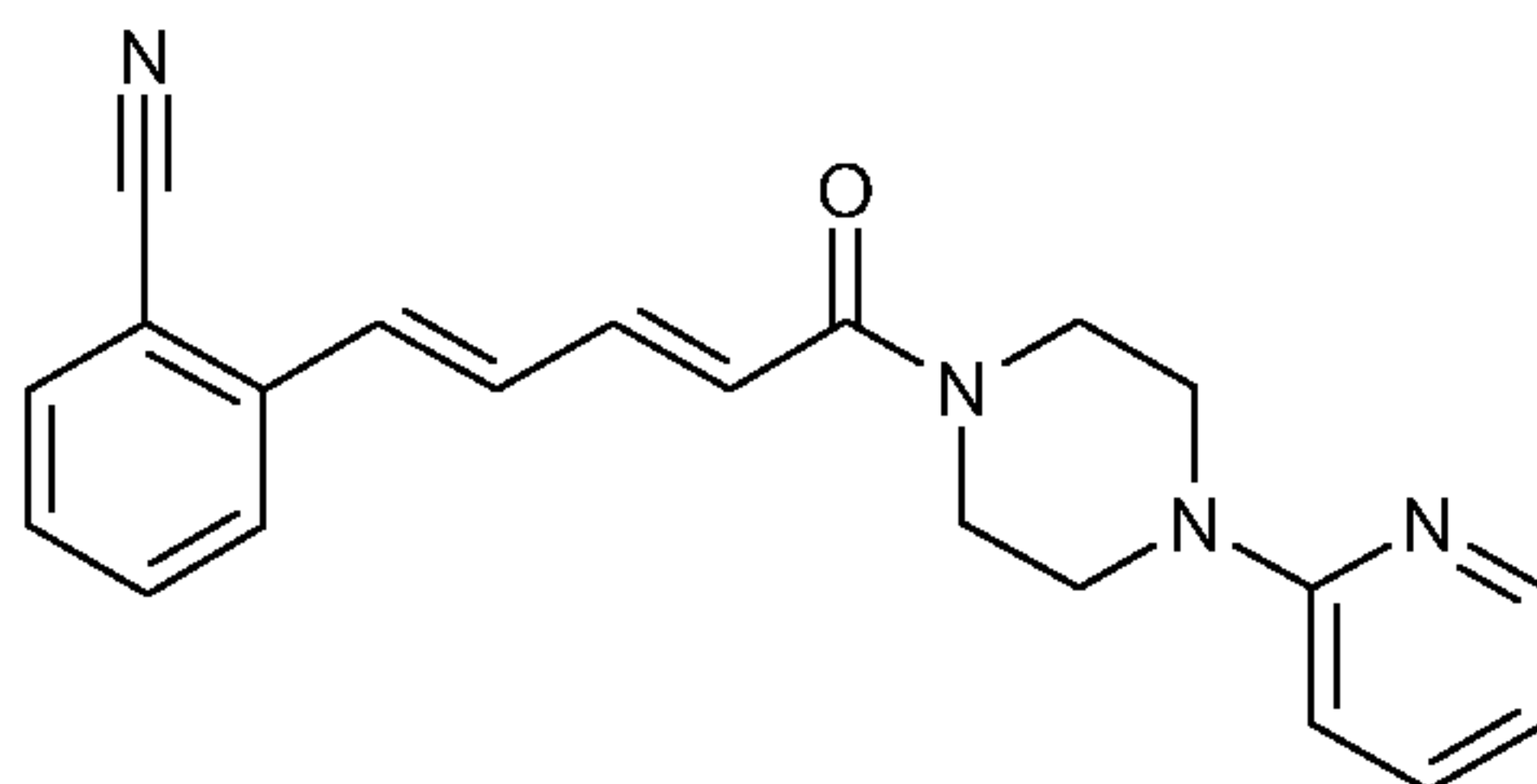
aprotic solvent such as dichloromethane, at a temperature between -15 °C and 40 °C.

When it is desired to isolate a compound of general formula (I) containing at least one base function in salt state by the addition of an acid, such a result can be achieved by treating the free base of general formula (I) (in which at least one base function is present) with a suitable acid, preferably in an equivalent quantity.

The examples which follow illustrate the invention without limiting its scope in any way.

Example 1

2[5-Oxo-5-(4-pyridin-2-yl-piperazin-1-yl)-penta-1,3-dienyl]-benzonitrile



Example 1A: Ethyl 5-(2-cyano-phenyl)-penta-2,4-dienoate

2-Bromomethyl-benzonitrile (3 g, 15.3 mmol) in solution in DMF (50 ml) at 80 °C is treated with triphenylphosphine (4.42 g, 16.83 mmol). After 3 hours of agitation, the mixture is returned to room temperature and sodium hydride (60% in oil) (673 mg, 16.83 mmol) and ethyl 4-oxo-but-2-enoate (2.16 g, 16.83 mmol) are added. After 16 hours of agitation at room temperature, the mixture is evaporated to dryness, taken up in ethyl acetate and washed with water. The organic phase is dried on Na₂SO₄, filtered and evaporated to dryness. The syrup obtained is purified by silica column chromatography and eluted with a 9/1 EDP/AcOEt mixture. Product 1A is isolated in the form of a yellow syrup (2.73 g, 71%) of E/E and Z/E isomers.

Mass spectrum (ESI⁺): m/z 228 (M+H⁺)

Example 1B: Ethyl (2E,4E)-5(2-cyano-phenyl)-penta-2,4-dienoate

Compound 1A (2.34 g, 10.3 mmol) in solution in acetonitrile (14 ml) is treated at room temperature with iodine (15.0 mg, 0.06 mmol). After 3 hours of agitation the mixture is evaporated to dryness, taken up in dichloromethane and washed with a Na₂SO₃ solution (0.01 M). The organic phase is dried on Na₂SO₄, filtered and evaporated to dryness. Product 1B is isolated in the form of a solid (2.26 g, 97%) and is used as-is for the following step.

¹H NMR, DMSO-d₆ (ppm): 1.25 (t, 3H); 4.16 (q, 2H); 6.21 (d, 1H); 7.34 (m, 2H); 7.50 (m, 2H); 7.74 (t, 1H); 7.87 (d, 1H); 7.96 (d, 1H).

Example 1C: 5-(2-Cyano-phenyl)-penta-2,4-dienoic acid

Compound 1B (2.0 g, 8.82 mmol) in solution in ethanol (50 ml) is treated with 1 N potash (13.2 ml, 13.2 mmol). After 1.5 hours of agitation at reflux, the mixture is evaporated to dryness, taken up with water and treated with 1 N HCl up to acid pH. The precipitate formed is filtered, washed with water and dried under a vacuum to yield pure product 1C (1.63 g, 93%).

Mass spectrum (ESI-): m/z 198 (M-H⁻)

Example 1: 2-[5-Oxo-5-(4-pyridin-2-yl-piperazin-1-yl)-penta-1,3-dienyl]-benzonitrile

Acid 1C (700 mg, 3.51 mmol) in solution in dichloromethane (10 ml) in the presence of diisopropylethylamine (DIEA) (1.2 ml, 7.02 mmol) is treated, at room temperature, with 1-(3-dimethylaminopropyl)-3-ethylcarbodiimide (EDCI) hydrochloride (807 mg, 4.21 mmol), 3-hydroxy-1,2,3-benzotriazin-4(3H)-one (HOOBT) (686 mg, 4.21 mmol) and then 1-pyridin-2-yl-piperazine (642 µl, 4.21 mmol). After 16 hours of agitation the reaction mixture is diluted with dichloromethane and washed with 1 N soda and water. The organic phase is dried on MgSO₄, filtered and evaporated to dryness. The syrup obtained is purified by silica column chromatography and eluted with a 1/2 petroleum

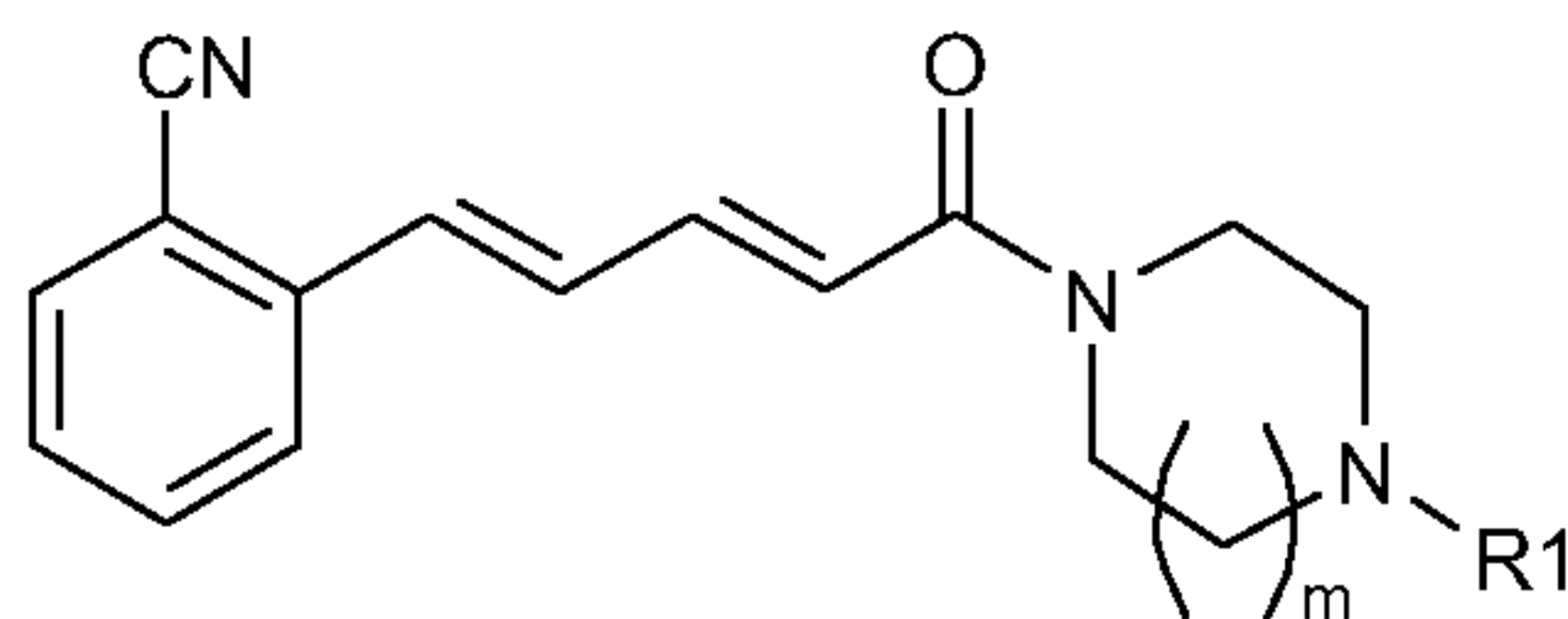
ether/AcOEt mixture. Product 1 is isolated in the form of a yellow solid (910 mg, 75%). This product is taken up in ethyl acetate then salified by the addition of a solution of HCl in ether to yield the corresponding hydrochloride in the form of a yellow solid (1.04 g).

¹H NMR, DMSO-d₆ (ppm): 3.81 (broad s, 8H); 6.94 (m, 2H); 7.18 (m, 1H); 7.38 (m, 3H); 7.51 (t, 1H); 7.74 (t, 1H); 7.86 (d, 1H); 7.91 (d, 1H); 7.96 (t, 1H); 8.06 (d, 1H).

Mass spectrum (ESI+): m/z 345 (M+H⁺)

Examples 2 to 8

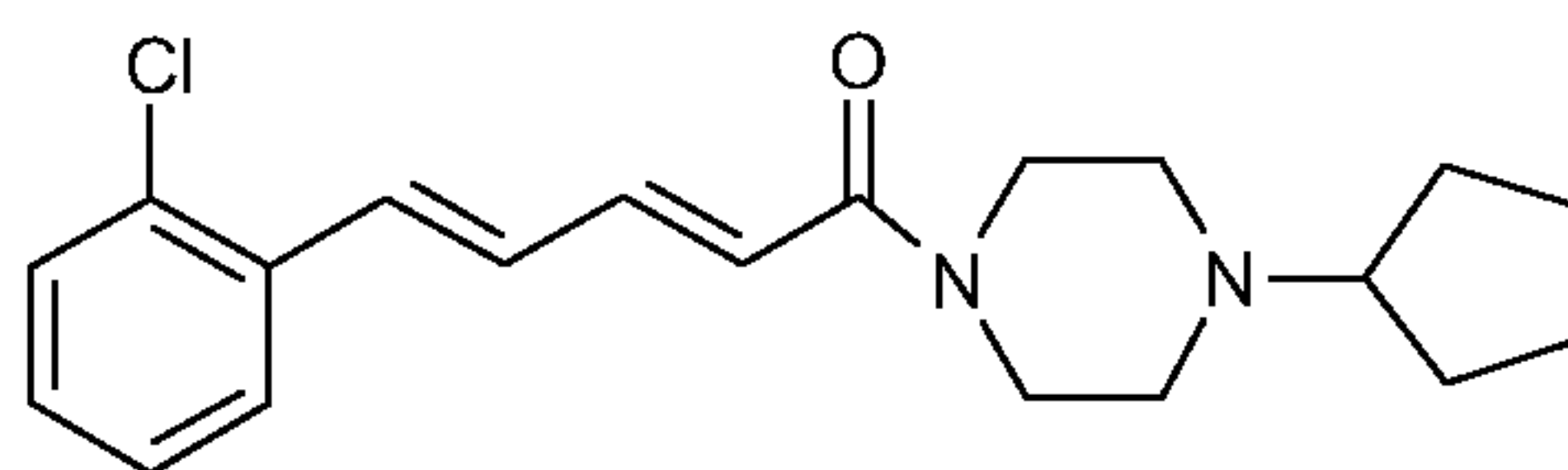
Compounds 2 to 8 were synthesized from intermediate 1C and corresponding amines according to the conditions described for the preparation of compound 1.



Example	m	R1	Compound name	Mass spectrum (M+H) ⁺
2	1	Cyclopentyl	2-[5-(4-Cyclopentyl-piperazin-1-yl)-5-oxo-penta-1,3-dienyl]-benzonitrile	336
3	1	Cyclohexyl	2-[5-(4-Cyclohexyl-piperazin-1-yl)-5-oxo-penta-1,3-dienyl]-benzonitrile	350
4	1	3-Cl-propyl	2-{5-[4-(3-Chloro-propyl)-piperazin-1-yl]-5-oxo-penta-1,3-dienyl}-benzonitrile	344
5	1	3-Cl-phenyl	2-{5-[4-(3-Chloro-phenyl)-piperazin-1-yl]-5-oxo-penta-1,3-dienyl}-benzonitrile	378
6	1	2-OH-phenyl	2-{5-[4-(2-Hydroxy-phenyl)-piperazin-1-yl]-5-oxo-penta-1,3-dienyl}-benzonitrile	360
7	2	2,4-diMe-benzyl	2-{5-[4-(2,4-Dimethyl-benzyl)-[1,4]diazepan-1-yl]-5-oxo-penta-1,3-dienyl}-benzonitrile	400
8	2	2-Me-benzyl	2-{5-[4-(2-Methyl-benzyl)-[1,4]diazepan-1-yl]-5-oxo-penta-1,3-dienyl}-benzonitrile	386

Example 9

5-(2-Chloro-phenyl)-1-(4-cyclopentyl-piperazin-1-yl)-penta-2,4-dien-1-one

Example 9A: Ethyl 5-(2-chloro-phenyl)-penta-2,4-dienoate

Ethyl 4-(diethoxy-phosphoryl)-but-2-enoate (3.92 g, 15.65 mmol) in solution in THF (70 ml) at 0 °C is treated with sodium hydride (60% in oil) (630 mg, 15.7 mmol). After 30 minutes of agitation at 0 °C, 2-chloro-benzaldehyde (2.0 g, 14.22 mmol) is added and the mixture is agitated from 0 °C to room temperature for 16 hours. The mixture is then evaporated to dryness, taken up in AcOEt and washed with water. The organic phase is dried on MgSO₄, filtered and evaporated to dryness. The syrup obtained is purified by silica column chromatography and eluted with a 2/1 EDP/CH₂Cl₂ mixture. Product 9A is isolated in the form of a yellow oil (1.1 g, 33%).

Example 9B: 5-(2-Chloro-phenyl)-penta-2,4-dienoic acid

Compound 9A (2.1 g, 8.87 mmol) in solution in THF (20 ml) is treated with a 1 N LiOH solution (35 ml, 35.4 mmol). After 2 hours of agitation at room temperature and 1 hour at reflux, the mixture is evaporated to dryness, taken up with water and treated with 4 N HCl up to acid pH. The precipitate formed is filtered, washed with water and then dried under a vacuum to yield pure product 9B (1.70 g, 92%).

Mass spectrum (ESI⁻): m/z 207 (M-H⁻)

Example 9: 5-(2-Chloro-phenyl)-1-(4-cyclopentyl-piperazin-1-yl)-penta-2,4-dien-1-one

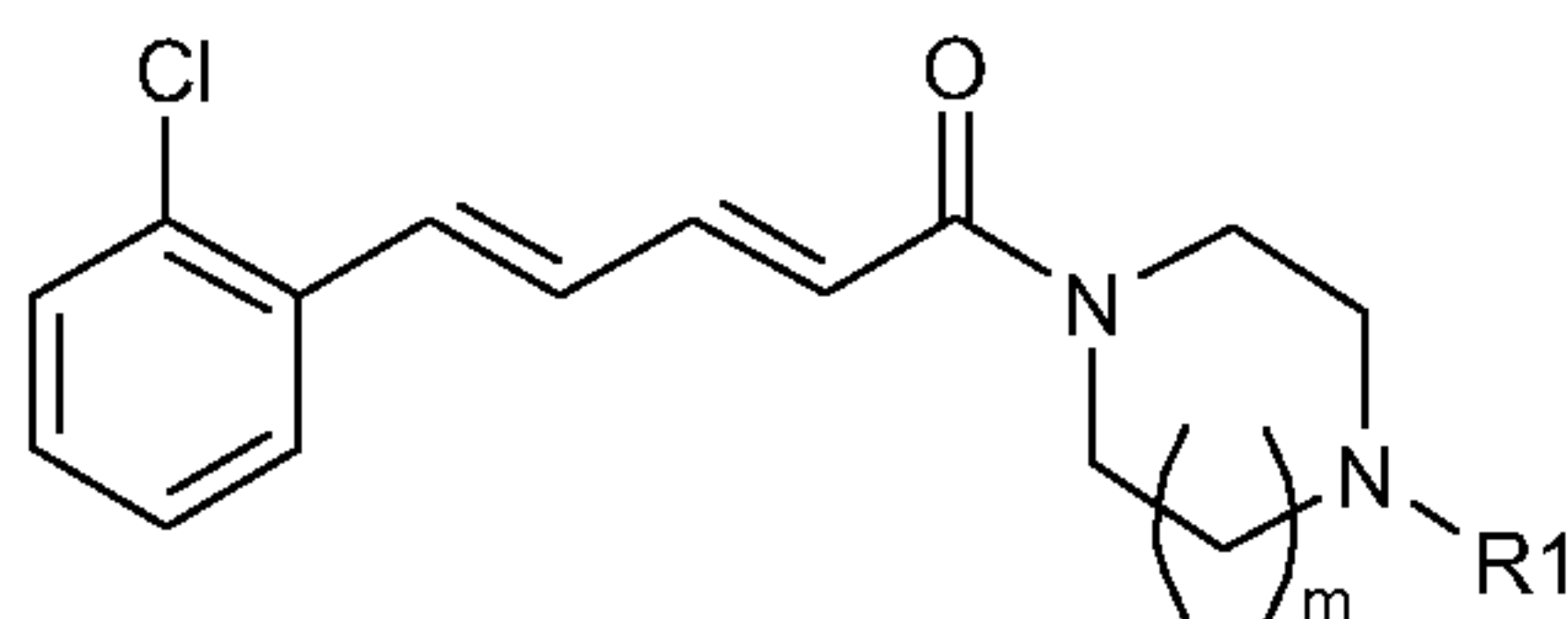
Compound 9 is prepared from intermediate 9B (67.0 mg, 0.32 mmol) and cyclopentylpiperazine (101.3 mg, 0.45 mmol) according to the conditions described for the preparation of

compound 1 from 1C. The pure product is isolated in the form of hydrochloride (99 mg, 81%).

Mass spectrum (ESI+): m/z 345 (M+H⁺)

5 Examples 10 to 15

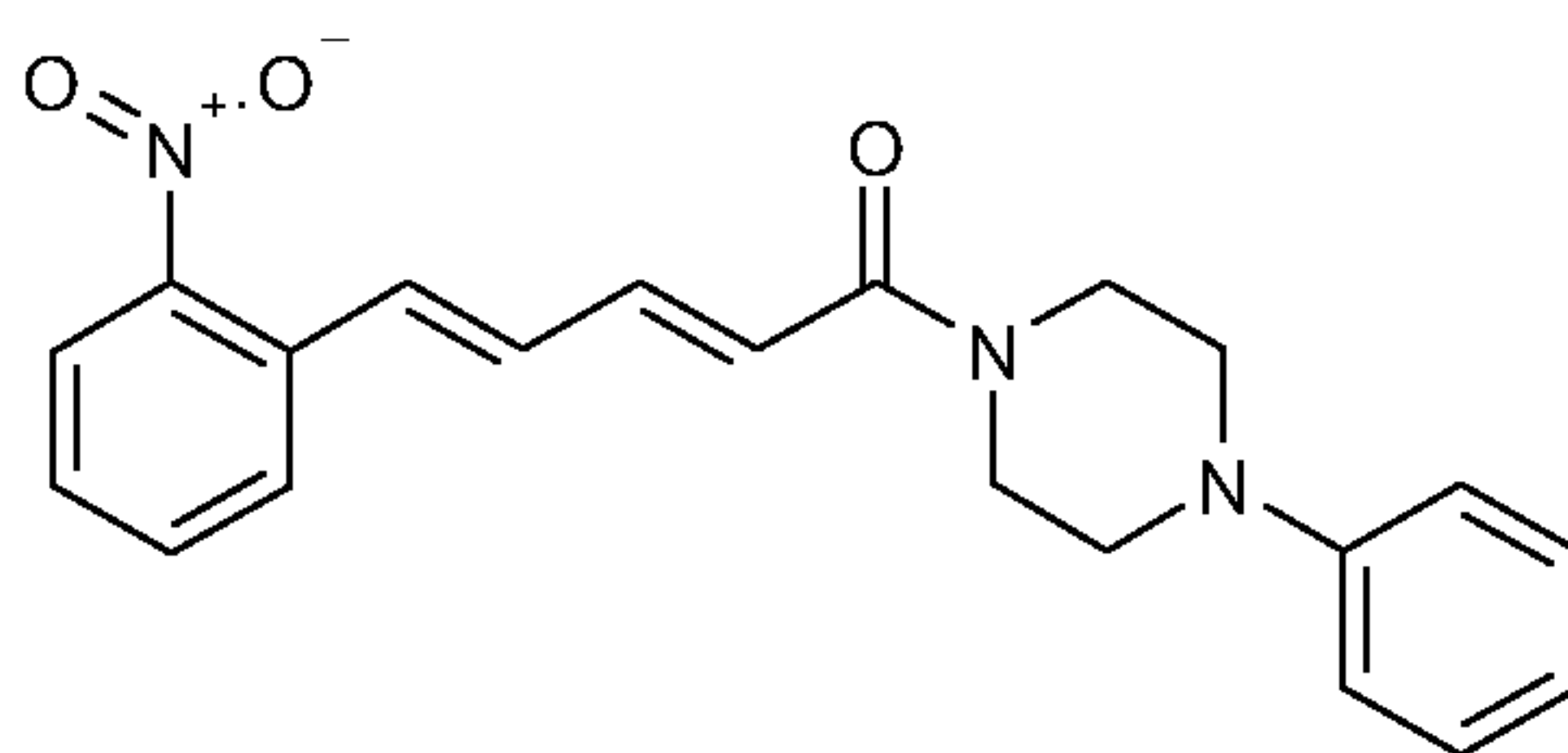
Compounds 10 to 15 were synthesized from intermediate 9B and corresponding amines according to the conditions described for the preparation of compound 1 from 1C.



Example	m	R1	Compound name	Mass spectrum (M+H) ⁺
10	1	Cyclohexyl	5-(2-Chloro-phenyl)-1-(4-cyclohexyl-piperazin-1-yl)-penta-2,4-dien-1-one	359
11	1	Cycloheptyl	5-(2-Chloro-phenyl)-1-(4-cycloheptyl-piperazin-1-yl)-penta-2,4-dien-1-one	373
12	1	3-Cl-propyl	5-(2-Chloro-phenyl)-1-[4-(3-chloro-propyl)-piperazin-1-yl]-penta-2,4-dien-1-one	353
13	1	2-Pyridine	5-(2-Chloro-phenyl)-1-(4-pyridin-2-yl-piperazin-1-yl)-penta-2,4-dien-1-one	354
14	2	2-Me-benzyl	5-(2-Chloro-phenyl)-1-[4-(2-methyl-benzyl)-[1,4]diazepan-1-yl]-penta-2,4-dien-1-one	395
15	2	2F-benzyl	5-(2-Chloro-phenyl)-1-[4-(2-fluoro-benzyl)-[1,4]diazepan-1-yl]-penta-2,4-dien-1-one	399

Example 16

5-(2-Nitro-phenyl)-1-(4-phenyl-piperazin-1-yl)-penta-2,4-dien-1-one

Example 16A: Ethyl 5-(2-nitro-phenyl)-penta-2,4-dienoate

3-(2-Nitro-phenyl)-propenal (4.0 g, 22.5 mmol) in
 5 solution in toluene (67 ml) is treated with ethyl
 (triphenylphosphoranyl)-acetate (8.25 g, 23.7 mmol). After 2
 days of agitation at reflux, the mixture is evaporated to
 dryness, purified by silica column chromatography and eluted
 with a 2/1 EDP/AcOEt mixture. Product 16A is isolated in the
 10 form of a yellow solid (4.96 g, 90%).

^1H NMR, DMSO- d_6 (ppm): 1.24 (t, 3H); 4.16 (q, 2H); 6.19
 (d, 1H); 7.17 (dd, 1H); 7.35 (d, 1H); 7.45 (dd, 1H); 7.59 (t,
 1H); 7.77 (t, 1H); 7.89 (d, 1H); 8.00 (d, 1H).

Mass spectrum (ESI+): m/z 248 ($\text{M}+\text{H}^+$)

15

Example 16B: 5-(2-Nitro-phenyl)-penta-2,4-dienoic acid

Intermediate 16A (2.59 g, 10.5 mmol) is saponified
 according to the conditions described for the preparation of
 compound 1C from 1B. The pure product is isolated in the form
 20 of a white solid (2.27 g, 99%).

Mass spectrum (ESI-): m/z 218 ($\text{M}-\text{H}^-$)

Example 16: 5-(2-Nitro-phenyl)-1-(4-phenyl-piperazin-1-yl)-penta-2,4-dien-1-one

25 Compound 16 is prepared from intermediate 16B (404 mg,
 1.84 mmol) and phenyl-piperazine (415 μl , 2.20 mmol) according
 to the conditions described for the preparation of compound 1
 from 1C. The pure product is isolated in the form of
 hydrochloride (621 mg, 87%).

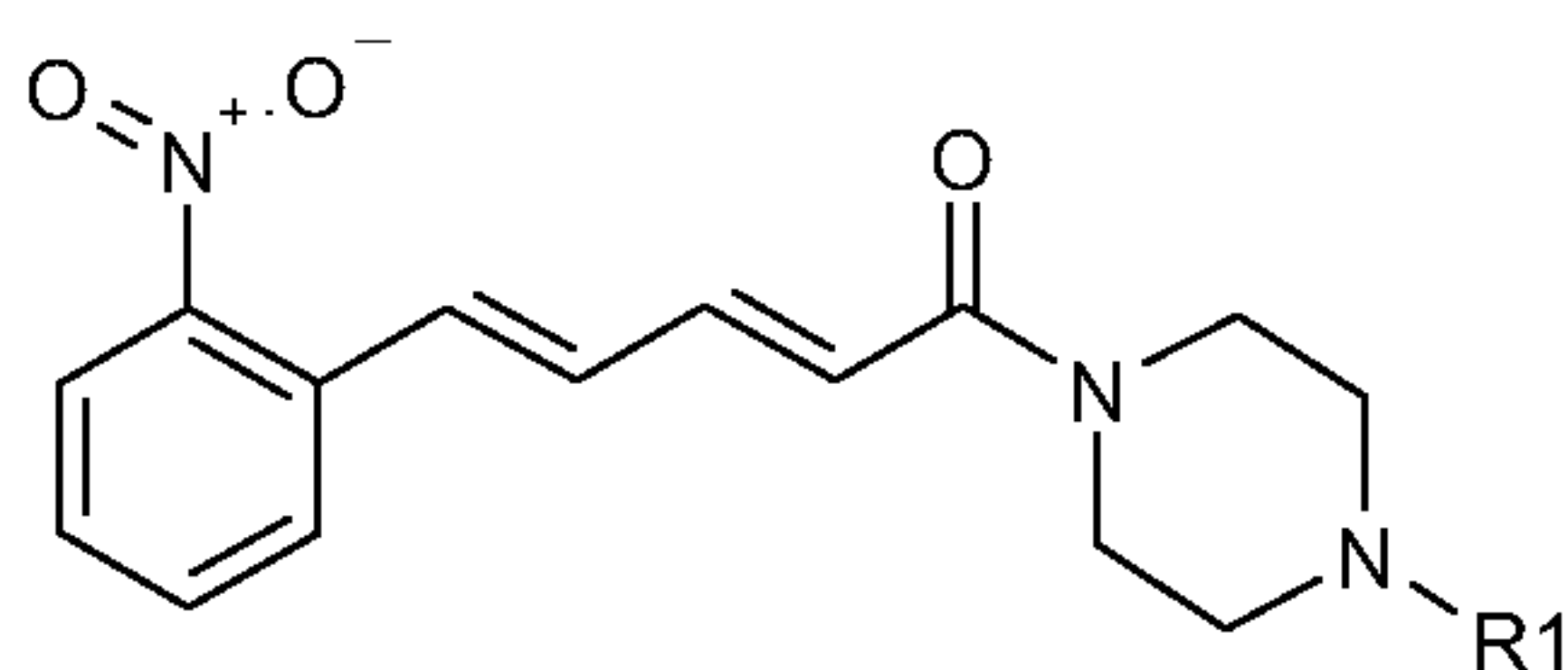
30 ^1H NMR, DMSO- d_6 (ppm): 3.29 (broad s, 4H); 3.82 (broad s,
 4H); 6.94 (d, 1H); 7.00 (t, 1H); 7.20 (m, 4H); 7.32 (m, 3H);
 7.57 (t, 1H); 7.75 (t, 1H); 7.87 (d, 1H); 7.99 (d, 1H).

Mass spectrum (ESI+): m/z 364 ($\text{M}+\text{H}^+$)

Examples 17 to 26

Compounds 17 to 26 were synthesized from the intermediate 16B and corresponding amines according to the conditions described for the preparation of compound 1 from 1C.

5

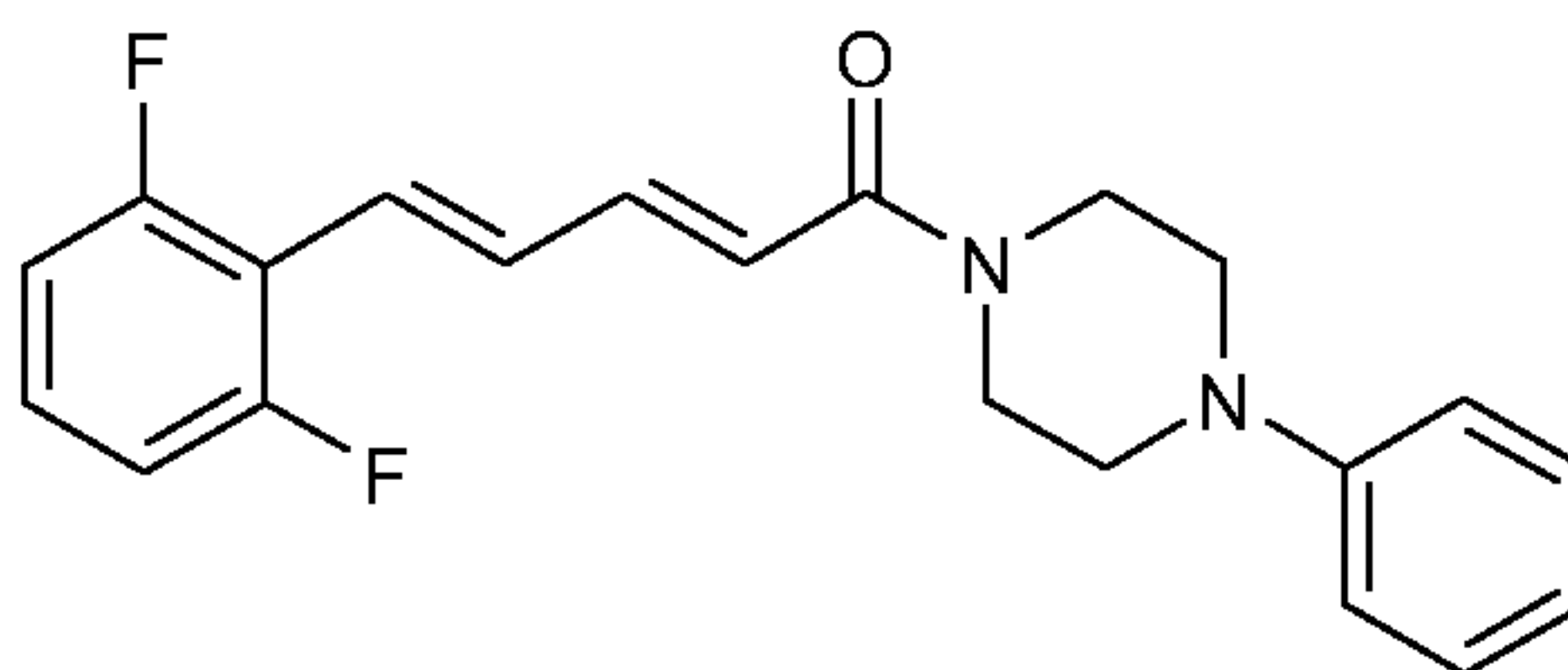


Example	R1	Compound name	Mass spectrum (M+H) ⁺
17	Cyclohexyl	1-(4-Cyclohexyl-piperazin-1-yl)-5-(2-nitro-phenyl)-penta-2,4-dien-1-one	370
18	Cyclopentyl	1-(4-Cyclopentyl-piperazin-1-yl)-5-(2-nitro-phenyl)-penta-2,4-dien-1-one	356
19	4-F-phenyl	1-[4-(4-Fluoro-phenyl)-piperazin-1-yl]-5-(2-nitro-phenyl)-penta-2,4-dien-1-one	382
20	3-Cl-propyl	1-[4-(3-Chloro-propyl)-piperazin-1-yl]-5-(2-nitro-phenyl)-penta-2,4-dien-1-one	364
21	2-pyridine	5-(2-Nitro-phenyl)-1-(4-pyridin-2-yl-piperazin-1-yl)-penta-2,4-dien-1-one	365
22	Cyclopentyl-methyl	1-(4-Cyclopentylmethyl-piperazin-1-yl)-5-(2-nitro-phenyl)-penta-2,4-dien-1-one	370
23	Thiophene-3-methyl	5-(2-Nitro-phenyl)-1-(4-thiophen-3-ylmethyl-piperazin-1-yl)-penta-2,4-dien-1-one	384
24	4-F-benzyl	1-[4-(4-Fluoro-benzyl)-piperazin-1-yl]-5-(2-nitro-phenyl)-penta-2,4-dien-1-one	396
25	Butyl	1-(4-Butyl-piperazin-1-yl)-5-(2-nitro-phenyl)-penta-2,4-dien-1-one	344
26	3-Cl-phenyl	1-[4-(3-Chloro-phenyl)-piperazin-1-yl]-5-(2-nitro-phenyl)-penta-2,4-dien-1-one	398

Example 27

5-(2,6-Difluoro-phenyl)-1-(4-phenyl-piperazin-1-yl)-penta-2,4-dien-1-one

5

Example 27A: Ethyl 5-(2,6-difluoro-phenyl)-penta-2,4-dienoate

Ethyl (diethoxy-phosphoryl)-acetate (3.72 ml, 18.7 mmol)
 10 in solution in THF (114 ml) is treated with sodium hydride
 (60% in oil) (819 mg, 20.4 mmol) at room temperature for 5
 minutes. 3-(2,6-Difluoro-phenyl)-propenal (2.87 g, 17.0 mmol)
 in solution in THF (29 ml) is then added dropwise. After 3
 hours of agitation at room temperature, the mixture is
 15 evaporated to dryness, taken up in ethyl acetate and washed
 with water. The organic phase is dried on Na₂SO₄, filtered and
 evaporated to dryness. The yellow solid obtained is used
 directly in the following reaction.

20 Example 27B: 5-(2,6-Difluoro-phenyl)-penta-2,4-dienoic acid

Intermediate 27B (3.28 g, 13.76 mmol) is saponified
 according to the conditions described for the preparation of
 compound 1C from 1B. The pure product is isolated in the form
 of a beige solid (2.56 g, 88%).

25 Mass spectrum (ESI⁻): m/z 209 (M-H⁻)

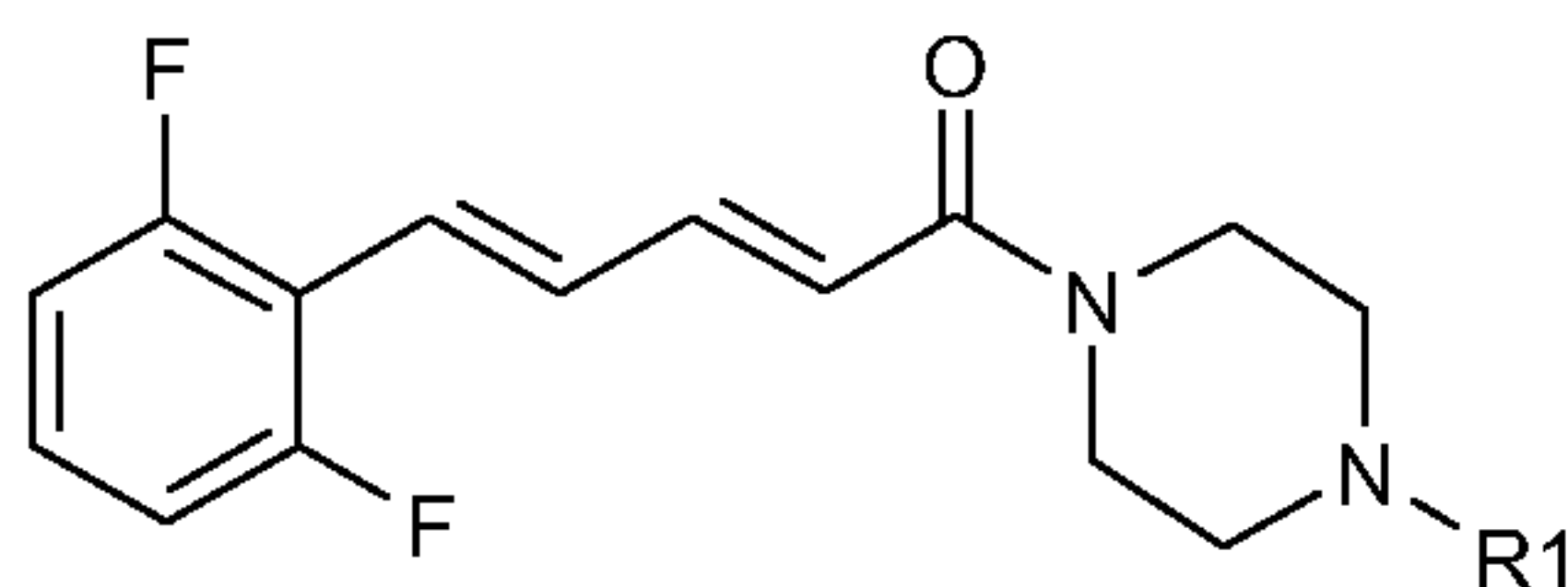
Example 27: 5-(2,6-Difluoro-phenyl)-1-(4-phenyl-piperazin-1-yl)-penta-2,4-dien-1-one

Compound 27 is prepared from intermediate 27B (60 mg,
 30 0.285 mmol) and phenyl-piperazine (68.1 µl, 0.342 mmol)
 according to the conditions described for the preparation of
 compound 1 from 1C. The pure product is isolated in the form
 of beige powder (72 mg, 79%).

Mass spectrum (ESI⁺): m/z 355 (M+H⁺)

Examples 28 to 31

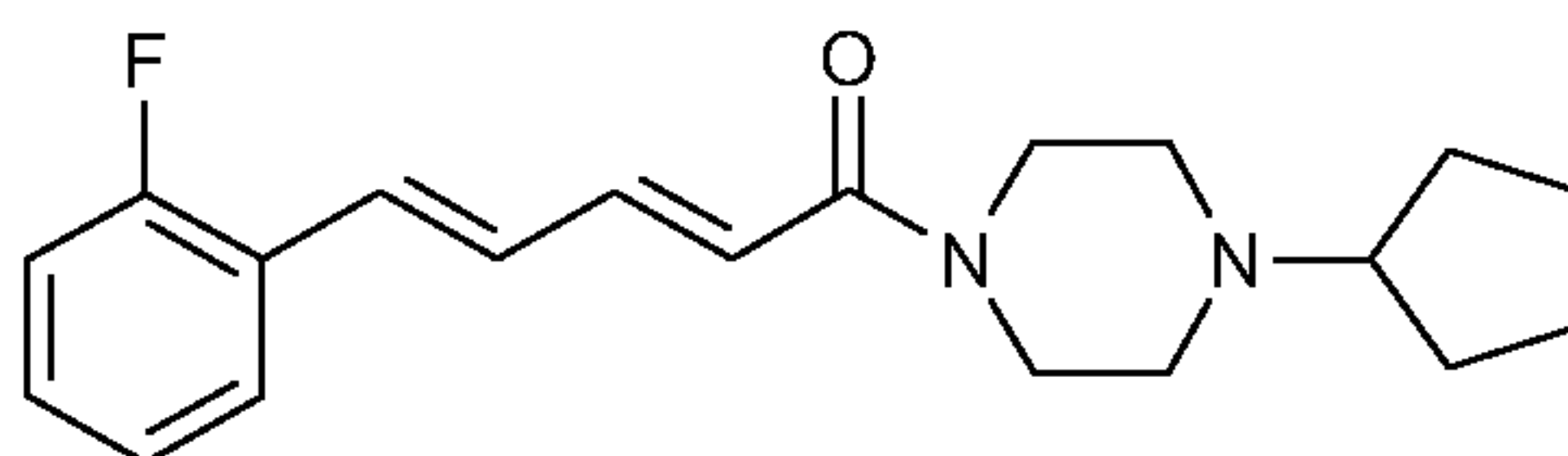
Compounds 28 to 31 were synthesized from intermediate 27B and corresponding amines according to the conditions described for the preparation of compound 1 from 1C.



Example	R1	Compound name	Mass spectrum (M+H) ⁺
28	Cyclohexyl	1-(4-Cyclohexyl-piperazin-1-yl)-5-(2,6-difluoro-phenyl)-penta-2,4-dien-1-one	361
29	3-Cl-propyl	1-[4-(3-Chloro-propyl)-piperazin-1-yl]-5-(2,6-difluoro-phenyl)-penta-2,4-dien-1-one	355
30	Cyclopentyl	1-(4-Cyclopentyl-piperazin-1-yl)-5-(2,6-difluoro-phenyl)-penta-2,4-dien-1-one	347
31	4-F-benzyl	5-(2,6-Difluoro-phenyl)-1-[4-(4-fluoro-benzyl)-piperazin-1-yl]-penta-2,4-dien-1-one	387

10 Example 32

1-(4-Cyclopentyl-piperazin-1-yl)-5-(2-fluoro-phenyl)-penta-2,4-dien-1-one



15

Example 32A: Ethyl 5-(2-fluoro-phenyl)-penta-2,4-dienoate

Intermediate 32A is prepared from 3-(2-difluoro-phenyl)-propenal and ethyl (diethoxy-phosphoryl)-acetate according to the conditions described for the preparation of compound 27A.

20 Mass spectrum (ESI⁺): m/z 221 (M+H⁺)

Example 32B: 5-(2-Fluoro-phenyl)-penta-2,4-dienoic acid

Intermediate 32B is prepared from compound 32A according to the conditions described for the preparation of compound 27B.

Mass spectrum (ESI⁻): m/z 191 (M-H⁻)

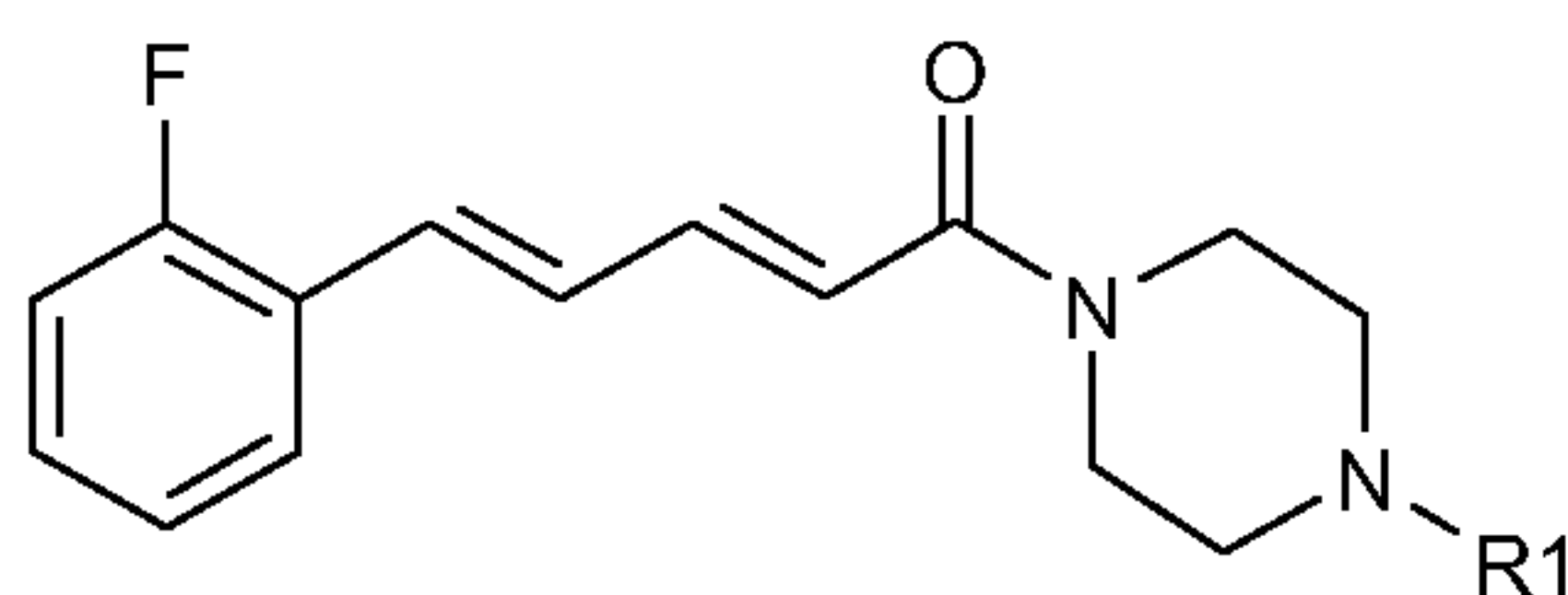
Example 32: 1-(4-Cyclopentyl-piperazin-1-yl)-5-(2-fluoro-phenyl)-penta-2,4-dien-1-one

Compound 32 is prepared from intermediate 32B (100.0 mg, 0.52 mmol) and cyclopentyl-piperazine (165.3 mg, 0.73 mmol) according to the conditions described for the preparation of compound 1 from 1C. The pure product is isolated in the form of white powder (122 mg, 64%).

Mass spectrum (ESI⁺): m/z 329 (M+H⁺)

Examples 33 to 36

Compounds 33 to 36 were synthesized from intermediate 32B and corresponding amines according to the conditions described for the preparation of compound 1 from 1C.



Example	R1	Compound name	Mass spectrum (M+H) ⁺
33	Cyclohexyl	1-(4-Cyclohexyl-piperazin-1-yl)-5-(2-fluoro-phenyl)-penta-2,4-dien-1-one	343
34	2-Pyridine	5-(2-Fluoro-phenyl)-1-(4-pyridin-2-yl-piperazin-1-yl)-penta-2,4-dien-1-one	338
35	Phenyl	5-(2-Fluoro-phenyl)-1-(4-phenyl-piperazin-1-yl)-penta-2,4-dien-1-one	337
36	3-Cl-propyl	1-[4-(3-Chloro-propyl)-piperazin-1-yl]-5-(2-fluoro-phenyl)-penta-2,4-dien-1-one	337

The derivatives of the present invention are PAR-1 receptor antagonists as the results of the models described below demonstrate:

5 In a variety of cell types, activation of PAR-1 receptors by the SFLLR peptide (a selective PAR-1 agonist) triggers an intracellular signal cascade leading to the release of calcium by the endoplasmic reticulum. Chinese hamster ovarian (CHO) cells constitutently express PAR-1 receptor. In this cell line,
10 the release of calcium consecutive to receptor activation by SFLLR is measured by a fluorometry technique (fluorometric imaging plate reader, or FLIPR) using a selective probe for calcium (Fluo-3AM). The emission of fluorescence is pharmacologically proportional to the efficiency of the PAR-1
15 agonist and to its concentration. The compounds described in the present invention have demonstrated that they are capable of antagonizing PAR-1 receptors and thus decreasing the release of calcium induced by the agonist.

Materials:

20 Culture medium: Ham's F-12 (Ham, R.G., Proc. Nat. Acad. Sci. 1965, 53: 288) supplemented with 10% fetal calf serum and antibiotic (Probenicid, 2.5 mM).

Fluorescent probe: Fluo-3AM (4 μ M; Teflabs, Austin, Texas, USA)

25 Agonist: SFLLR-NH₂ (Serine, phenylalanine, leucine, leucine, arginine).

Methods: CHO cells are inoculated in 96-well plates (60,000 cells per well) in the presence of 200 μ l of culture medium for 24 hours. The cells are incubated with the calcium
30 fluorescent probe for 1 hour at 37 °C. The cells are then washed 10 minutes before the signal is measured. PAR-1 antagonist is then injected (0.01 μ M to 10 μ M). The plates are placed in the FLIPR (Molecular Devices, UK) to measure calcium fluorescence at two wavelengths (488 nm and 540 nm: Sullivan
35 et al., Calcium Signaling Protocols 1999, 125-136). Measurements are taken for 5 min before the antagonist is added and for 10 min following its administration. Maximum

fluorescence minus baseline fluorescence is measured in 4 different wells. The test is carried out in duplicate. Under these conditions, the derivatives of the present invention were identified as PAR-1 receptor antagonists (antagonism >60% of the calcium signal at 10 μ M). The dose-response curves (0.01 μ M to 32 μ M) obtained with the SFLLR agonist allowed determination of the effective concentration inducing 50% of the maximum effect (EC_{50}). The strengths (pA_2) of some of the PAR-1 antagonists described in the present invention were calculated using the method of Arunlakshana and Schild (Brit. J. Pharmacol., 1959, 14: 48-58) from the EC_{50} shifts observed at three concentrations.

Results:

The several examples which follow, chosen among the compounds of the present invention, illustrate the completely unexpected capacity of these compounds to antagonize PAR-1 receptors.

Example	pA_2
1	6.5
2	6.63
9	6.64
16	7.23
18	7.16
21	7.11

20

The *in vivo* antiplatelet aggregation and antithrombotic activities of PAR-1 antagonists have been shown in a guinea pig model of arterial thrombosis, which has very high hemodynamic shear stress. In a vascular bed, an endothelial lesion causes the intravascular formation of a platelet-rich thrombus that will gradually occlude all of the vessel's lumen. The platelet aggregation process is strongly activated by thrombin via PAR-1 receptors. The compounds described in the present invention have demonstrated that they are capable of antagonizing PAR-1 receptors and thus delaying thrombus formation.

Materials:

The studies are conducted using guinea pigs (PAR-1 receptors similar to man). Irradiation by means of a green laser light in the presence of a photosensitizing agent (Rose Bengal administered intravenously) damages the carotid endothelium. The carotid flow rate is quantified using a Transonic flow probe. The time required to completely occlude the carotid (flow rate of 0) is measured.

Methods:

After the animal is anesthetized (60 mg/kg pentobarbital), 5 mm of the carotid artery is resected and the laser is placed 4 mm above the artery. A flow probe placed upstream measures occlusion time. Rose Bengal (20 mg/kg) is administered by intravenous route and the vessel is irradiated at a wavelength of 514 nm (for 3 min). PAR-1 antagonists are administered by intravenous route using a bolus (over 2 min immediately before administration of Rose Bengal) followed by a 15-minute perfusion which begins when the laser is turned on.

Results:

Certain compounds described in the present invention have shown that they are able, after administration by intravenous route at doses from 0.16 mg/kg to 2.5 mg/kg, to delay the time before the formation of a thrombus from 10% to 90% compared to animals receiving vehicle alone.

The derivatives according to the invention are also of use in the treatment of atrial fibrillation.

In the case of postinfarction cardiac-cavity volume overload, the right and left auricles dilate, thus constituting the substrate for the genesis of atrial fibrillation. The disturbance of hemostasis in the cavity of the dilated auricle of a patient suffering from atrial fibrillation leads to an abnormal concentration of thrombin. The inventors have demonstrated that this accumulation of thrombin is responsible for an up-regulation of PAR-1 which can trigger the proliferation of fibroblasts as well as the formation of platelet thrombus.

By their mechanism of action, PAR-1 antagonists can thus prevent atrial dilation, fibroblast proliferation and thrombus formation in the auricle of a patient suffering from atrial fibrillation.

5 As a result, a PAR-1 antagonist constitutes an effective preventative and/or curative treatment for atrial fibrillation. The compounds described in the present invention have demonstrated that they are capable of antagonizing PAR-1 receptors and preventing auricle dilation.

10 Materials:

The studies are carried out using male rats. Because they tolerate surgery best, rats in a weight range of 180-200 g on arrival were chosen for the experiment. Measurements of the various myocardial cavities are conducted by echocardiography
15 on the anesthetized animal.

Methods:

The animal is anesthetized by a 3.5% mixture of isoflurane in oxygen (Aerrane, Baxter Laboratories). A thoracotomy perpendicular to the sternum of approximately 2 cm
20 is performed at the level of the fourth intercostal space towards the left forefoot. A ligature (4-0 silk, CC1 needle, Ethicon) is passed around the left coronary artery 1 mm from its origin. A surgical knot, sufficiently tight to completely occlude the vessel, is tied around the left coronary artery.
25 The continuously-recording electrocardiogram makes it possible to verify the satisfactory positioning of the ligature. Two months after the procedure, the animals are again anesthetized for an echocardiographic measurement of the cardiac cavities and a measurement of blood velocity within the myocardium
30 using pulsed Doppler. Lastly, the animals are euthanized by sodium pentobarbital overdose (160 mg/kg, IP) for various histological measurements. The animals are force-fed daily PAR-1 antagonist products from 24 h after infarction until the animal is sacrificed.

35 Results:

Certain compounds described in the present invention have shown that they are able, after administration by oral route

in doses from 10-100 mg/kg/d for 60 days, to reduce by 20% to 90% the auricle surface (measured by echocardiography) compared to untreated animals.

The present invention also relates to pharmaceutical compositions containing as an active ingredient a compound of general formula (I), or a pharmaceutically-acceptable salt thereof, mixed or combined with a suitable excipient. Such compositions can assume the form, for example, of solid or liquid compositions, emulsions, lotions or creams.

As solid compositions for oral administration, tablets, pills, powders (in gelatin capsules or in packets) or granules can be used. In such compositions, the active ingredient according to the invention is mixed with one or more inert diluents, such as starch, cellulose, sucrose, lactose or silica, under an argon flow. Such compositions may also include substances other than diluents, for example one or more lubricants such as magnesium stearate or talc, a colorant, a coating (for sugar-coated pills) or a varnish.

As liquid compositions for oral administration, the following can be used: pharmaceutically-acceptable solutions, suspensions, emulsions, syrups and elixirs containing inert diluents such as water, ethanol, glycerol, vegetable oils or liquid paraffin. Such compositions can include substances other than diluents, for example wetting, sweetening, thickening, flavoring or stabilizing agents.

Sterile compositions for parenteral administration can be, preferably, aqueous or non-aqueous solutions, suspensions or emulsions. As a solvent or vehicle, the following can be used: water, propylene glycol, polyethylene glycol, vegetable oils, in particular olive oil, injectable organic esters, for example ethyl oleate or other suitable organic solvents. Such compositions can also contain additives, in particular wetting agents, isotonic agents, emulsifiers, dispersants and stabilizers. Sterilization can be achieved in several ways, for example by sterilizing filtration, by incorporating sterilizing agents in the composition, by irradiation or by heating. Such compositions can also be prepared in the form of

sterile solid compositions that can be dissolved in sterile water or in any other injectable sterile medium just before use.

Compositions for rectal administration are suppositories
5 or rectal capsules that contain, in addition to the active product, excipients such as cocoa butter, semi-synthetic glycerides or polyethylene glycols.

Compositions for topical administration can be creams, lotions, eye drops, mouth washes, nose drops or aerosols, for
10 example.

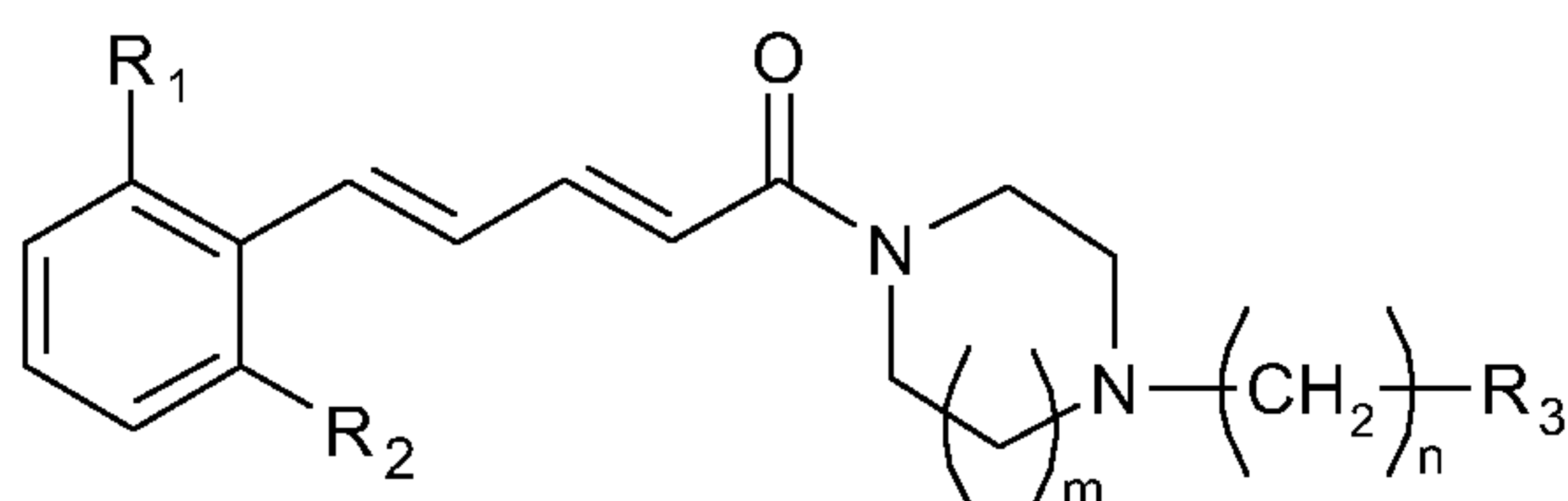
Doses depend on desired effect, treatment duration and administration route, and are generally between 0.001 g and 1 g (preferably between 0.005 g and 0.75 g) per day, preferably by oral route for an adult, with unit doses ranging
15 from 0.1 mg to 500 mg of active substance.

Generally, the doctor will establish suitable dosing according to the patient's age, weight and other specific factors of the case.

According to a specific embodiment, the present invention
20 also relates to products containing a compound according to general formula (I) and another cardiovascular agent as a combination product for simultaneous, separate or time-release use in cardiovascular therapy, the other cardiovascular agent able to be an antiplatelet agent such as aspirin, clopidogrel,
25 ticlopidine, abciximab, tirofiban or eptifibatide.

CLAIMS

1. Compounds of general formula (I):



wherein:

R₁ and R₂, identical or different, represent:

an atom of hydrogen or halogen, CN or NO₂, with R₁ and R₂
not representing hydrogen simultaneously,

m represents:

1 or 2

n represents:

0, 1 or 2

R₃ represents:

phenyl substituted or not by one or more residues chosen
among halogen, hydroxyl or C₁-C₆ alkyl; C₂-C₆ alkyl
substituted or not by one or more residues chosen among
halogen or hydroxyl; cycloalkyl; pyridine; thiophene;
pyrrole substituted or not by C₁-C₆ alkyl; thiazole or
furan;

or the therapeutically-acceptable salts or solvates thereof.

2. Compounds according to claim 1, wherein R₁ is nitro,
R₂ is hydrogen, m equals 1, n equals 0 and R₃ is phenyl
substituted by one or more halogens or C₁-C₆ alkyls, cycloalkyl
or pyridine.

3. Compounds according to claim 1, wherein R₁ is cyano,
R₂ is hydrogen, m equals 1, n equals 0 and R₃ is phenyl
substituted by one or more halogens or C₁-C₆ alkyls, cycloalkyl
or pyridine.

4. A compound according to claim 1 selected among:

2-[5-Oxo-5-(4-pyridin-2-yl-piperazin-1-yl)-penta-1,3-dienyl]-benzonitrile;

5 2-[5-(4-Cyclopentyl-piperazin-1-yl)-5-oxo-penta-1,3-dienyl]-benzonitrile;

2-[5-(4-Cyclohexyl-piperazin-1-yl)-5-oxo-penta-1,3-dienyl]-benzonitrile;

2-{5-[4-(3-Chloro-propyl)-piperazin-1-yl]-5-oxo-penta-1,3-dienyl}-benzonitrile;

10 2-{5-[4-(3-Chloro-phenyl)-piperazin-1-yl]-5-oxo-penta-1,3-dienyl}-benzonitrile;

2-{5-[4-(2-Hydroxy-phenyl)-piperazin-1-yl]-5-oxo-penta-1,3-dienyl}-benzonitrile;

15 2-{5-[4-(2,4-Dimethyl-benzyl)-[1,4]diazepan-1-yl]-5-oxo-penta-1,3-dienyl}-benzonitrile;

2-{5-[4-(2-Methyl-benzyl)-[1,4]diazepan-1-yl]-5-oxo-penta-1,3-dienyl}-benzonitrile;

5-(2-Chloro-phenyl)-1-(4-cyclopentyl-piperazin-1-yl)-penta-2,4-dien-1-one;

20 5-(2-Chloro-phenyl)-1-(4-cyclohexyl-piperazin-1-yl)-penta-2,4-dien-1-one;

5-(2-Chloro-phenyl)-1-(4-cycloheptyl-piperazin-1-yl)-penta-2,4-dien-1-one;

25 5-(2-Chloro-phenyl)-1-[4-(3-chloro-propyl)-piperazin-1-yl]-penta-2,4-dien-1-one;

5-(2-Chloro-phenyl)-1-(4-pyridin-2-yl-piperazin-1-yl)-penta-2,4-dien-1-one;

5-(2-Chloro-phenyl)-1-[4-(2-methyl-benzyl)-[1,4]diazepan-1-yl]-penta-2,4-dien-1-one;

30 5-(2-Chloro-phenyl)-1-[4-(2-fluoro-benzyl)-[1,4]diazepan-1-yl]-penta-2,4-dien-1-one;

5-(2-Nitro-phenyl)-1-(4-phenyl-piperazin-1-yl)-penta-2,4-dien-1-one;

35 1-(4-Cyclohexyl-piperazin-1-yl)-5-(2-nitro-phenyl)-penta-2,4-dien-1-one;

1-(4-Cyclopentyl-piperazin-1-yl)-5-(2-nitro-phenyl)-penta-2,4-dien-1-one;

1-[4-(4-Fluoro-phenyl)-piperazin-1-yl]-5-(2-nitro-phenyl)-
penta-2,4-dien-1-one;

1-[4-(3-Chloro-propyl)-piperazin-1-yl]-5-(2-nitro-phenyl)-
penta-2,4-dien-1-one;

5 5-(2-Nitro-phenyl)-1-(4-pyridin-2-yl-piperazin-1-yl)-penta-
2,4-dien-1-one;

1-(4-Cyclopentylmethyl-piperazin-1-yl)-5-(2-nitro-phenyl)-
penta-2,4-dien-1-one;

10 5-(2-Nitro-phenyl)-1-(4-thiophen-3-ylmethyl-piperazin-1-yl)-
penta-2,4-dien-1-one;

1-[4-(4-Fluoro-benzyl)-piperazin-1-yl]-5-(2-nitro-phenyl)-
penta-2,4-dien-1-one;

1-(4-Butyl-piperazin-1-yl)-5-(2-nitro-phenyl)-penta-2,4-dien-
1-one;

15 1-[4-(3-Chloro-phenyl)-piperazin-1-yl]-5-(2-nitro-phenyl)-
penta-2,4-dien-1-one;

5-(2,6-Difluoro-phenyl)-1-(4-phenyl-piperazin-1-yl)-penta-2,4-
dien-1-one;

20 1-(4-Cyclohexyl-piperazin-1-yl)-5-(2,6-difluoro-phenyl)-penta-
2,4-dien-1-one;

1-[4-(3-Chloro-propyl)-piperazin-1-yl]-5-(2,6-difluoro-
phenyl)-penta-2,4-dien-1-one;

1-(4-Cyclopentyl-piperazin-1-yl)-5-(2,6-difluoro-phenyl)-
penta-2,4-dien-1-one;

25 5-(2,6-Difluoro-phenyl)-1-[4-(4-fluoro-benzyl)-piperazin-1-
yl]-penta-2,4-dien-1-one;

1-(4-Cyclopentyl-piperazin-1-yl)-5-(2-fluoro-phenyl)-penta-
2,4-dien-1-one;

30 1-(4-Cyclohexyl-piperazin-1-yl)-5-(2-fluoro-phenyl)-penta-2,4-
dien-1-one;

5-(2-Fluoro-phenyl)-1-(4-pyridin-2-yl-piperazin-1-yl)-penta-
2,4-dien-1-one;

5-(2-Fluoro-phenyl)-1-(4-phenyl-piperazin-1-yl)-penta-2,4-
dien-1-one;

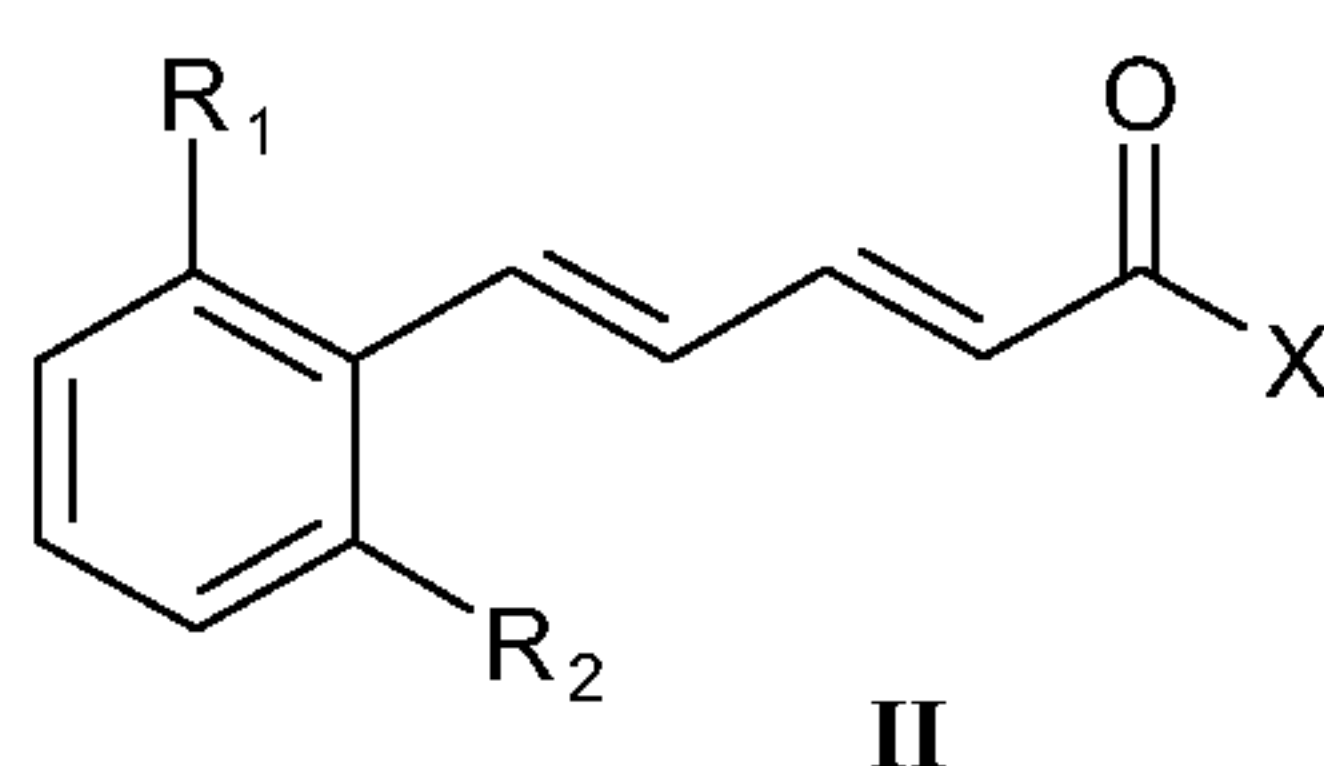
35 1-[4-(3-Chloro-propyl)-piperazin-1-yl]-5-(2-fluoro-phenyl)-
penta-2,4-dien-1-one;

as well as therapeutically-acceptable salts and solvates thereof.

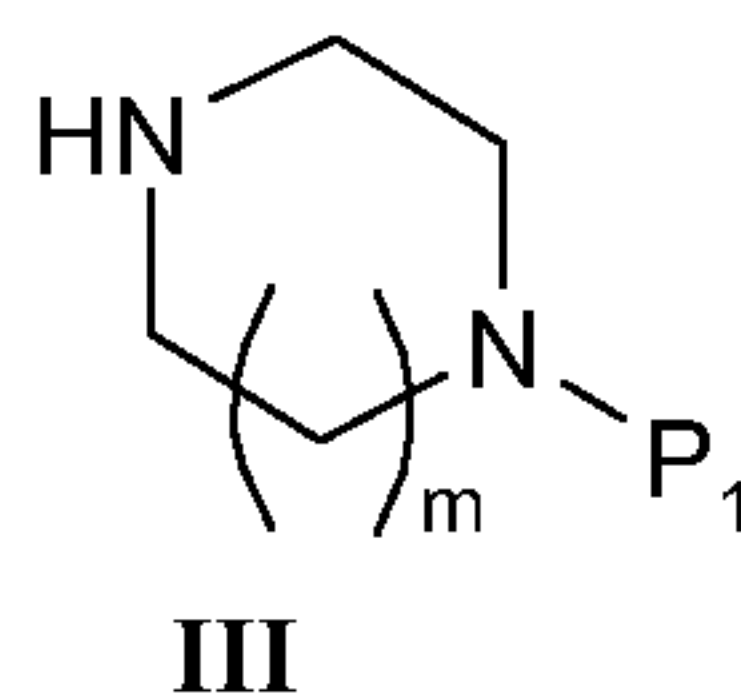
5 5. Compounds according to one of the claims 1 to 4, for use as a drug.

6. A method of preparation of compounds of general formula (I) according to one of the claims 1 to 4, comprised of the condensation of an intermediate of general formula (II)

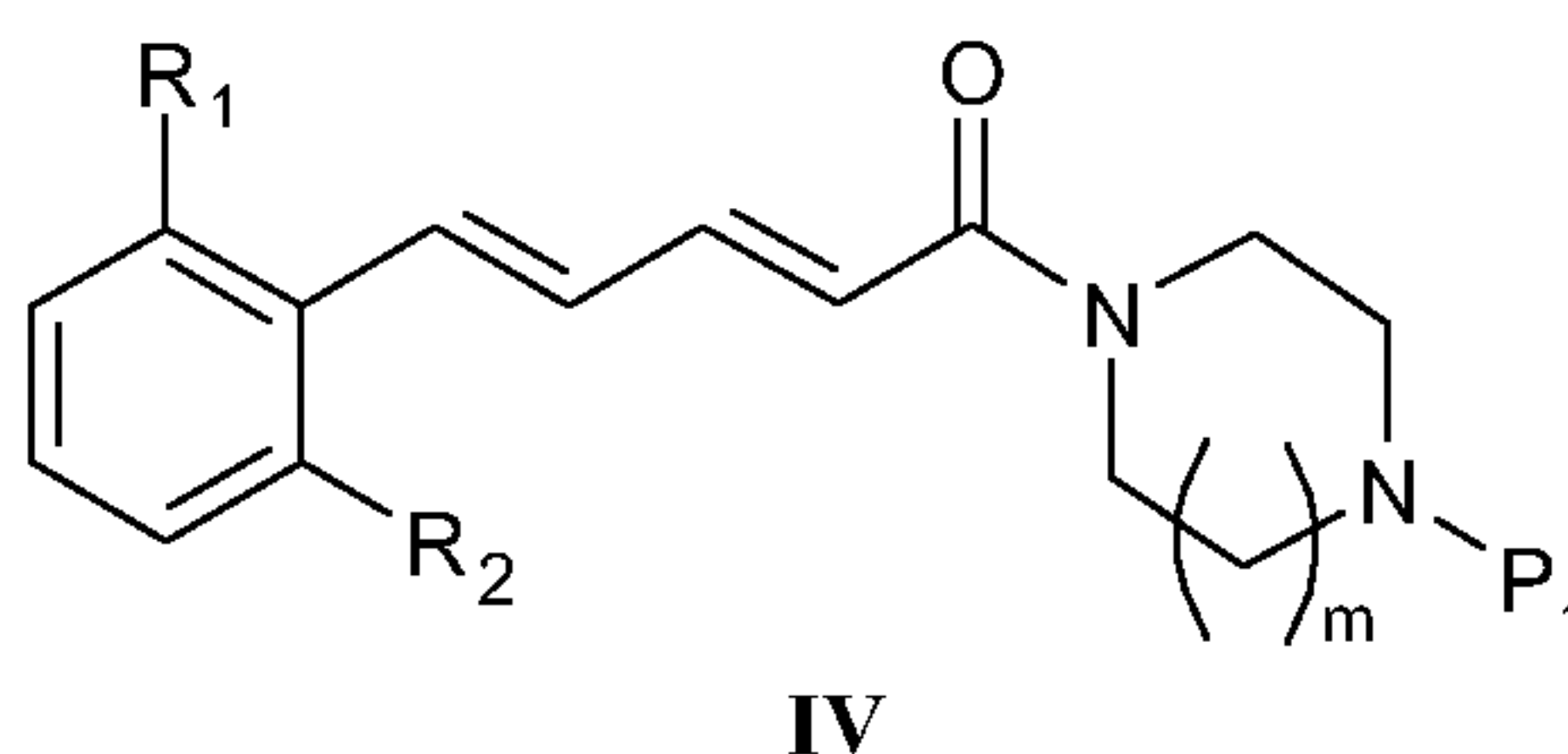
10



15 wherein R_1 and R_2 are defined as in the description of general formula (I) of claim 1, X can represent a leaving group such as chlorine or X can represent hydroxyl, with an amine of general formula (III)



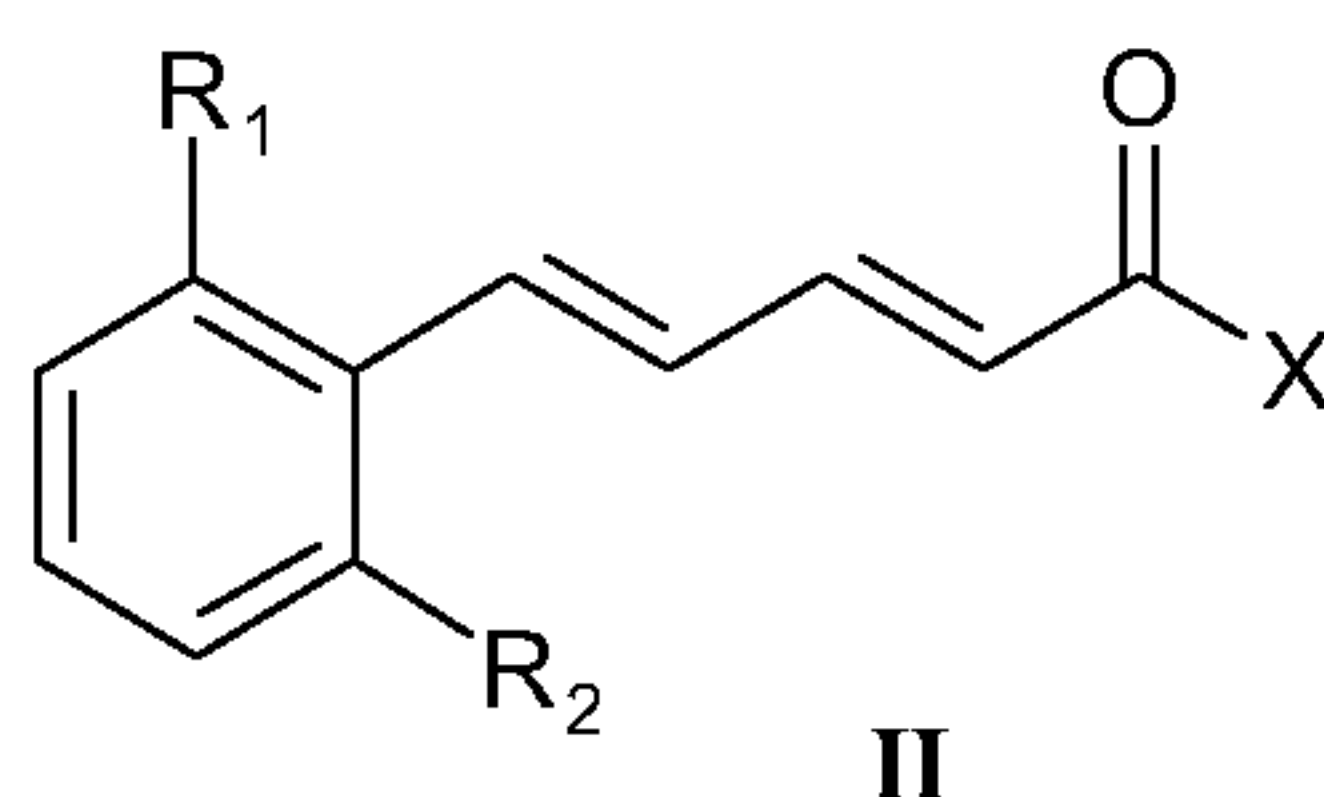
20 wherein P_1 represents a protective group. The intermediate obtained, of general formula (IV)



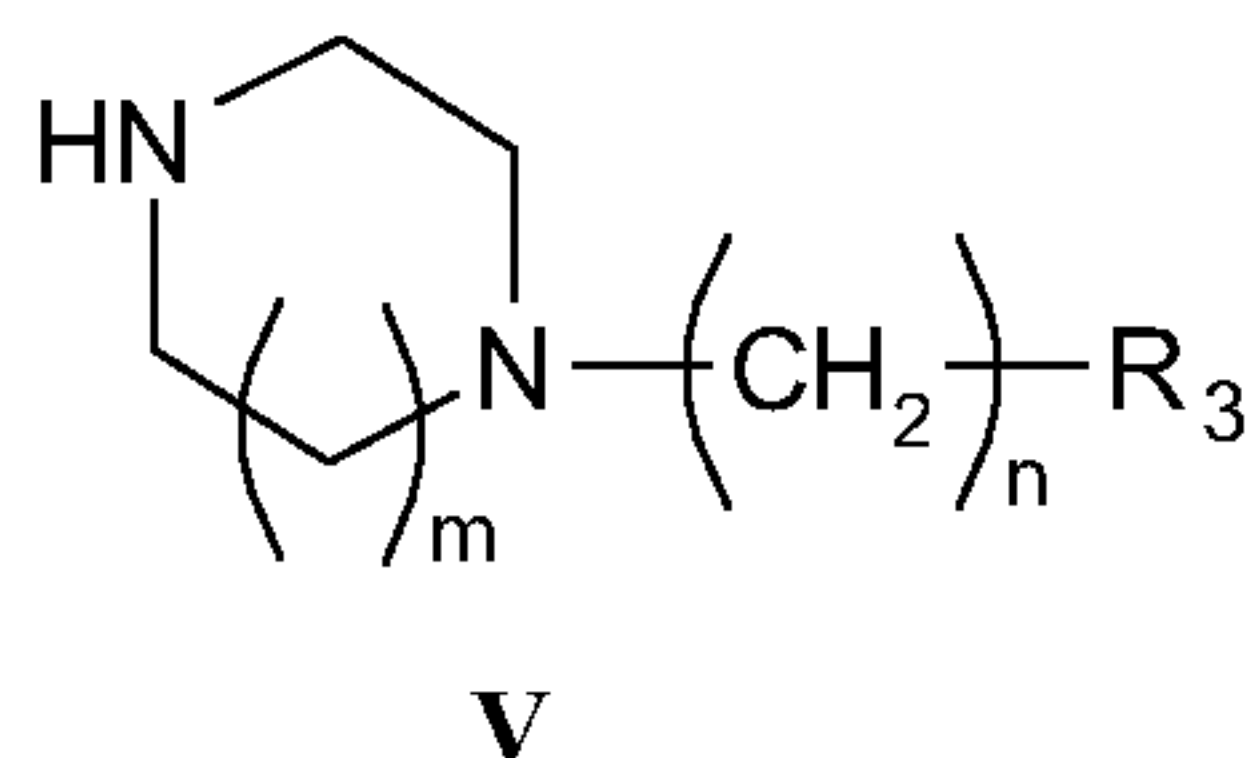
25 wherein R_1 , R_2 and P_1 are defined as previously, yields compounds of general formula (I) after deprotection and reaction of the amine achieved either with a reagent of general formula $R_3(CH_2)_nY$ wherein R_3 and n are defined as in

the description of general formula (I) of claim 1 and Y represents a leaving group such as, for example, Cl, Br, I, OSO₂CH₃, OSO₂CF₃ or O-tosyl, or with an aldehyde of formula R₃-(CH₂)_{n-1}-CHO wherein R₃ and n are defined as previously.

5 7. A method of preparation of compounds of general formula (I) according to one of the claims 1 to 4, comprised of the condensation of an intermediate of general formula (II)



10 wherein R₁ and R₂ are defined as in the description of general formula (I) of claim 1 and X can represent a leaving group such as chlorine or X can represent hydroxyl, with an amine of general formula (V)



15 wherein m, n and R₃ are defined as in the description of general formula (I) of claim 1, yielding compounds of general formula (I).

20 formula (I).

25 8. Pharmaceutical compositions containing as an active product at least one compound according to one of the claims 1 to 4, in combination with a pharmaceutically-acceptable vehicle.

30 9. The use of a compound according to one of the claims 1 to 4 for the manufacture of an antiplatelet aggregation drug.

10. The use of a compound according to one of the claims 1 to 4 for the manufacture of a drug for the curative and/or preventive treatment of arterial or venous thrombosis.

5 11. The use of a compound according to one of the claims 1 to 4 for the manufacture of a drug for the curative and/or preventive treatment of stable angina, heart rhythm disorders, cerebral vascular accidents, heart failure, hypertension or myocardial infarction.

10 12. The use of a compound according to one of the claims 1 to 4 for the manufacture of a drug for the curative and/or preventive treatment of acute coronary syndromes.

15 13. The use of a compound according to one of the claims 1 to 4 for the manufacture of a drug to treat restenosis.

20 14. The use of a compound according to one of the claims 1 to 4 for the manufacture of a drug for the curative and/or preventive treatment of atrial fibrillation and myocardial remodeling.

25 15. The use of a compound according to one of the claims 1 to 4 for the manufacture of a drug for the curative and/or preventive treatment of inflammatory disorders, pulmonary diseases, gastrointestinal diseases, fibrosis development in chronic liver disease patients or skin diseases.

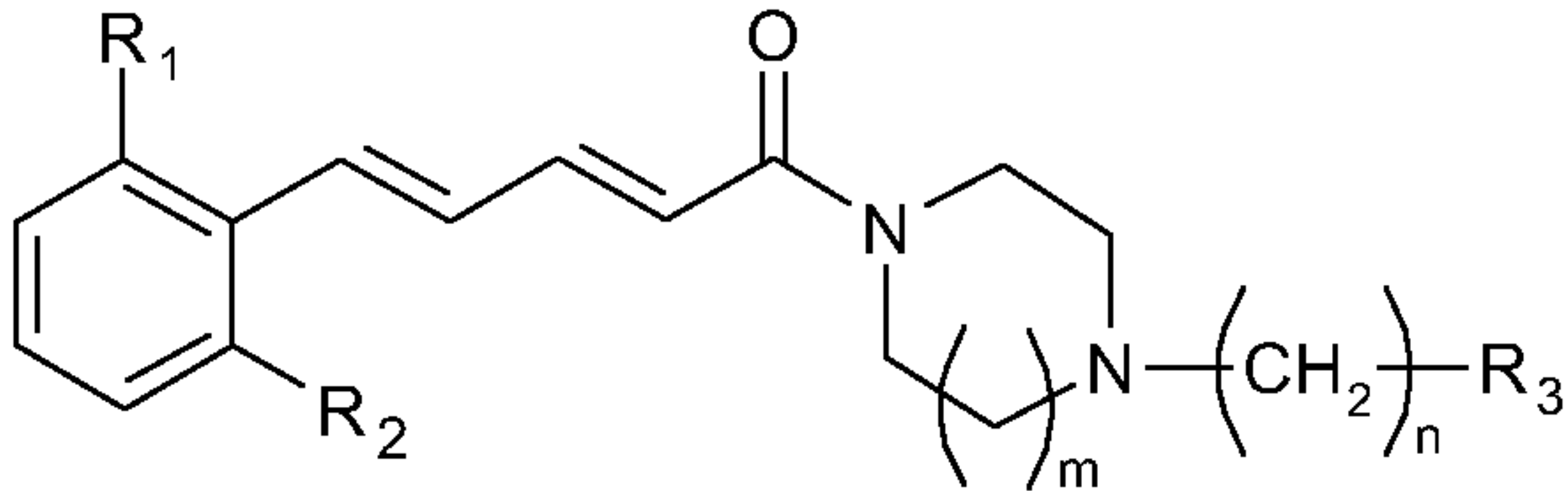
30 16. The use of a compound according to one of the claims 1 to 4 for the manufacture of a drug for the curative and/or preventive treatment of cancer.

35 17. A product containing at least one compound according to one of the claims 1 to 4 and another cardiovascular agent as a combination product for simultaneous, separate or time-release use in cardiovascular therapy.

18. A product according to claim 16, wherein the other cardiovascular agent is an antiplatelet aggregation agent such as aspirin, clopidogrel, ticlopidine, abciximab, tirofiban or eptifibatide.

5

19. Use of an antagonist PAR 1 for the manufacture of a drug for the curative and/or preventive treatment of atrial fibrillation.



(I)