



US00D770468S

(12) **United States Design Patent** (10) **Patent No.:** **US D770,468 S**
Carlson et al. (45) **Date of Patent:** **** Nov. 1, 2016**

(54) **DISPLAY SCREEN OR PORTION THEREOF WITH GRAPHICAL USER INTERFACE FOR CLINICAL PRACTICE GUIDELINES**

(71) Applicant: **National Comprehensive Cancer Network**, Fort Washington, PA (US)

(72) Inventors: **Robert W. Carlson**, Doylestown, PA (US); **Gary J. Weyhmuller**, North Wales, PA (US); **C. Lyn Fitzgerald**, Penn Valley, PA (US); **Joan S. McClure**, Ambler, PA (US)

(73) Assignee: **NATIONAL COMPREHENSIVE CANCER NETWORK**, Fort Washington, PA (US)

(**) Term: **14 Years**

(21) Appl. No.: **29/504,451**

(22) Filed: **Oct. 6, 2014**

(51) **LOC (10) Cl.** **14-04**

(52) **U.S. Cl.**

USPC **D14/485**

(58) **Field of Classification Search**

USPC D14/485-495
CPC G06F 3/04842; G06F 3/04817; G06F 3/0482; G06T 11/00; G06T 11/20; G06T 13/00; G06T 13/80

See application file for complete search history.

(56) **References Cited**

U.S. PATENT DOCUMENTS

5,644,406 A *	7/1997	Harrington	G06T 9/005	382/239
D550,682 S	9/2007	Viegers et al.			
D624,931 S	10/2010	Agnetta et al.			
D627,790 S	11/2010	Chaudhri			
7,930,101 B2 *	4/2011	Geelen	G01C 21/36	345/611
7,978,196 B2 *	7/2011	Combes	G06T 11/20	345/441
D693,841 S *	11/2013	Velasco	D14/488	
D699,733 S	2/2014	Chaudhri			

D705,256 S	5/2014	Gerssen et al.			
D727,339 S *	4/2015	Lee	D14/486	
9,142,045 B1 *	9/2015	Cavanaugh	G06F 11/206	
2005/0007372 A1 *	1/2005	Ecob	G06T 13/80	345/473
2006/0086022 A1 *	4/2006	Would	G06F 3/0482	40/584
2007/0024594 A1 *	2/2007	Sakata	G06F 3/0488	345/173
2007/0214169 A1 *	9/2007	Audet	G06F 17/2205	

(Continued)

FOREIGN PATENT DOCUMENTS

ES 000795042-0102 9/2007

OTHER PUBLICATIONS

Korean Design Patent Application No. 30-2015-0017101, Notification of Provisional Rejection, dated Jan. 25, 2016, 1 page.

Primary Examiner — Sheryl Lane

Assistant Examiner — Nicole Shiflet

(74) *Attorney, Agent, or Firm* — Morgan, Lewis & Bockius LLP

(57) **CLAIM**

The ornamental design for a display screen or portion thereof with graphical user interface for clinical practice guidelines, as shown and described.

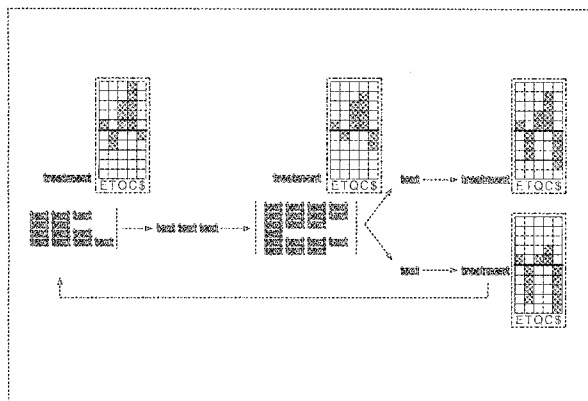
DESCRIPTION

FIG. 1 is a front view of a first embodiment of a display screen or portion thereof with graphical user interface for clinical practice guidelines in accordance with our new design; and,

FIG. 2 is a second embodiment showing an enlarged view of the area indicated with dot-dot-dash boundary lines in FIG. 1.

The dotted broken lines showing portions of the graphical user interface and the display screen or portion thereof represent environmental structure and form no part of the claimed design. The dot-dot-dash broken lines represent boundaries and form no part of the claimed design. Elements that are shown outside of the rectangular dot-dot-dash boundaries form no part of the claimed design.

1 Claim, 2 Drawing Sheets



(56)

References Cited

U.S. PATENT DOCUMENTS

2007/0226314	A1 *	9/2007	Eick	G06F 17/30896 709/217	2014/0143695	A1 *	5/2014	Sundermeyer	H04L 67/025 715/765
2009/0055726	A1 *	2/2009	Audet	G06F 17/30994 715/234	2014/0145929	A1 *	5/2014	Minnen	G06F 3/011 345/156
2009/0274370	A1 *	11/2009	Sakamoto	G06K 9/00624 382/190	2014/0149936	A1 *	5/2014	Wilder	G06F 3/0482 715/815
2010/0302255	A1 *	12/2010	Brown	G06T 1/0021 345/473	2014/0184496	A1 *	7/2014	Gribetz	G02B 27/017 345/156
2012/0268465	A1 *	10/2012	Inada	G06T 11/00 345/428	2014/0245198	A1 *	8/2014	Lee	G06F 3/04817 715/762
2012/0322556	A1 *	12/2012	Rogers	A63F 13/005 463/37	2015/0135119	A1 *	5/2015	Cappione, III	G06F 3/04817 715/771
2014/0068511	A1 *	3/2014	Bae	G11B 27/322 715/810	2015/0227308	A1 *	8/2015	Kim	G06F 3/0486 715/769
					2015/0228122	A1 *	8/2015	Sadasue	G06T 19/006 345/633

* cited by examiner

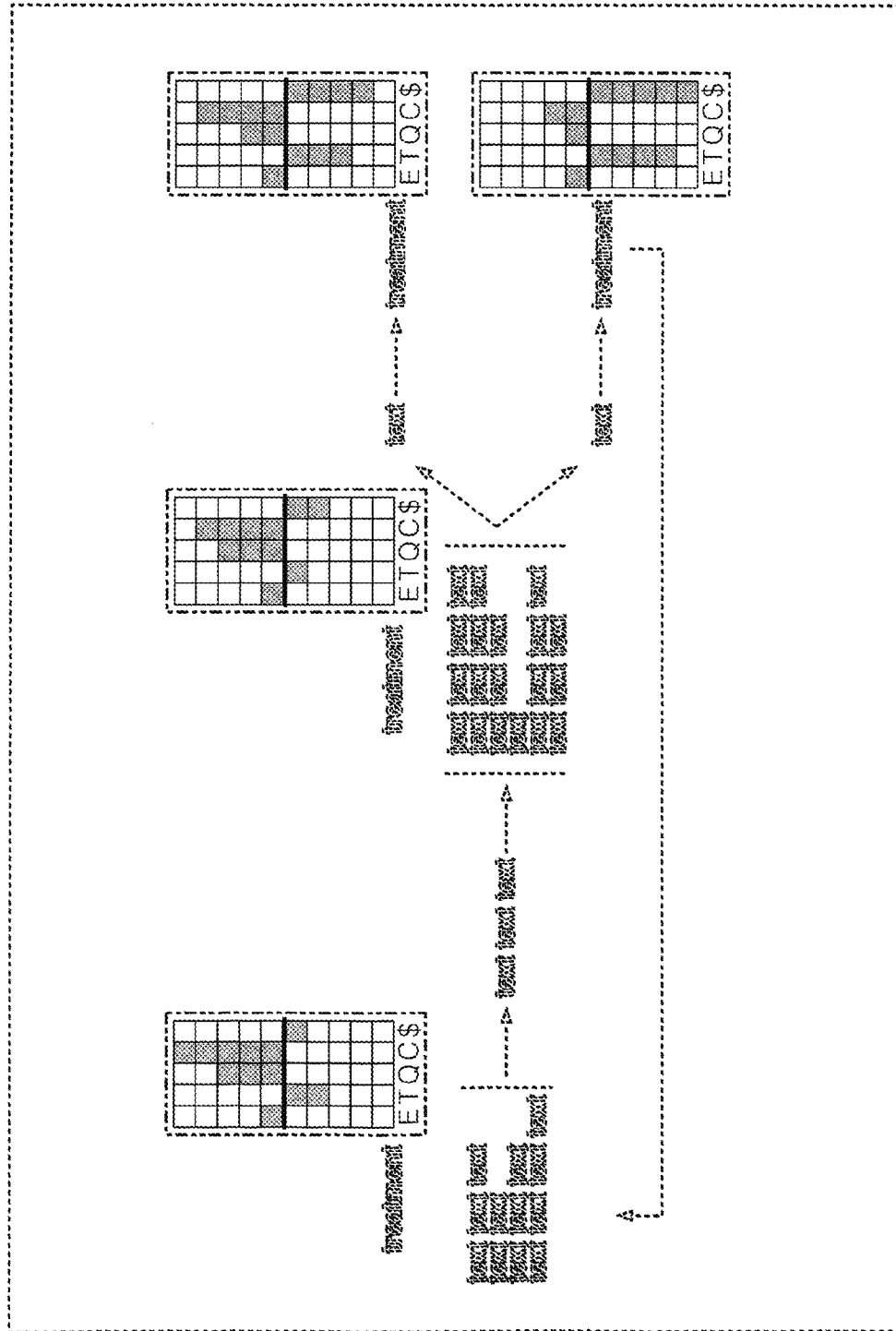


FIG. 1

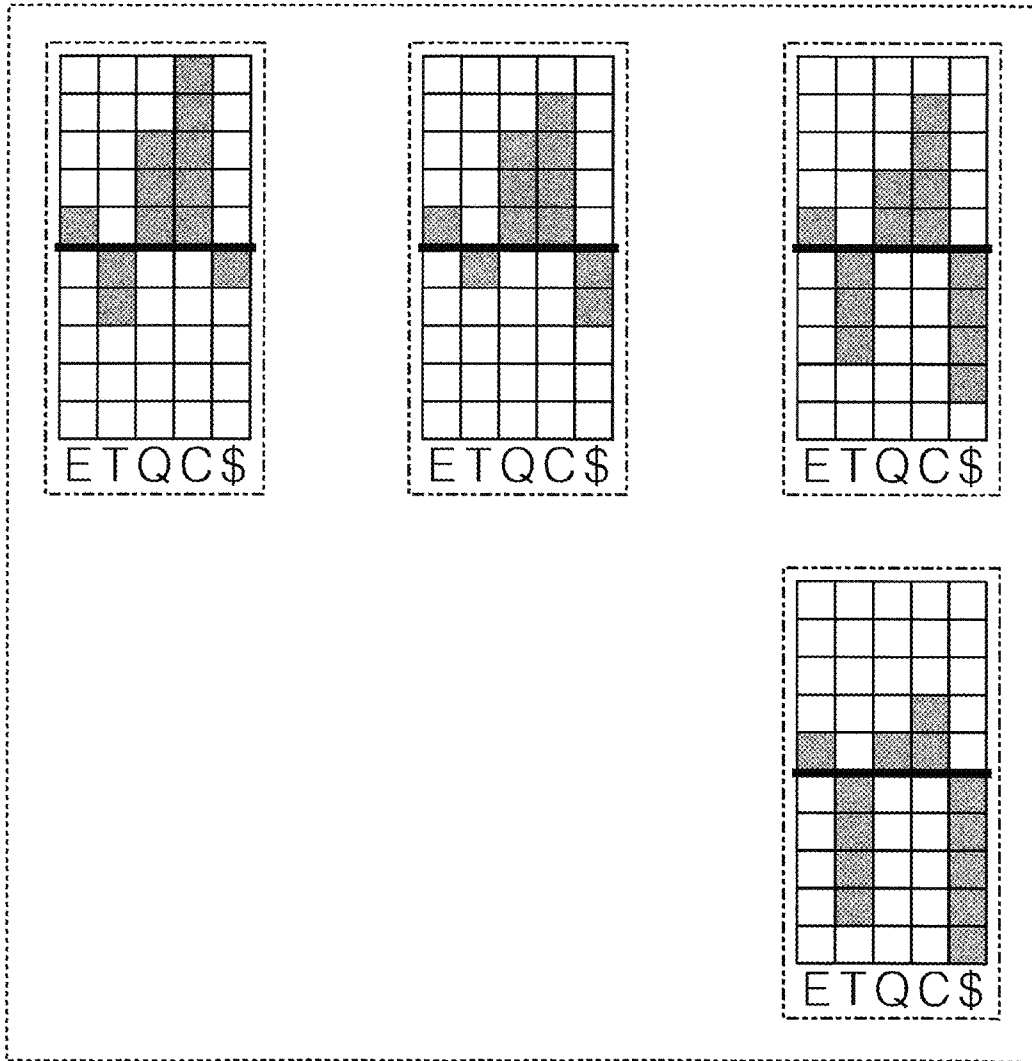


FIG. 2