



US00D710587S

(12) **United States Design Patent**
Petrie

(10) **Patent No.:** **US D710,587 S**

(45) **Date of Patent:** **** Aug. 12, 2014**

(54) **SHOE UPPER**

(71) Applicant: **NIKE, Inc.**, Beaverton, OR (US)

(72) Inventor: **Jason G. Petrie**, Portland, OR (US)

(73) Assignee: **NIKE, Inc.**, Beaverton, OR (US)

(**) Term: **14 Years**

(21) Appl. No.: **29/483,682**

(22) Filed: **Feb. 28, 2014**

(51) **LOC (10) Cl.** **02-99**

(52) **U.S. Cl.** **D2/972**
USPC

(58) **Field of Classification Search**
USPC D2/902, 906-908, 944, 969, 972-974,
D2/978; 36/45, 50.1, 77 M, 77 R, 83, 88,
36/113, 114, 126-131
See application file for complete search history.

(56) **References Cited**

U.S. PATENT DOCUMENTS

D322,878 S	1/1992	Hatfield	
D325,291 S	4/1992	Hatfield	
D325,813 S	5/1992	Kittle	
D349,809 S	8/1994	Close	
D351,941 S	11/1994	Avar	
D382,695 S	8/1997	Teague	
D382,699 S	8/1997	Avar	
D383,299 S *	9/1997	Yun	D2/972
D385,400 S	10/1997	Cooper	
D385,401 S	10/1997	Avar	
D391,056 S	2/1998	Teague	
D391,061 S	2/1998	Gray	
D391,069 S	2/1998	Teague	
D401,039 S	11/1998	Lupo	
D402,103 S	12/1998	Hardy et al.	

D495,126 S	8/2004	Patt	
D527,516 S	9/2006	Kayano et al.	
D528,778 S	9/2006	Avar et al.	
D572,460 S	7/2008	McMillan	
D643,201 S *	8/2011	Chang	D2/972
D648,519 S *	11/2011	Chang	D2/972
D691,788 S	10/2013	Petrie	
D703,937 S *	5/2014	Petrie	D2/972

OTHER PUBLICATIONS

Nike Footwear Catalog, 2007 Holiday Footwear, p. 6, published Feb. 2007, NIKE, Inc., USA.
 Nike Footwear Catalog, 2007 Holiday Footwear, p. 76, published Feb. 2007, NIKE, Inc., USA.
 Nike Footwear Catalog, 1998 Fall: Men's, Women's, and Kids' Footwear, p. 18, published date unknown, but prior to the filing date of the present application, NIKE, Inc., USA.
 Nike Footwear Catalog, 1999 Late Spring: Men's and Women's Footwear, p. M101, published Sep. 1998, NIKE, Inc., USA.

* cited by examiner

Primary Examiner — Dominic Simone
 (74) *Attorney, Agent, or Firm* — Banner & Witcoff, Ltd.

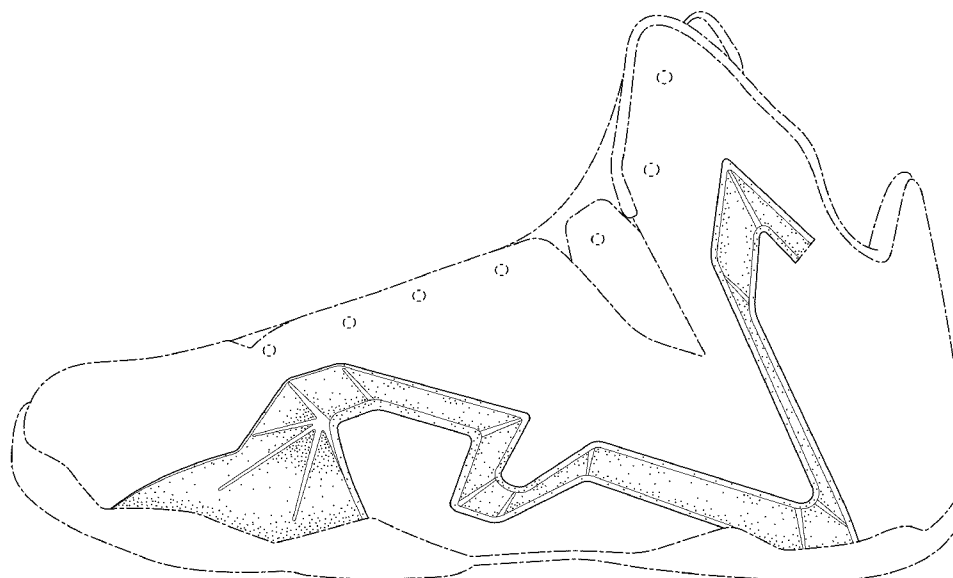
(57) **CLAIM**

The ornamental design for a shoe upper, as shown and described.

DESCRIPTION

FIG. 1 is a front perspective view of a shoe upper showing my new design;
 FIG. 2 is a side view thereof; and,
 FIG. 3 is a rear perspective view thereof.
 The broken lines immediately adjacent to the shaded area represent unclaimed boundaries of the design. The broken lines showing the remainder of the shoe are for environmental purposes only and form no part of the claimed design.

1 Claim, 3 Drawing Sheets



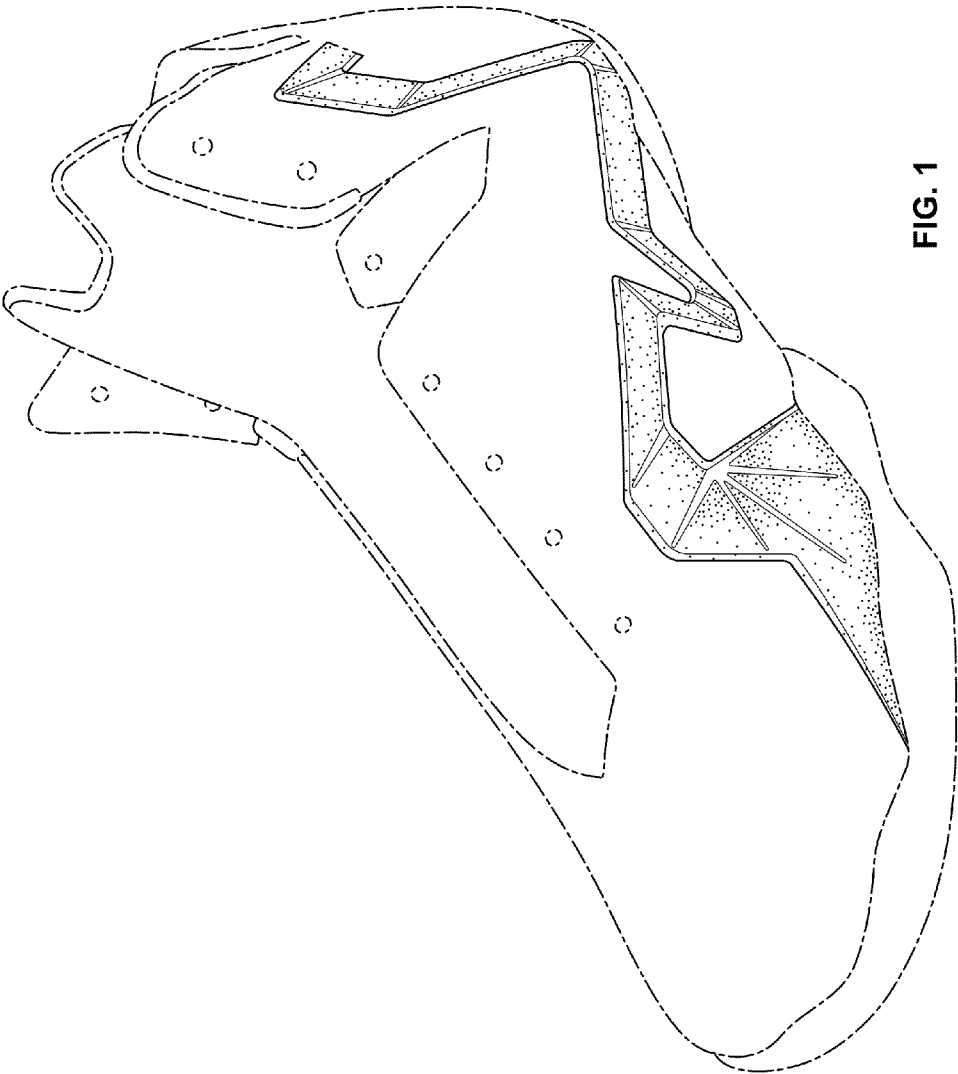


FIG. 1

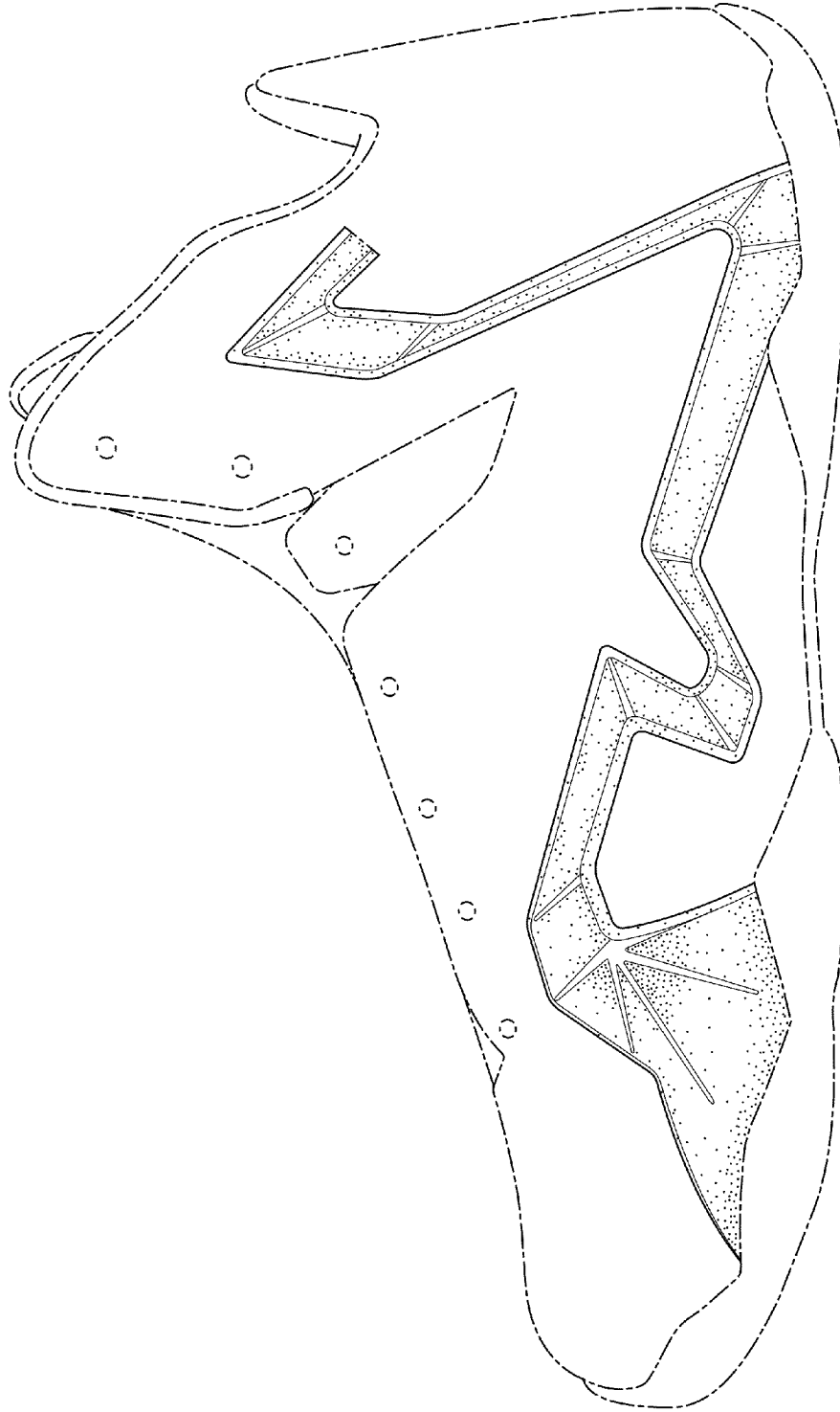


FIG. 2

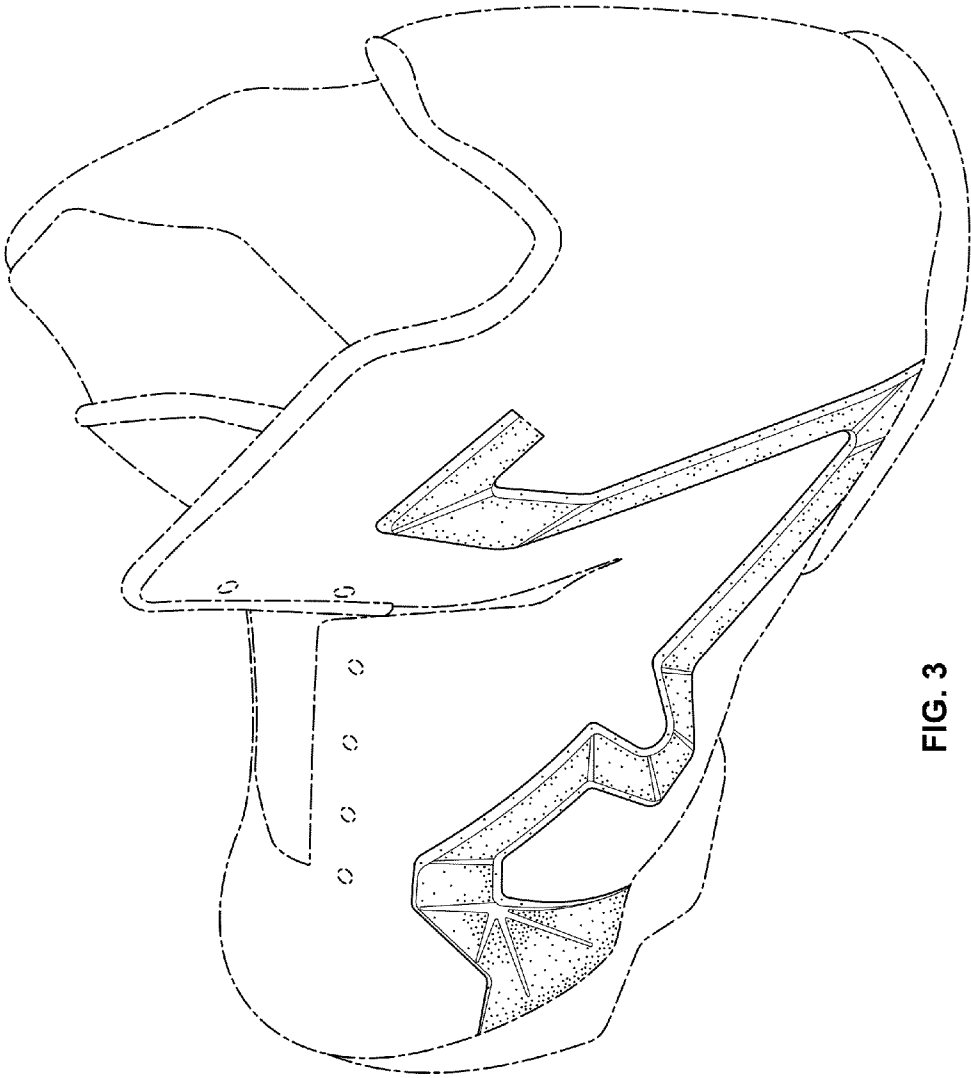


FIG. 3