



US00D378339S

United States Patent [19]

[11] Patent Number: **Des. 378,339**

Whitley

[45] Date of Patent: ****Mar. 11, 1997**

[54] **ELLIPTICAL DRIVE STUD**

[75] Inventor: **Lowell B. Whitley**, Arlington, Tex.

[73] Assignee: **Stanley Mechanics Tools**, Carrollton, Tex.

[**] Term: **14 Years**

[21] Appl. No.: **39,645**

[22] Filed: **Jun. 1, 1995**

[52] **U.S. Cl.** **D8/25**

[58] **Field of Search** **D8/24, 25; 81/60-63.2**

[56] **References Cited**

U.S. PATENT DOCUMENTS

494,520	3/1893	Boyd .	
930,450	8/1909	Zinow .	
1,389,927	9/1921	Ball .	
1,603,618	10/1926	McClellan .	
1,892,119	12/1932	Thompson .	
2,796,107	6/1957	Schwaiger .	
2,815,787	12/1957	Podell .	
2,982,160	5/1961	Little	81/60
3,034,611	5/1962	Zenzic .	
3,464,306	9/1969	Reynolds et al. .	
3,603,132	10/1969	Holmes .	
3,698,278	10/1972	Trembley .	
3,763,725	10/1973	Reiland .	
3,920,338	11/1975	Dahl .	
4,184,245	1/1980	Mattingly, Jr. .	
4,227,990	7/1981	Hall	81/63

4,408,936	10/1983	Williamson .	
4,682,520	7/1987	Gray .	
4,967,624	11/1990	Farris	81/63
5,027,627	7/1991	Derman .	
5,117,918	6/1992	Yamada et al. .	
5,148,727	9/1992	Williamson .	

FOREIGN PATENT DOCUMENTS

93743 4/1959 Norway .

Primary Examiner—B. J. Bullock
Assistant Examiner—Richelle Shelton
Attorney, Agent, or Firm—Gregory M. Howison

[57] **CLAIM**

The ornamental design for “elliptical drive stud”, as shown and described.

DESCRIPTION

FIG. 1 is a perspective view of the elliptical socket drive stud showing my new design; FIG. 2 is a top plan view thereof, the bottom plan view being unornamented; FIG. 3 is a right side elevation view thereof; FIG. 4 is a front elevation view thereof; FIG. 5 is a rear elevation view thereof; and, FIG. 6 is a left side elevation view thereof. The broken line showing of a drive shaft in FIGS. 1-6 and a wrench in FIG. 1 is for illustration purposes and forms no part of the claimed design.

1 Claim, 1 Drawing Sheet

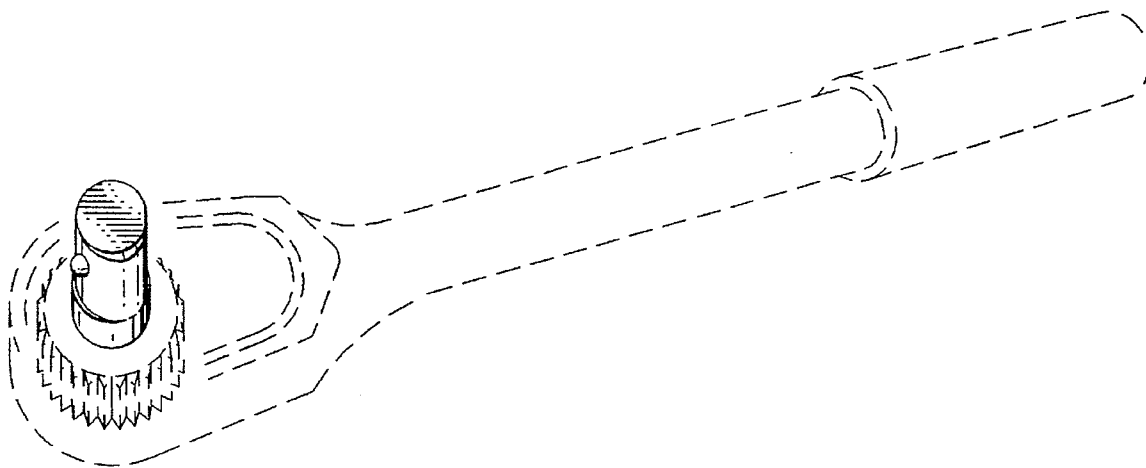


FIG. 1

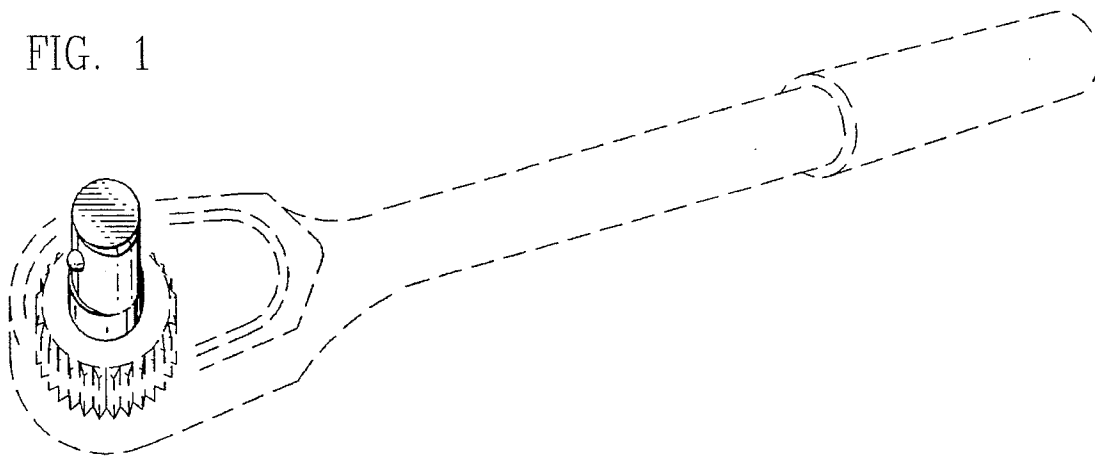


FIG. 2

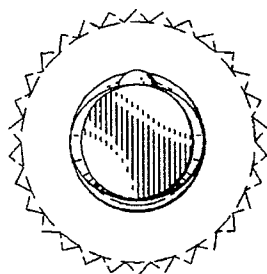


FIG. 3

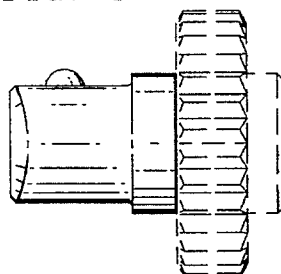


FIG. 4

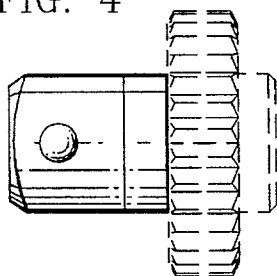


FIG. 5

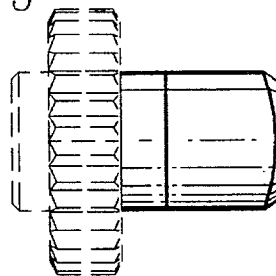


FIG. 6

