



US00D797708S

(12) **United States Design Patent**
Yang

(10) **Patent No.:** **US D797,708 S**

(45) **Date of Patent:** **** *Sep. 19, 2017**

(54) **ANTENNA**

(71) Applicant: **Airgain, Incorporated**, San Diego, CA (US)

(72) Inventor: **Simon Yang**, Carlsbad, CA (US)

(73) Assignee: **Airgain Incorporated**, San Diego, CA (US)

(*) Notice: This patent is subject to a terminal disclaimer.

(**) Term: **15 Years**

(21) Appl. No.: **29/528,006**

(22) Filed: **May 24, 2015**

(51) **LOC (10) Cl.** **14-03**

(52) **U.S. Cl.**
USPC **D14/230**

(58) **Field of Classification Search**
USPC D14/230, 234, 238
CPC B06H 1/00357; B06H 1/00207; B06H 1/00514; B06H 1/00014; F24F 2221/16; H01Q 1/12; H01Q 1/00; H01Q 1/007; H01Q 1/084; H01Q 1/088; H01Q 1/10; H01Q 7/00; H01Q 13/10; H01Q 9/285; H01Q 19/30; H01Q 19/12; H01Q 1/38; H04B 1/0475; H04B 1/034; H04B 13/00; H04B 14/00; H05K 11/00
See application file for complete search history.

(56) **References Cited**

U.S. PATENT DOCUMENTS

7,061,437 B2	6/2006	Lin et al.
7,148,849 B2	12/2006	Lin
7,215,296 B2	5/2007	Abramov et al.
D546,821 S	7/2007	Oliver
D549,696 S	8/2007	Oshima et al.
7,333,067 B2	2/2008	Hung et al.

7,336,959 B2	2/2008	Khitrik et al.
D573,589 S	7/2008	Montgomery et al.
7,405,704 B1	7/2008	Lin et al.
7,477,195 B2	1/2009	Vance
D589,035 S *	3/2009	Hellgren D14/230
D592,195 S	5/2009	Wu et al.
7,570,215 B2	8/2009	Abramov et al.
D599,334 S	9/2009	Chiang
D606,053 S	12/2009	Wu et al.
D607,442 S	1/2010	Su et al.
D608,769 S	1/2010	Bufe
D612,368 S	3/2010	Yang et al.
7,705,783 B2	4/2010	Rao et al.
7,729,662 B2	6/2010	Abramov et al.
D621,819 S	8/2010	Tsai et al.
7,843,390 B2	11/2010	Liu
D633,483 S	3/2011	Su et al.
D635,127 S	3/2011	Tsai et al.
7,907,971 B2	3/2011	Salo et al.
D635,560 S	4/2011	Tsai et al.

(Continued)

Primary Examiner — Karen Kearney
Assistant Examiner — Debra Callahan
(74) *Attorney, Agent, or Firm* — Clause Eight IPS; Michael Catania

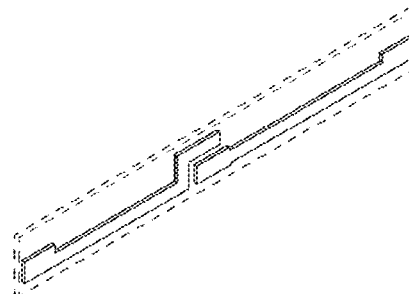

(57) **CLAIM**

The ornamental design for an antenna, as shown and described.

DESCRIPTION

FIG. 1 is a top plan view of an antenna;
FIG. 2 is a left side elevational view thereof;
FIG. 3 is a rear plan view thereof;
FIG. 4 is top, front perspective view thereof;
FIG. 5 is another top plan view thereof shown with the base element removed for ease of illustration; and,
FIG. 6 is another left side elevational view thereof shown with the base element removed for ease of illustration.
The broken lines showing a base in FIGS. 1-4 represent environment and form no part of the claimed design.

1 Claim, 2 Drawing Sheets



(56)	References Cited	2004/0222936 A1*	11/2004	Hung	H01Q 1/38 343/795
	U.S. PATENT DOCUMENTS	2005/0073462 A1	4/2005	Lin et al.	
		2005/0190108 A1	9/2005	Lin et al.	
		2005/0218235 A1*	10/2005	Chang	G06K 19/07749 235/492
D635,963 S	4/2011 Podduturi	2006/0208900 A1	9/2006	Tavassoli Hozouri	
D635,964 S *	4/2011 Podduturi D14/230	2007/0030203 A1*	2/2007	Tsai	H01Q 5/371 343/702
D635,965 S	4/2011 Mi et al.	2008/0143630 A1*	6/2008	Kato	G06K 19/07749 343/795
D636,382 S *	4/2011 Podduturi D14/230	2008/0150829 A1	6/2008	Lin et al.	
7,965,242 B2	6/2011 Abramov et al.	2008/0246668 A1*	10/2008	Qi	H01Q 1/243 343/702
D649,962 S	12/2011 Tseng et al.	2008/0284605 A1*	11/2008	Shafer	G06K 19/0726 340/572.7
D651,198 S	12/2011 Mi et al.	2009/0002244 A1	1/2009	Woo	
D654,059 S	2/2012 Mi et al.	2009/0058739 A1	3/2009	Konishi	
D654,060 S	2/2012 Ko et al.	2009/0126861 A1*	5/2009	Chen	G06K 19/07718 156/184
D658,639 S	5/2012 Huang et al.	2009/0135072 A1	5/2009	Ke et al.	
D659,129 S	5/2012 Mi et al.	2009/0224918 A1*	9/2009	Copeland	E05B 73/0017 340/572.1
D659,685 S	5/2012 Huang et al.	2009/0262028 A1	10/2009	Mumbru et al.	
D659,688 S	5/2012 Huang et al.	2010/0051703 A1*	3/2010	Kobae	G06K 19/0775 235/492
8,175,036 B2	5/2012 Visuri et al.	2010/0177991 A1*	7/2010	Chen	B32B 3/08 383/109
8,184,601 B2	5/2012 Abramov et al.	2010/0188297 A1	7/2010	Chen et al.	
D662,916 S	7/2012 Huang et al.	2010/0309067 A1	12/2010	Tsou et al.	
8,248,970 B2	8/2012 Abramov et al.	2010/0314454 A1*	12/2010	Youn	G06K 19/0723 235/492
D671,097 S	11/2012 Mi et al.	2011/0006950 A1	1/2011	Park et al.	
8,310,402 B2	11/2012 Yang	2012/0038514 A1	2/2012	Bang	
D676,429 S	2/2013 Gosalia et al.	2012/0229348 A1	9/2012	Chiang	
D678,255 S	3/2013 Ko et al.	2012/0242546 A1*	9/2012	Hu	H01Q 1/243 343/700 MS
8,423,084 B2	4/2013 Abramov et al.	2013/0044030 A1*	2/2013	Oh	H01Q 1/243 343/700 MS
D684,565 S *	6/2013 Wei D14/230	2015/0303556 A1*	10/2015	Flores-Cuadras	H01Q 1/085 343/893
D685,352 S	7/2013 Wei	2016/0181691 A1*	6/2016	Koga	H01Q 9/0421 343/700 MS
D685,772 S	7/2013 Zheng et al.	2016/0190677 A1*	6/2016	Tseng	H01Q 1/38 343/897
D686,600 S *	7/2013 Yang D14/230	2016/0218421 A1*	7/2016	Lin	H01Q 1/38
D689,474 S *	9/2013 Yang D14/230	2016/0236422 A1*	8/2016	Sakura	B29C 67/0096
D692,870 S	11/2013 He				
D694,738 S	12/2013 Yang				
D695,279 S	12/2013 Yang et al.				
D695,280 S	12/2013 Yang et al.				
D703,195 S	4/2014 Zheng				
D703,196 S	4/2014 Zheng				
D706,247 S	6/2014 Zheng et al.				
D706,750 S	6/2014 Bringuir				
D706,751 S	6/2014 Chang et al.				
D708,602 S	7/2014 Gosalia et al.				
D709,053 S	7/2014 Chang et al.				
D710,339 S *	8/2014 Bishop D14/230				
D710,832 S	8/2014 Yang				
D710,833 S	8/2014 Zheng et al.				
8,854,265 B1	10/2014 Yang et al.				
D716,775 S	11/2014 Bidermann				
D735,173 S *	7/2015 Gosalia D14/230				
D764,447 S *	8/2016 Yang D14/230				
D766,883 S *	9/2016 Yang D14/230				
2002/0003499 A1	1/2002 Kouarn et al.				

* cited by examiner

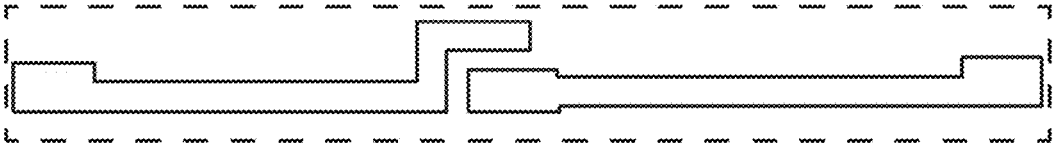


FIG. 1




FIG. 2




FIG. 3

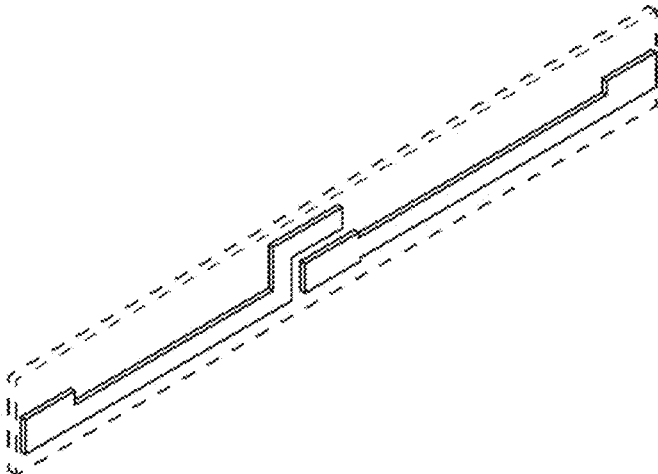


FIG. 4



FIG. 5




FIG. 6