

ABSTRACT OF THE DISCLOSURE

A multilayer structure, for a re-closable packaging
5 which can be readily and effectively opened and then re-
sealed is provided comprising a central pressure-
sensitive adhesive layer and two outer layers, one of
which is a tearable welding layer, the central adhesive
layer comprising two sub-layers and the structure being
10 able to be obtained by collapsing the co-extrusion
bubble, together with a packaging comprising at least one
tearable film having this symmetrical multilayer
structure, and a process for producing the structure and
the packaging.

AUSTRALIA

Patents Act 1990

**ORIGINAL
COMPLETE SPECIFICATION
STANDARD PATENT**

Application Number:

Lodged:

Invention Title:

A MULTILAYER STRUCTURE ABLE TO BE OBTAINED BY COLLAPSING
A CO-EXTRUSION BUBBLE

The following statement is a full description of this invention, including the
best method of performing it known to us :-

**A MULTILAYER STRUCTURE ABLE TO BE OBTAINED BY COLLAPSING A
CO-EXTRUSION BUBBLE**

BACKGROUND OF THE INVENTION

The present invention relates to packaging which includes a multilayer
5 structure, for a re-closable packaging which can be readily and effectively opened
and then re-sealed or reclosed.

This type of packaging, with a flexible lid or cover able to be re-closed over
the container is known, notably in the food industry, both for packagings under
gas employing a rigid receptacle (heat-molded or preformed, for example by
10 injection molding) as well as for vacuum packagings with a heat-molded flexible
receptacle.

Thus, British Patent application 2,319,746 (in the name of Dolphin)
discloses heat-weldable films for re-closable packagings. This packaging
comprises a receptacle (A) comprising a support layer (for example in PVC or
15 PET), a layer in PE and a thin film in an ionomer resin or in ethylene/methyl
acrylate copolymer, and a flexible lid (B) comprising a layer in ionomer or
copolymer identical to the preceding layer, with which it co-operates, and a layer
of elastomer adhesive, a layer of PE and a support layer (in PVC, PET). In this
structure, welding is effected by means of the ionomer resin or ethylene and/or
20 methyl acrylate copolymer, the films (A) and (B) being situated between the
sealing jaws, only the upper sealing jaw being heated.

This structure is only functional due to the fact that the ionomer resin or
copolymer has a low melting point (and notably less than that of the adhesive
layer).



A similar structure is disclosed in international application WO-A-90 07427 (in the name of James River), additionally cited in the above-said Patent application in the name of Dolphin. The structure described in that James River application is adapted to production of flexible bags. The structure comprises a support layer, a layer in an elastomer adhesive, and a "skin", this "skin" being heat-weldable. This "skin" is preferably an ionomer resin or a copolymer of the same type as those disclosed in the above patent application in the name of Dolphin. This structure is welded to itself during manufacture of the bags. At the time of opening, delamination can occur at the adhesive/skin interface or the adhesive/support layer interface or within the adhesive itself. In this latter case of delamination, the sealing jaws between which the structure is welded are both heating jaws.

US-A-3454210 discloses a packaging comprising a container and a lid, this lid comprising e.g. a PET layer, a Corona-treated PE, an adhesive layer and a weldable PE layer. It is furthermore indicated, but without any full disclosure, that the resealable film can also be present on the container.

The above packagings have various disadvantages. Firstly, they are not designed to be employed in all types of packaging, whether "under gas" or "under vacuum", whether rigid or flexible, notably flexible bags, and in all types of machine, whether horizontal or vertical. One consequently looks for a "universal" structure able to be adapted to existing machines, and finding general application. Finally, such packagings require, for the heat-weldable layer, the use of ionomer resins which are extremely costly, which makes the final packaging relatively expensive.

SUMMARY OF THE INVENTION

None of the above documents teaches nor suggests the invention.

Thus, the invention provides a packaging comprising at least one tearable film, said tearable film comprising a symmetrical multilayer structure including a central pressure-sensitive adhesive layer and two outer layers, one of which is a tearable welding layer, said central adhesive layer comprising two sub-layers, said structure being obtained by collapsing the co-extrusion bubble.

According to one embodiment, collapsing the co-extrusion bubble is done in an oxidizing medium.


10 According to another embodiment, the central pressure-sensitive adhesive layer comprises a thermoplastic elastomer-based hot melt adhesive.

According to one embodiment, the outer layers are in PE.

According to another embodiment, the outer layers comprise metallocene PE.

15 The invention also provides a process for preparing a packaging according to the invention.

Embodiments of the invention will now be described in more detail below by way of example, with reference to the attached drawings.



BRIEF DESCRIPTION OF THE DRAWINGS

FIG. 1 shows the packaging in one embodiment of the invention prior to opening.

FIG. 2 shows the packaging in one embodiment of the invention after opening.

FIG. 3 shows the extrusion bubble in one embodiment, before and after collapsing.

DETAILED DESCRIPTION OF THE PREFERRED EMBODIMENTS

FIG. 1 illustrates the packaging in one embodiment of the invention, after welding. This packaging comprises a container (A) and a lid (B). Container (A) comprises a support layer (1), a complexable layer (2), a pressure-sensitive adhesive layer (3) and a tearable welding layer (4). The container can also comprise, between the support layer (1) and the complexable layer (2) a bonding layer (7), if necessary. One sub-portion of this container (A) is the structure (C), which comprises the layers (2), (3) and (4). Lid (B) comprises a support layer (6) and a welding layer (5). The tearable welding layer (4) and welding layer (5) face each other. Lid (B) is welded to container (A) for example by die pressing, using sealing jaws of which preferably only one is a heating jaw, the latter being disposed at the lid side. In the welding region, in other words seam (D), deformation of container and lid occurs. This deformation is characterised by a reduction and/or modification in thickness, due to softening and/or melting of certain layers which leads to creep of their components over the edges of the welding seam. The welding region (seam (D)) delimits the weakened region. Support layer (6) of the lid (B) is in general little affected by welding, as the components of the support layer have a melting point which is generally distinctly higher than that of the components of the

welding layer (5). The same generally applies to bonding layer (A) of the lid. The above remarks similarly apply to support layer (1) and bonding layer (7) of container (A), which, additionally, are further from the source of heat in the preferred case where only one heated sealing jaw is used at the lid side.

5 Welding conditions (time, temperature, pressure) are set conventionally so that deformation is located at the tearable welding layer (4) and welding layer (5). As adhesive layer (3) is generally malleable in view of its nature, and generally represents a relatively insignificant thickness of structure (C), there would generally not be melting or creep (lateral flow) throughout the totality of the
10 thickness. As the adhesive layer substantially supports all of the deformation, complexable layer (2) will consequently, generally, not be deformed and consequently not weakened. The weakening, at the welding seam, is consequently principally generated in the tearable welding layer (4) and possibly, partially in adhesive layer (3). Welding layer (5) is not fragile and its tear strength
15 is greater than that of layer (4), as well as the cohesive strength of adhesive layer (3). When the packaging is opened, stresses propagate and bring about rupture at the most fragile layers, in other words the tearable welding layer (4) and a part of the thickness of the adhesive layer.



FIG. 2 shows the packaging according to the embodiment after opening.
20 Tearing occurs at both sides of the welding seam (D) (the regions where the jaws operate), the effect of which is to uncover a strip composed of the torn tearable welding layer (9) and a part (10) of adhesive layer (3), which remains welded to the welding layer of lid (B). A part of adhesive layer (3) providing for re-sealing, is located on each one of the inner faces of container (A) and lid (B) of the
25 packaging. It is now sufficient to reposition the two regions corresponding to the tear face-to-face and to exercise pressure in order to re-close the packaging. The re-sealing force (re-bonding of the adhesive to itself) is proportional to the pressure exercised for re-closing. In general, tearing in the adhesive layer leads to the latter appearing slightly cloudy due to surface irregularity of the rupture
30 giving an iridescent effect. Re-sealing is now at a maximum when the pressure exerted renders the tear region again transparent. In effect, in this case, the continuity of the adhesive layer has been reconstituted, and this adhesive layer



no longer shows any surface iridescence. Reopening and re-closing are identical to the operations described above.

One advantage of the embodiment compared to the prior art in the case of a (heat-) molded structure with a lid resides in the fact that the adhesive is located at container level. Thus, by using only one single heated sealing jaw for welding, and by doing the welding at the lid side (which is, in general, the case as the lid is usually thinner than the receptacle), the embodiment makes it possible to limit deformation of the adhesive, as the latter is further from the source of heat than in the prior art.

10 One could also have tearing occur at the adhesive layer (3)/welding layer (4) interface, and even, possibly, at the adhesive layer (3)/complexable layer (2) interface. It is however preferred that the rupture be a cohesive rupture (rupture in the thickness of the layer by loss of cohesion) in adhesive layer (3). Such a cohesive rupture can notably be obtained in two ways:



firstly, by adding additives and, secondly, by the bubble collapsing technique. These two methods, which are not limiting, are described below.

It will be noted at this point that the type of packaging of the above embodiment could be described, speaking simply, as a conventional packaging in which the welding film is replaced by a multilayer structure (C). We now have a packaging in which the adhesive is no longer in the lid but rather in the container, which is the reverse of resealable packaging prior art, in which the adhesive layer is found in the lid.

In the case where flexible pouches or bags are produced, the multilayer film forming container (A) is welded to itself. The packaging now comprises two containers (A) and (A'), having the same configuration. The mechanism of operation is the same as above. Also in this case, a system of sealing jaws which only apply heat on the one side will preferably be used. The portion located at the heated sealing jaw side undergoes die pressing whereas the one at the unheated side does not undergo this. In this way, upon opening, only the tearable welding layer that was situated at the heated side tears, and opening is consequently better defined. Thus, the situation is now identical to the one described previously. Container (A') could also comprise a bonding layer (7'), just like container (A). Generally, where flexible bags are produced, elements (A) and (A') are formed of the same structure.

It is clear that the complexable layer is not essential and can be omitted, for example where the sheet from which container (A) is produced has been made by extrusion. In this case, adhesive (3) will be provided directly on the support (1). In the case of co-extrusion,

one can for example produce a tearable multilayer of the PET or PS type, or a PP/hot melt type adhesive/PE multilayer on a suitable line (such as a (flat) cast co-extrusion line able to produce heat-shapeable semi-rigid sheets of the order of 500 μm). In the case of calendaring, the complexable layer is generally present and one can first co-extrude a triple layer film comprising complexable PE/hot melt adhesive/tearable PE, and apply it, a bit further on, to a support film, for example a PVC film (in such a case the complexable layer is not corona treated). The support film leaving the calendar is still hot (just like, generally, the extruded triple layer film) when the triple layer film is applied. This ensures maximum avoidance of deformation of the support sheets, such as PVC sheets. Adhesion of the double layer film is improved when application thereof is done using a calendar. The final multilayer product can then be subject to hot forming or another treatment, if necessary. As against this, this complexable double layer will be generally present when the sheet from which container (A) is made is produced by a lamination process.

The various layers will now be described in more detail.

Container (A) comprises, schematically, a support layer (1), on which structure (C) is applied, said structure (C) comprising layers (2), (3) and (4).

This structure (C) has a thickness generally comprised between 20 and 200 μm , preferably 30 to 100 μm . Adhesive layer (3) preferably makes up more than 30%, advantageously more than 40% of the thickness of structure (C); layers (2) and (4) each generally make up from 10 to 50%, preferably from 10 to 30% thereof.

Complexable layer (2) (or layer for lamination) is located on the inner face and is designed to be bonded to the support layer (1), optionally through a binding layer (7). This complexable layer will advantageously be Corona discharge treated (especially in case of lamination), preferably such that its surface tension is greater than 38 dynes. This layer is conventionally in polyolefin. Corona treatment facilitates keying of complexable layer (2) to support layer (1), preferably via a bonding layer (7); notably, this layer is an adhesive. Complexable layer (2) thus makes it possible:

(i) to balance the structure during co-extrusion to prevent the film "rolling" about itself, this being detrimental to machinability during complexing;

(ii) to protect the adhesive layer which is thus sandwiched;

(iii) to impart body to (in other words rigidity to) the structure, (polyolefins being fairly rigid), which improves its withstand abilities and machinability; and

(iv) to facilitate extrusion of the adhesive layer as layer (2) plays the role of a support and prevents sticking to the various elements of the co-extrusion line.

This complexable layer can be transparent or opaque. Its thickness can vary from 10 to 100 μm , preferably from 10 to 30 μm .

This complexable layer is in a polyolefin. This term should be taken in its normally acceptable sense in the art. By way of examples we can cite homopolymers and copolymers of olefins, with other olefins or other types of monomer (such as vinyl acetate, alkyl (meth)acrylate. Specific examples are: PE (such as: HDPE, MDPE, LMDPE,

LDPE, LLDPE, VLDPE, metallocene PE), PP, copolymers of PE with an alpha-olefin, EVA copolymers, etc.

The composition of this layer can also be adapted to improve adhesion to adhesive layer (3). Thus, this layer
5 can comprise from 20 to 90%, preferably from 50 to 70%, metallocene PE or co-extrusion binder (such as those based on modified PE).

Various additives can be present, for example anti-oxidizing agents, anti-blocking agents, slip agents, etc,
10 notably for facilitating extrusion and machinability (processability) of the film.

Tearable welding layer (4) is located on the outer face of structure (C). Its function is to provide closing of the packaging by heat sealing. The layer is either
15 sealed to itself (when making bags or pouches) or onto the welding layer of the lid (for example, weld between the lid and a rigid receptacle or tub). This layer (4) is tearable, preferably in both directions (machine direction MD and transverse direction TD). Such a
20 tearability is for example obtained through the choice of the resins employed in the mixture and/or by adding mineral fillers which increase fragility and/or by adjusting thickness. The melting temperature of this layer (4) is generally greater than that of adhesive
25 layer (5).

This tearable welding layer can be transparent or opaque. Its thickness can vary from 10 to 100 μm , preferably from 10 to 30 μm .

This layer is generally in a polyolefin; the
30 polyolefin can notably be the same as the one employed for the complexable layer.

This tearable welding layer, being on the outside, will advantageously have good machinability, obtained,

for example, by adding slip and anti-blocking agents facilitating sliding over the elements of the packaging machine. Such sliding will in particular be appreciated when using vertical machines. ($K_s \leq 0.25$), where K_s is the static coefficient of sliding). This welding layer will advantageously have hot adhesive properties (or hot resistance properties) even while the weld or seal is still hot: the seal will not re-separate when the product to be packaged falls into the bag (in the case of a vertical machine) and/or when a gas is injected from the thermoforming machine (in other words said welding layer advantageously has "hot tack" properties). For this latter property, metallocene PE will advantageously be added to the said welding layer. The formulation of this tearable welding layer will also preferably be adjusted to prevent a tacky feel, in order to avoid all undesirable sticking or any contamination by the packaged product. The fillers that can be added in order to encourage tearing are inorganic fillers, such as talc and calcium carbonate, present in amounts comprised for example between 5 and 30%, preferably between 5 and 15%.

Other additives can also be added, such as anti-misting agents, and surfactants can also be deposited on its outer face.

This tearable welding layer tears substantially only in the weld region, in other words seam (D). The layer is in effect more fragile in this region. The die pressing of the welding region reduces its mechanical strength which becomes below that of the non-welded regions. Tearing strength can vary; it will however be adjusted to be advantageously situated between 700 and 1000 g/15 mm, which corresponds to the values for current peelable films.

A wide weld region or seam is advantageous, in order to facilitate re-closing of the packaging and to guarantee a sufficient re-adhesion force. Seam width will for example be from 4 to 12 mm, preferably between 5 and 8 mm.

Adhesive layer (3) ensures re-closing of the packaging once opened.

This layer is sandwiched between complexable layer (2) and the tearable welding layer (4). Adhesion of the adhesive layer onto these layers is preferably greater than the value corresponding to the tearing force to be applied to the welding seam while the packaging is being opened. Such adhesion will consequently preferably be greater than 1000 g/15 mm. To obtain this adhesion, the complexable and tearable welding layers comprise, for example, a metallocene PE or a bonding resin. Tearing will preferentially occur in the adhesive layer; rupture is cohesive. Thus, a portion of the pressure sensitive adhesive will be located on each face of the packaging. Re-closing force thus becomes a maximum as there is adhesion of the adhesive to itself. Additionally, if the tearable welding layer for example comprises metallocene PE or a binder, there will also be good adhesion of the adhesive on this layer, which facilitates packaging face repositioning.

The adhesive layer comprises a pressure-sensitive adhesive (or is self-adhesive). This can be a hot melt adhesive, notably based on an elastomer or other polymers which are not elastomeric, such as EVA. This adhesive may also not be of the hot melt type, but be diluted in a solvent medium or aqueous phase.

Very generally speaking, and without this being limiting, the hot melt adhesives comprise:

a) polymers such as EVA, PE, PP, EEA (ethylene ethyl acrylate) and the thermoplastic elastomers or rubbers ((block) styrene copolymers of the styrene-butadiene type, styrene-isoprene, styrene-ethylene/butadiene type, or butadiene-based polymers such as NBR or, yet again, ethylene-propylene copolymers such as EPR). They make up from 5 to 50% of the formulation and their purpose is to provide: adherence (polarity), barrier properties, brilliance, mechanical strength, flexibility and viscosity control.

b) resins (tackifiers) which can be natural (colophane esters, terpene or terpene-phenolic esters), or oil-based, aliphatic or aromatic. They make up from 0 to 45% of the formulation. They increase the hot tack, adherence and control cohesion.

c) paraffins and waxes, which can make up some 20 to 80% of the formulation. They play a role in providing barrier, brilliance, rigidity, cost, drop point, and hot melt hardness properties.

d) plasticizers which can make up some 0 to 10% of the formulation. They increase cold tack and control hot melt flexibility and viscosity.

e) anti-oxidants which make up from 0.2 to 10% of the formulation. They stabilise the components when hot and when cold.

f) fillers which make up part of the formulation when particular properties are desired such as UV-resistance (oxidation resistance), flame proofing, anti-allergy properties, rheology, tearing in the thickness, etc.

Preferably a self-bonding hot melt adhesive is employed constituted by a mixture of elastomer and tackifying resin. The adhesive consists of a mixture of:

40 to 80% thermoplastic elastomer

20 to 60% tackifying resin

≤ 30% of other constituents: plastifying oil, anti-oxidation agents, additives
etc.

5 One example of such a hot melt adhesive is M3062 from Ato Findley (melt index of 5.3 g/10 min, at 190° C under 2.16 kg).

The adhesive will notably comprise, by way of additives, inorganic fillers of the talc or calcium carbonate type, or processing agents (fluorine-containing products), introduced in relatively large amounts (compared to the amounts
10 normally employed). For example, in the case of inorganic fillers, content is for example between 3 and 15% by weight. For example, in the case of fluorine-containing products, content is for example between 0.2 and 3% by weight.

The additive is added in the majority of cases in the form of a master batch; in this case, the adhesive in general comprises from 5-25% by weight of a
15 master batch containing a filler or processing agents.


By way of examples of additive-containing adhesive able to be used in embodiments of the invention the following formulations can be mentioned:

a) 93% M 3062 and 7% of Schulman RTL 1098 master batch (composed of 70% talc flake and 30% PE resin).

20 B) 80% M 3062 and 20% of Schulman Polybatch AMF 702 master batch (composed of 2% Viton Free Flow 10 from Du Pont and 98% PE resin).

These additives are however not employed where the process is the "bubble collapsing" process.

It is also desirable that a multilayer film comprising a layer and an adhesive
25 as above, may be transformed. One will consequently preferably choose



adhesives of sufficiently high viscosity to avoid, or limit to the maximum, creep (which would otherwise lead to deformations such as variations in thickness, formation of "waves", etc) as well as flow of adhesive
5 between the layers during thermoforming and its flowing onto the welding equipment.

High viscosity also reinforces the phenomenon of absence of deformation when a heated sealing jaw is applied to make the weld (with welding taking place at
10 the lid side).

Binder layers can be present, between the adhesive and complexable layers and/or between the adhesive and tearable welding layers and/or between the adhesive layers and the support. If such layers of binder (L) are
15 employed (the structure then becoming a five-layer structure such as PE/L/HotMelt/L/PE), the complexable layers and/or tearable welding layer (and/or support layer) can then have a simpler composition, without adding binder and/or metallocene PE (even in this case
20 however, a welding layer supplemented by additives is preferred). The binder able to be employed in the pure state in the intermediate layers, or diluted in the complexable and/or tearable welding layers is a co-extrusion binder which can be notably chosen from the
25 above polyolefins which are modified. As starting polyolefin, one will for example take PE, EVA copolymers with a high monomer content, etc. Modification is done by grafting or copolymerization. For example, the polyolefin can include maleic groups (for example, via maleic
30 anhydride). It is possible to use as a binder pure metallocene PE.

The binder is preferably chosen so that the adhesion force is greater than the tearing force of the adhesive layer.

When binder layers are employed, the thickness of the structure (C) is then for example comprised between 40 and 200 μm , preferably 50 to 100 μm . The thickness of the binder layers is generally comprised between 2 and 10 μm , preferably between 3 and 5 μm .

Several processes can be used to prepare structure (C). These processes comprise cast extrusion (flat exclusion), blown film extrusion (blown bubble extrusion), etc. One valuable process is the blown film extrusion process in which, preferably, structure (C) is obtained by collapsing the co-extrusion "bubble". This embodiment is shown in FIG. 3. This produces a symmetrical structure, the complexable and tearable welding layers having the same composition. Similarly, adhesive layer (3) becomes two sub-layers (3a) and (3b) (respectively, layer (3') comprises two sub-layers (3'a, 3'b)). There is now a region of weakness between these two sub-layers; in effect, in the re-adhesion region, the adhesive resin adheres to itself whereas in the case of one layer, the latter has been obtained by melting, leading to the formation of a homogeneous mass which is stronger thanks to its elastomeric nature. Using collapsing of the bubble, the need to modify the composition of the pressure-sensitive adhesive to be absolutely sure of achieving ready tearing within the body of the adhesive layer becomes superfluous.

When extruding the tube, air is generally employed for blowing (expanding) the bubble and for cooling it. The air produces a slight surface oxidation of the (hot melt) adhesive layer prior to re-bonding. The force

needed to achieve tearing in the adhesive layer is smaller in the region where the layers have been re-bonded, due to the slight surface oxidation thereof, compared to that within the actual layers. Such oxidation can further be favored by injecting an oxidizing agent at the bubble. Ozone taken from the Corona
5 discharge treatment equipment can be employed as an oxidizing agent.

Collapsing of the bubble can for example take place at a temperature comprised between 40 and 60°C and at a pressure from 4 to 6 bars, preferably around 5 bars, at haul-off roller level.

Another possibility is to vary operating conditions. In effect, the re-bonding
10 strength of the layers is a function of the pressure exercised by the haul-off rollers and of film temperature. It is possible to adjust these parameters so that the strength of the new bond is lower than the forces of adhesion between the adhesive layer and the complexable/tearable welding layers. In this way, the adhesive layer will of necessity be present on both faces of the packaging (after
15 opening).

This bubble collapsing technique can also be applied to structures comprising binder layers. The apparatus will be suitably adapted; layer composition will also be adapted as indicated above.

It should be noted that this structure obtained by bubble collapsing can
20 apply to any type of packaging, whether according to an embodiment of the invention or according to the prior art. Thus, the structure can be employed as an integral part of a container or of the lid, or as a film able to be sealed to itself when making bags or pouches. Thus, this structure obtained by bubble collapsing can notably apply to the packagings that are the subject-matter of
25 international application WO-A-97 19867 in the name of the applicant, as well as to the packagings disclosed in French Patent application 2,669,607, United States Patent 4,673,601 and European Patent application 0661154.

Thus, embodiments of the invention will find application notably (but not limited to) in a closing structure provided with an opening comprising a sheet
30 sealed along the edge of the opening, this sheet being constituted of at least three layers, viz a welding layer applied and welded along a seam against the edge of the opening, an outer layer forming a barrier, and an intermediate adhesive layer; welding of the welding layer seam on the edge of the opening will



have a resistance to being torn-off greater than the adhesive force between the welding layer and the adhesive layer so that, at the first operation for opening up the opening, the welded seam will remain in place on the edge of the opening and will separate from the remainder of the welding layer and from the adhesive layer which is consequently exposed in one region and allowing, following fresh application against the seam, the container to be once again closed. In this case, the structure according to an embodiment of the invention provides the welding layer and the adhesive layer, the complexable layer becoming integral with the outer barrier-forming layer (which then comprises the complexable layer and a support layer).

The multilayer structure (C) obtained by collapsing the bubble according to an embodiment of the invention can also be applied to doypacks (bags or sachets which stand upright, for example washing powder refills) to facilitate their opening and ensure ready re-closing. This avoids having to add a zip ® strip which is expensive and difficult to apply during manufacture (risk of leakage). This structure can also serve for closing pots and trays obtained by injection molding. The structure can also be employed as a sealing agent in structures intended for packaging on a horizontal machine of the FFH type (for example for long-conservation bread, cheese slices).

The structure (C) according to an embodiment of the invention, whether or not it is obtained by collapsing the bubble, can be applied to a support film. The support film provides the mechanical and gas-barrier properties, as well as a water vapor barrier and one against smells.

For the support film, one can employ polyolefins (PP-cast, oriented PP, PE), polyamides (PA-cast, copolyamide, mono-or bi-oriented PA), styrenic plastics (crystalline PS, impact PS, oriented PS), PVC, impregnated or non-impregnated papers, polyesters (PET-cast, oriented PET, crystallizable PET, PET G), aluminum, impregnated films (impregnated with PVDC, PVA,...), vacuum packaging metallized films (aluminum-based, in alumina, SiO_x ,...).

Structure (C) is preferably laid on the support. According to this embodiment, the structure (C) is first prepared, notably by co-extruding, then this structure is applied onto the support by various techniques. It is possible to lay on this structure (C) by lamination, extrusion-lamination, hot-calendering or



extrusion-coating. Depending on the technique used, the complexable layer receives or not a supplementary binding layer.

In the first two techniques above, a bonding layer (7) is present between the structure of the embodiment and the support and provides adhesion.

- 5 In case of lamination, structure (C) is prepared, notably by coextrusion, then laid on the support, notably



under cold conditions (i.e. a temperature below the melt temperature of the various films). The binding layer can be an adhesive or glue, notably a polyurethane adhesive or glue, especially of the polyether or polyester type, in a solvent or not. A corona treatment of the complexable layer is preferred.

In case of extrusion-lamination, structure (C) is prepared, notably by coextrusion, then laid on the support, (notably under cold conditions), a binding layer being placed between the structure (C) and the support, preferably by extrusion. This bonding layer can be a coextrusion binder of the type disclosed above. This binder will have preferably a melt temperature below the one of the support layer. Extrusion-lamination is similar to lamination, except that a binder is used in lieu of a glue. A corona treatment of the complexable layer is possible but optional.

In case of hot-calendering, structure (C) is prepared, notably by coextrusion, then directly applied onto the support, through calenders, which heat the previously prepared films. The layers being hot, they will adhere to each other. There is not necessarily, in this case, a supplementary binding layer (albeit this is possible), the complexable layer being sufficient to ensure binding. This complexable layer can be e.g. a high content EVA layer. A corona treatment of the complexable layer is not necessary, it is even not desired.

In case of extrusion-coating, the structure (C) coextruded still hot (optionally with a supplementary binding layer) is applied, while still hot, directly onto the support (e.g. a PET film).

It is preferred that the assembly formed of all layer of the structure, the binding layer and the support

are not coextruded together, in opposition to the prior art.

Once the structure (C) has been laid on the support, this assembly is preferably thermoformed.

The lid comprises the support film (6) of the type described above, and the
5 welding layer (5) of the type also described above. The tearable welding layer (4)
and welding layer (5) will have the same composition, or differing compositions
(while still however being compatible). These layers (6) and (5) can be bonded
together, if necessary, by means of a binder layer (8). This binder can be of the
same type as that described above.

10 The layers can comprise sub-layers, if appropriate. Thus, the support layer
can comprise two layers of PET, between which a layer of printing ink and a layer
of binder are located. Similarly, the complexable layer can comprise e.g. a high
content EVA layer and a PE layer (adhesive side); this supplemental layer may
act as a reinforcing layer.

15 The following examples illustrate embodiments of the invention without
limiting the invention.

EXAMPLE 1

HAM SLICES PACKAGED UNDER GAS

The ham slices are packaged in a packaging composed, in its lower
20 portion, of a container comprising a rigid thermoformed film and, in its upper
portion, of the lid or cover comprising a flexible printed closing film. The
container, of a total thickness of around 400 μm , is composed of the structure (C)
of 50 μm thickness, laminated, using a polyurethane adhesive with a solvent, of 3
 μm thickness, onto a rigid PVC film of 350 μm



thickness. Layer thickness of the layers of structure (C) is distributed as follows:

14 μm of a greater than 38 dyne surface tension Corona discharge treated complexable film;

5 26 μm of pressure-sensitive adhesive layer;

10 μm of tearable welding layer.

The complexable layer has the following composition:

metallocene PE resin (60%)

LDPE resin (35%)

10 Master batch additives: slip agent, anti-blocking agent and anti-oxydant (5%)

The adhesive layer has the following composition:

80% M3062, and

15 20% of Schulman Polybatch AMF 702 master batch (composed of 2% Viton Free Flow 10 from Du Pont and 98% PE resin).

The tearable welding layer has the following composition:

metallocene PE resin (65%)

20 MDPE resin (20%)

Master batch containing filler (10%)

Master batch containing additives: slip agent, anti oxidant and processing aid (5%)

25 Complexing is done on a solvent complexing apparatus, adhesive being deposited on the complexable face of the structure (C). Thermoforming of the film is done to a depth of 16 mm to allow the ham slices to be put into place. Thermoforming temperature is comprised between 100 and 130°C.

30 The lid or covering film is printed and has a total thickness of 96 μm . Its structure is composed of:

50 μm of PVDC impregnated bi-oriented PET;

2 μm of printing ink layer;

3 μm of polyurethane adhesive;
23 μm bi-oriented PET (for giving the film body);
3 μm polyurethane foam;
50 μm welding layer.

5 This welding layer has the following composition:

LDPE resin (49%)

Linear octene PE resin (48%)

Additives: slip agent, anti-blocking agent and anti-oxidant (3%)

10 The two 3 μm layers of polyurethane + solvent adhesive provide the bond between the layers and are applied using a complexing machine with solvent extraction.

15 Welding of the two films composing the packaging is done at a temperature of 150°C under 6 bars pressure for 1.5 seconds, using sealing jaws having either a flat or curved surface.

20 The force needed to open the packaging is between 800 and 1000 g/15 mm while the force obtained after the first re-closing is between 500 and 800 g/15 mm (as a function of the pressure applied). Opening force remains greater than 400 g/15 mm after 10 opening and re-closing operations.

EXAMPLE 2

25 Dried fruit packaging

Dried fruit are packaged loose in a packaging composed, in its lower portion, of a container film comprising a rigid thermoformed film and, in its upper portion, a lid comprising a flexible printed closing film. The container, of a total thickness of around 510 μm , is composed of a structure (C) of 60 μm thickness, laminated, by means of a solvent-less polyurethane adhesive 1 μm thick, onto a rigid amorphous PET film 450

μm thick. Thickness distribution of the layers of structure (C), obtained by bubble collapsing, is as follows:

- 15 μm of more than 38 dyne Corona discharge treated complexable layer;
- 15 μm of a pressure-sensitive adhesive layer;
- 15 μm of a pressure-sensitive adhesive layer;
- 15 μm of tearable welding layer.

10 The structure is obtained by bubble collapsing, with an oxidizing medium.

Because of collapsing of the bubble, both the complexable and tearable welding layers have the same composition as follows:

- 15 metallocene PE resin (65%)
- MDPE resin (20%)
- Master batch containing filler (10%)
- Master batch containing additives: slip agent, anti-oxidant and processing aid (5%)

20 Due to collapsing of the bubble, the adhesive layers have the same composition as follows:

M3062

25 Complexing is done on a complexing machine without solvent, the adhesive being deposited on the complexable face of structure (C). Heat shaping of the film is done to a depth of 25 mm to allow the dried fruit to be put into place. The thermoforming temperature is comprised between 100 and 130°C.

The lid or covering film is printed and has a total thickness of 99 μm . Its structure is as follows:

- 30 12 μm of bi-oriented PET;
- 2 μm of printing ink layer;
- 1 μm of solvent-free polyurethane adhesive;
- 23 μm of bi-oriented PET (for giving the film body);

1 μm of solvent-free polyurethane adhesive;

60 μm welding layer.

The composition of the welding layer is as follows:

LDPE resin (49%)

5 Linear octene PE resin (48%)

Additives: slip agent, anti-blocking agent and anti-oxidant (3%)

The two 1 μm layers of solvent-free polyurethane adhesive provide the bond between the layers and are deposited using a complexing machine without solvent.

10 Welding of the two films composing the packaging is done at a temperature of 155°C, under a pressure of 6 bars for 1.5 seconds, using sealing jaws which can be flat or curved.

The force needed to open the packaging is between 900 and 1,200 g/15 mm (as a function of the pressure exercised). The force required to open the

15 packaging remains greater than 400 g/15 mm after 10 opening and re-closing operations.

The terms "comprise", "comprises", "comprised" and "comprising" when used in this specification are taken to specify the presence of stated features, integers, steps or components but does not preclude the presence or addition of

20 one or more other features, integers, steps, components or groups thereof.


Discussion or mention of any piece of prior art in this specification is not to be taken as an admission that the prior art is part of the common general knowledge of the skilled addressee of the specification.

25



THE CLAIMS DEFINING THE INVENTION ARE AS FOLLOWS:

1. A packaging comprising at least one tearable film, said tearable film comprising a symmetrical multilayer structure, including a central pressure-sensitive adhesive layer and two outer layers, one of which is a tearable welding layer, said central adhesive layer comprising two sub-layers, said structure being obtained by collapsing the co-extrusion bubble.
2. A packaging according to claim 1, in which collapsing of the co-extrusion bubble is done in an oxidizing medium.
3. A packaging according to claim 1 or 2, in which the central pressure-sensitive adhesive layer comprises a thermoplastic elastomer-based hot melt adhesive.
4. A packaging according to any one of claims 1-3, in which the outer layers are in PE.
5. A packaging according to claim 4, in which the outer layers comprise PE metallocene.
6. A process for preparing a packaging according to any one of claims 1 to 5, comprising welding of said tearable film.
7. A packaging according to claim 1, substantially as herein described with reference to Example 1 or Example 2.
8. A packaging according to claim 1, substantially as herein described with reference to the accompanying Figures 1 to 3.
9. A packaging according to any one of claims 1 to 5 substantially as herein described with reference to Example 1 or Example 2 and the accompanying Figures 1 to 3.



10. A process according to claim 6 substantially as herein described with reference to the accompanying Figures 1 to 3 and the Examples 1 or 2.



11. A process according to claim 6 substantially as herein described.

DATED this 27th day of May 2002

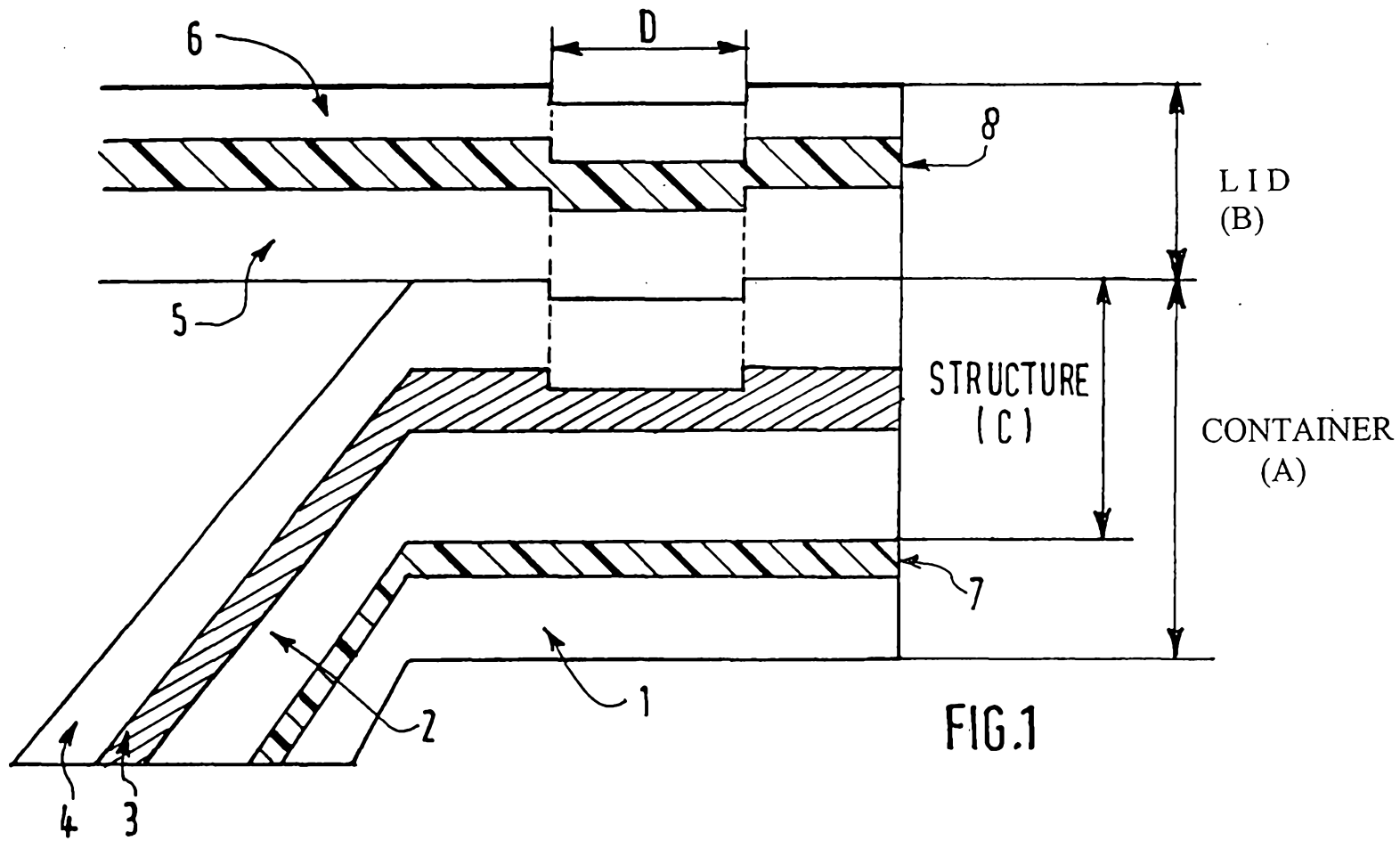
SOPLARIL S.A.

WATERMARK PATENT & TRADE MARK ATTORNEYS
290 BURWOOD ROAD
HAWTHORN VICTORIA 3122
AUSTRALIA

RLT/RJS/MEH P17577AU00.DOC



PRIOR TO OPENING



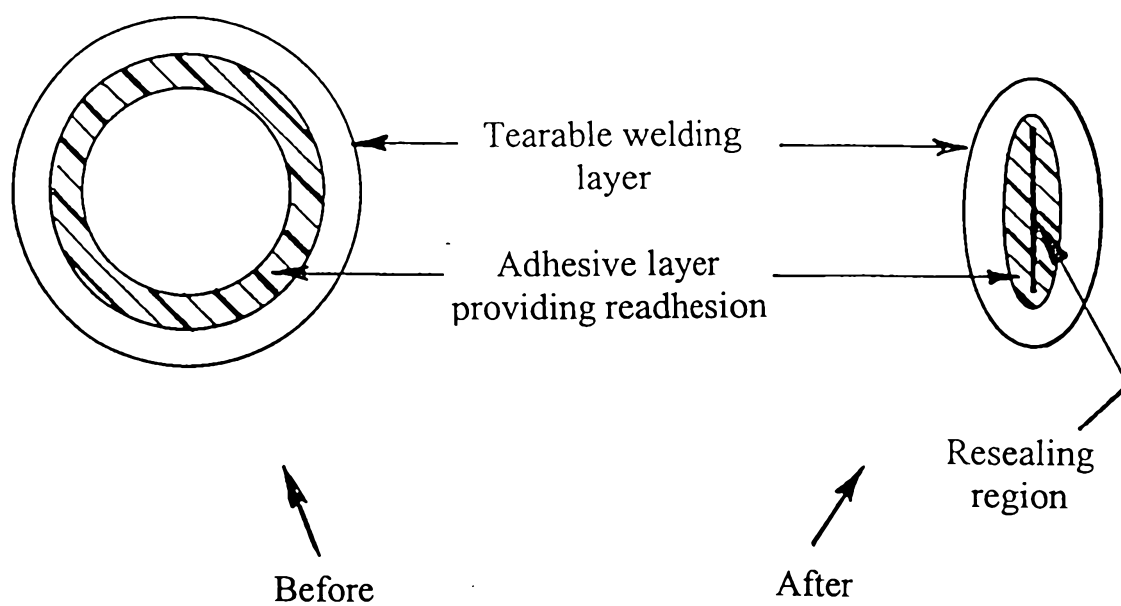


FIG.3