



US00D397718S

# United States Patent [19]

[11] Patent Number: **Des. 397,718**

Mulkins

[45] Date of Patent: **\*\*Sep. 1, 1998**

[54] **MUSICAL INSTRUMENT PICK HOLDER**

4,982,641	1/1991	Duhart .....	84/329
5,163,206	11/1992	Hernandez .....	224/217
5,413,020	5/1995	Thompson .....	84/329

[76] Inventor: **John Patrick Mulkins**, 1160 Sanchez St., San Francisco, Calif. 94114

**FOREIGN PATENT DOCUMENTS**

[\*\*] Term: **14 Years**

583275	1/1925	France .....	84/322
--------	--------	--------------	--------

[21] Appl. No.: **66,137**

**OTHER PUBLICATIONS**

[22] Filed: **Feb. 6, 1997**

Mademoiselle, p. 63, Jun. 1969.

**Related U.S. Application Data**

*Primary Examiner*—Sandra L. Morris  
*Assistant Examiner*—Adir Aronovich  
*Attorney, Agent, or Firm*—Virginia H. Meyer, Esq.

[62] Division of Ser. No. 44,525, Sep. 26, 1995, abandoned.

[57] **CLAIM**

[51] **LOC (6) Cl.** ..... **17-03**

[52] **U.S. Cl.** ..... **D17/20; 84/329; 224/217**

[58] **Field of Search** ..... **D17/20, 99; 84/320-322, 84/329; 224/217, 220, 267, 910; D3/207, 208**

The ornamental design for a musical instrument pick holder, as shown and described.

**DESCRIPTION**

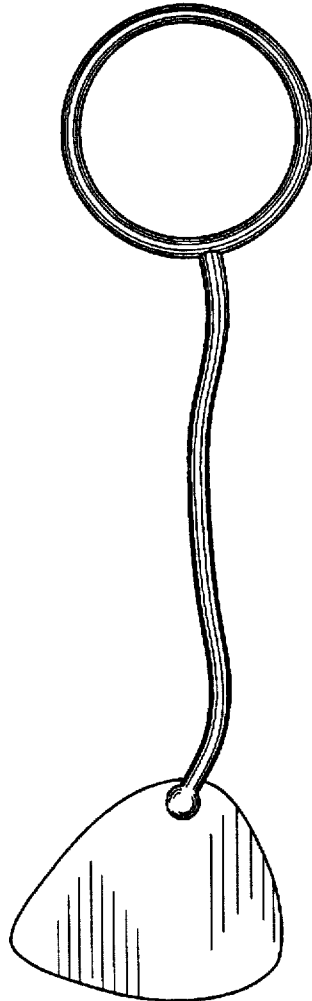
[56] **References Cited**

**U.S. PATENT DOCUMENTS**

D. 362,264	9/1995	Trees .....	D17/20
4,067,255	1/1978	Camaioni .....	84/329
4,137,814	2/1979	Rowley .....	84/322

FIG. 1 is a front elevational view of a musical instrument pick holder showing my new design, the undisclosed opposite rear view is a mirror image thereof; and, FIG. 2 is a right side elevational view, the undisclosed opposite left side is a mirror image thereof.

**1 Claim, 2 Drawing Sheets**



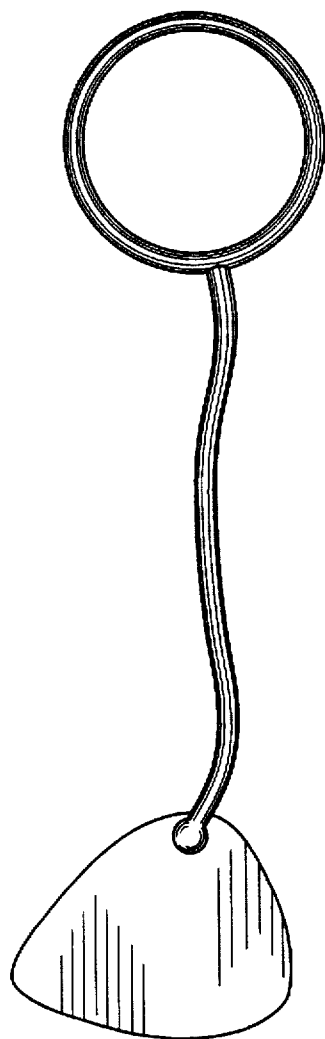


FIG. 1

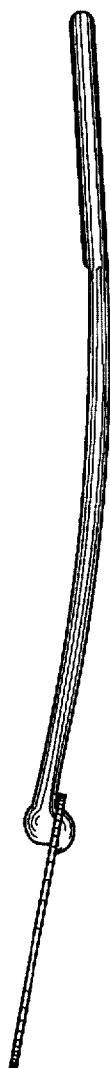


FIG. 2