June 22, 1954 L. A. BRAITHWAITE 2,681,529

PORTABLE PELLET DISPENSER

Filed Dec. 26, 1950

Fig. 1.

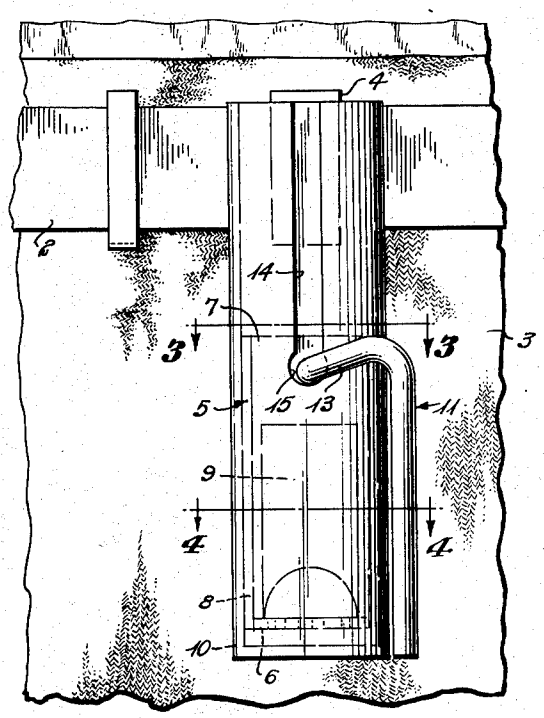

Fig. 2.

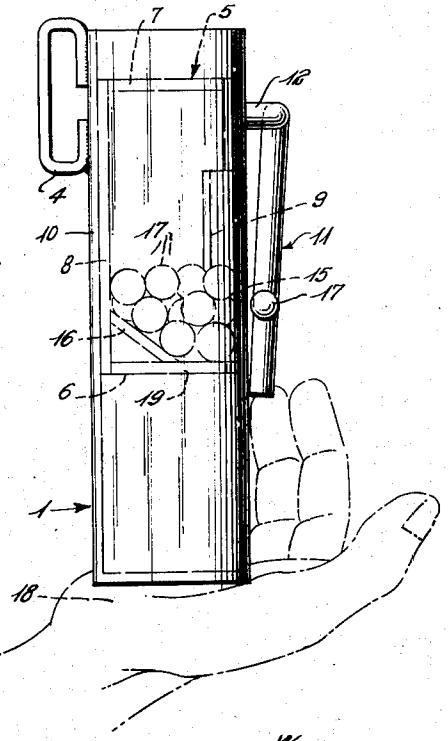

Fig. 5.

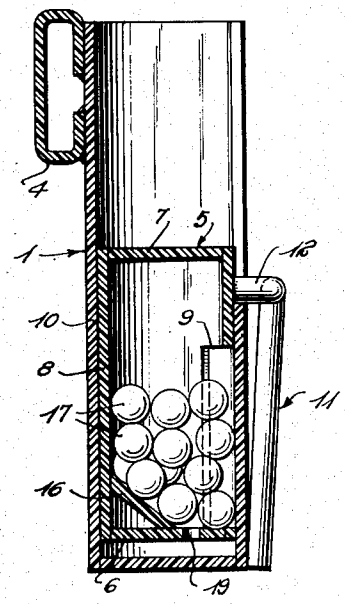

Fig. 3.

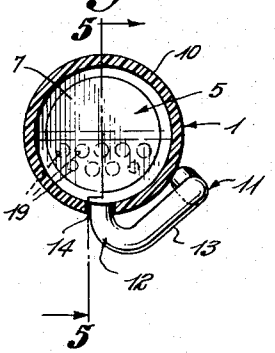

Fig. 4.

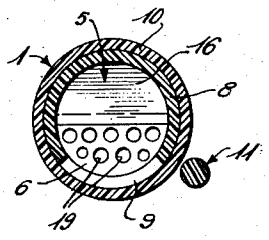

INVENTOR

Leland A. Braithwaite

BY *Andrew B. Burridge*

ATTORNEY

Patented June 22, 1954 2,681,529

UNITED STATES PATENT OFFICE

2,681,529

PORTABLE PELLET DISPENSER

Leland A. Braithwaite, Toyon, Calif.

Application December 26, 1950, Serial No. 202,718

4 Claims. (Cl. 43—55)

1

This invention relates to a portable pellet dispenser and, more particularly, to such a dispenser capable of being loaded with a number of pellets and then actuated to dispense the pellets selectively as desired.

The present invention is directed to the problem of providing a dispenser which can be readily loaded by the user, then carried on the person of the user, and, while so carried, be actuated to dispense pellets individually as desired. In this connection, a dispenser constructed in accordance with the teaching of the present invention has been found to have particular utility as a dispenser for dispensing salmon eggs used by fishermen as bait. For such usage the dispenser is adapted to be loaded with salmon eggs and then attached to the person of the fisherman so that it will be readily accessible when he desires to obtain a salmon egg to bait his hook. To obtain a salmon egg, the fisherman can actuate the dispenser with one hand and receive the discharged salmon egg in the same hand without removing the dispenser from his person and thus leave his other hand free for other uses.

It is therefore an object of the present invention to provide a new and improved portable pellet dispenser for dispensing small substantially round pellets, such as salmon eggs used by fishermen as bait, selectively as desired.

It is another object of the present invention to provide such a dispenser which can be readily loaded with small substantially round pellets, carried on the person of the user, and, while so carried, actuated to deliver individual pellets as desired. It is a further object of the present invention to provide such a dispenser which can be actuated with one hand to dispense an individual pellet without removing the dispenser from the person of the user.

Briefly stated, a preferred embodiment of the present invention comprises an elongated hollow tubular casing open at one end and closed at the other end. The casing is adapted to be positioned in upright position with the open end uppermost. A pellet container is housed within the casing and is removable through the open end of the casing for loading, following which, it can be reinserted into the casing.

The pellet container has an opening in the side thereof through which pellets may be inserted into the container when it is removed from the casing. Also, the casing has an orifice in the side thereof through which one pellet may pass at a time. The dimensions of the container with respect to the casing are such that the pellets are prevented by the casing from escaping from the container when the container is in the

2

casing except when the container opening is opposite the casing orifice. The container has a handle extending therefrom and by means of which the container can be moved axially with respect to the casing to bring the container opening opposite the casing orifice to discharge pellets. This handle engages a guide slot in the casing to keep the container opening properly aligned with respect to the casing orifice. Means are provided to cause a pellet to be discharged when the container opening is opposite the casing orifice.

Other objects and advantages of the present invention will become more apparent from the following detailed description taken in conjunction with the attached drawing in which Fig. 1 is a view in front elevation showing a preferred embodiment of the present invention attached to the person of a user; Fig. 2 is a view in side elevation showing said embodiment in operative position to discharge a pellet into the hand of a user; Fig. 3 is a sectional view taken on line 3—3 of Fig. 1; Fig. 4 is a sectional view taken on line 4—4 of Fig. 1; and Fig. 5 is a sectional view in side elevation taken on line 5—5 of Fig. 3.

As previously stated, the present invention has found particular utility as a dispenser for dispensing salmon eggs used by fishermen as bait. Accordingly, and for convenience of description, the preferred embodiment of the invention illustrated in the drawing will be described with reference to its usage as a dispenser for salmon eggs but it will of course be understood that the dispenser could be used to dispense other small substantially round pellets similar in size and shape to salmon eggs.

One of the attributes of the present invention is that a dispenser constructed in accordance with said invention can be carried on the person of the user and readily manipulated by him, with one hand if desired, to dispense individual pellets while so carried. Thus, referring to Figs. 1 and 5, the numeral 1 denotes a hollow tubular casing open at the top and closed at the bottom. This casing 1 is supported in substantially upright position by being connected to the belt 2 which is worn on the clothing 3 of the user. Thus, referring to Fig. 2, the casing 1 has a belt receiving loop 4 connected thereto adjacent the open upper end of the casing. In the preferred embodiment shown in the drawing, the casing 1 is a hollow cylindrical casing, thus being circular in cross section as is shown in Figs. 3 and 4.

The pellets to be dispensed, salmon eggs being assumed as an example, are housed within a container 5 which is adapted to be positioned within the casing 1 as is shown in Fig. 1. This

container 5 is a hollow cylindrical container having oppositely disposed ends 6 and 7 which are connected by a curved wall 8. Wall 8 has an opening 9 extending therethrough, this opening being bounded on one side by end 6 of the container as shown in the drawing. In effect, the opening 9 is a window opening in the curved wall of container 5.

The diameter of the container 5 with respect to the diameter of the casing 1 is such that the container fits snugly within the casing but nevertheless may be moved axially (i. e. up and down when the casing is in upright position) with respect to the casing. Thus, the container 5 may be removed from the casing through the open end of the casing and can then be reinserted in the casing until the container reaches the position shown in Fig. 1. During removal from the casing the container may be loaded with salmon eggs (through the opening 9) and when the container is reinserted into the casing the curved wall 10 of the casing will prevent the salmon eggs from escaping from the container through opening 9 except when such escape is intended. This, of course, results from the snug fit between the container and the casing whereby there is little space between the curved wall 8 of the container and the curved wall 10 of the casing.

A manipulating handle 11 extends from container 5 adjacent the upper end 7 of the container. This handle 11 includes a portion 12 which extends substantially at right angles outward from the container and a portion 13 which is curved over and down so that it will lie alongside wall 10 of the casing 1 when the container 5 is in position as shown in Fig. 1. Wall 10 of casing 1 has an open guide slot or track 14 therein which extends downward from the open end of casing 1 and terminates in an orifice 15 which is located approximately midway of the height of the casing. The width of the guide slot 14 is such that it will receive handle portion 12, which extends substantially at right angles from the container 5, and permit portion 12 to move in a direction axially of the casing 1. In other words, when casing 1 is positioned in substantially upright position as is shown in Fig. 1, handle portion 12 may be moved up and down within guide slot 14. Also, when container 5 is inserted into casing 1, guide slot 14 will receive handle portion 12. The positioning of handle portion 12 with respect to opening 9 of container 5 is such that this opening 9 may be brought into registry with orifice 15 upon axial movement of container 5 with respect to casing 1. Since the engagement of handle portion 12 with the walls of guide slot 14 prevents rotation of opening 9 within casing 1 the necessary alignment between opening 9 and orifice 15 is maintained.

Orifice 15 is of such size and shape that it will pass but one pellet (salmon egg) at a time. Of course, the size and shape of orifice 15 will be predetermined to suit the particular pellet being dispensed. For salmon eggs, orifice 15 will be circular and slightly greater in diameter than the diameter of an individual salmon egg.

When container 5 is loaded with salmon eggs and is inserted into casing 1 so that the container is in the position shown in Fig. 1, portion 12 of handle 11 will engage the lower wall of casing orifice 15 to maintain the container in position slightly above the bottom of casing 1. When the user grasps handle 11 to raise container 5 within the casing 1, the engagement of handle portion 12 with the walls of guide slot 14 keeps container opening 9 properly positioned with respect to casing orifice 15. As a matter of fact, the dispenser can be operated with one hand by placing the second finger of the right hand underneath the lower end of handle 11 and raising the handle, and thus the container 5 as is shown in Fig. 2, until the container opening 9 comes opposite casing orifice 15.

When container opening 9 is in registry with casing orifice 15, individual salmon eggs can pass through the opening and orifice thus going from within the container to without the casing. In order to help this to occur, bottom 6 of the container has an inclined portion 16 which slopes so that the salmon eggs are urged toward the container opening 9. Thus, when this opening is opposite orifice 15 the salmon eggs will be urged toward orifice 15 thereby facilitating their discharge from the dispenser. This is shown in Fig. 2 where the salmon eggs are denoted by the reference numeral 17 and one salmon egg is shown in process of being dispensed into the palm of the hand 18 shown diagrammatically in Fig. 2. In effect, container bottom 6 with its inclined portion 16 is a platform upon which the salmon eggs rest and by means of which they can be raised to be brought opposite casing orifice 15. As a further means of causing a salmon egg to be dispensed when the container opening 9 is in registry with casing orifice 15, the casing 1 can be tilted if necessary.

To permit liquid to drain from those pellets which are loaded into container 5 when they are wet, the container bottom 6 has a plurality of drainage openings 19 extending through the flat portion thereof as is shown in greater detail in Fig. 4. This is a feature of importance in connection with the use of the dispenser for dispensing salmon eggs since these eggs are wet when loaded into the container 5. Since the bottom 6 of container 5 is spaced above the bottom of casing 1 (see Figs. 1 and 5) when the container is in its normal position within the casing, liquid can drain from the eggs and collect at the bottom of the casing. Thus, when the eggs are raised to the position shown in Fig. 2 and are dispensed from the dispenser, they will be moist but not dripping.

All parts of the dispenser shown in the drawing, including more particularly the casing 1 and container 5, are preferably made of transparent plastic material. This is of special advantage when the dispenser is used for dispensing salmon eggs since these eggs are colored and can be seen within the dispenser. Of course, it is not essential to the operation of the dispenser that it be made of transparent material nor of plastic material but transparent plastic material does have the advantages of viewing the contents and being light in weight and relatively inexpensive. From the standpoint of lightness and strength the dispenser could be made of light weight metal.

It will thus be seen that my invention provides a light weight portable dispenser adapted to be loaded with pellets, carried on the person of the user, and, while so carried, actuated to dispense a pellet at a time. As indicated, the dispenser has found utility for dispensing salmon eggs where single eggs are used by fishermen as bait. Since the dispenser is carried on the person it can be operated with one hand to discharge a salmon egg into the palm of the same hand thus leaving the other hand free. The user

can become quite adept at dispensing a single pellet with but little practice.

While, in the preferred embodiment of my invention shown in the drawing, I have shown the casing 1 and container 5 as being cylindrical in cross section, it is not essential that they be cylindrical. They could both be oval or even square in cross section. The central idea is to have the container snug enough in the casing so the pellets cannot escape and yet the container can move axially with respect to the casing to align the container opening with the casing orifice.

Accordingly, while I have shown and described a preferred embodiment of my invention, I wish it to be understood that I do not intend to be restricted solely thereto but that I do intend to cover all modifications which would be apparent to one skilled in the art and which come within the spirit and scope of my invention.

Having thus described my invention, what is claimed and desired to be secured by Letters Patent is:

1. A dispenser useful for dispensing small substantially round pellets, such as salmon eggs used by fishermen as bait, said dispenser comprising a substantially upright hollow tubular casing having an open top, said casing having a lateral orifice extending through the upright casing wall, said orifice being positioned part way up the upright casing wall and being of predetermined size whereby it will pass but one pellet at a time, a pellet supporting platform positioned within said casing and below said orifice, said platform having an area such that the platform may be inserted into or withdrawn from the casing through the open top thereof and said platform being liftable within said casing to position pellets supported thereby in registry with said orifice whereby said pellets may be discharged through said orifice one at a time, and a handle extending from said platform for so lifting said platform, said casing having a guide slot extending from the open casing top and terminating in the casing orifice, and said handle engaging said guide slot.

2. A dispenser useful for dispensing small substantially round pellets, such as salmon eggs used by fishermen as bait, said dispenser comprising an elongated hollow tubular casing open at one end and closed at the other end, said casing having a tubular wall extending between said ends, a hollow container positioned within said casing, said container being insertable into and withdrawable from said casing through the open and thereof and substantially shorter than said casing and having a tubular wall corresponding in shape to the casing tubular wall, the outer periphery of said container tubular wall being positioned closely adjacent to the inner periphery of said casing tubular wall and said container being movable with respect to said casing lengthwise thereof, said container tubular wall having an opening therein through which pellets may pass and whereby the container may be loaded, said casing tubular wall having an orifice therein of predetermined size to permit one pellet to pass therethrough at a time, and a handle extending from said container whereby said container may be moved to position the opening therein in registry with the casing orifice to allow pellets to pass from within said container to without said casing, said casing tubular wall having a guide slot extending from the open end of the casing to a point intermediate the ends thereof and said container handle engaging said guide slot to keep the container opening properly positioned with respect to the casing orifice.

3. A dispenser useful for dispensing small substantially round pellets, such as salmon eggs used by fishermen as bait, said dispenser comprising an elongated hollow cylindrical casing open at one end and closed at the other end, a cylindrical container positioned within said casing, said container being substantially shorter than said casing and being positioned concentric with respect to said casing, the diameter of said container being such that it fits snugly within said casing and is movable with respect thereto in a direction axially of said casing, said container having an opening in the curved surface thereof through which pellets may pass and whereby the container may be loaded, said casing having an orifice in the curved surface thereof of predetermined size to permit one pellet to pass therethrough at a time, and a handle extending from said container for moving said container to position the opening therein in registry with the casing orifice whereby pellets may pass from within said container to without said casing, said casing having a guide slot in the curved wall thereof extending from the open end of the casing to a point intermediate the ends of the casing, said container being insertable into and withdrawable from the casing through the open end thereof and the container handle being adapted to engage said guide slot upon said insertion.

4. A dispenser useful for dispensing small substantially round pellets, such as salmon eggs used by fishermen as bait, said dispenser comprising a substantially upright hollow cylindrical casing open at the upper end and closed at the lower end, said casing having a guide slot extending from the open upper end to a location between the ends of the casing, and a cylindrical container positioned within said casing, said container being insertable into and withdrawable from said casing through the open upper end thereof and having a handle member adapted to engage said guide slot when the container is inserted into the casing, said container also having oppositely disposed end walls, and being positioned concentric with respect to said casing, the diameter of said container being such that it fits snugly within said casing and is movable up and down with respect thereto, said container having a window opening in the curved surface thereof through which pellets may pass and whereby the container may be loaded when it is withdrawn from the casing, said opening being located adjacent the lower container end wall, and said end wall having a drainage opening therein to permit liquid to drain from the pellets, said casing having an orifice in the curved surface thereof of predetermined size to permit one pellet to pass therethrough at a time whereby, when said container is moved by means of the handle thereon to position the container opening in registry with the casing orifice, pellets may pass from within said container to without said casing.

References Cited in the file of this patent

UNITED STATES PATENTS

Number	Name	Date
503,722	Lewis et al.	Aug. 22, 1893
781,527	Jeffers	Jan. 31, 1905
1,641,335	Johnson	Sept. 6, 1927
2,117,685	Smith	May 17, 1938
2,377,120	Apfelbaum	May 29, 1945
2,443,861	Johnston	June 22, 1948