



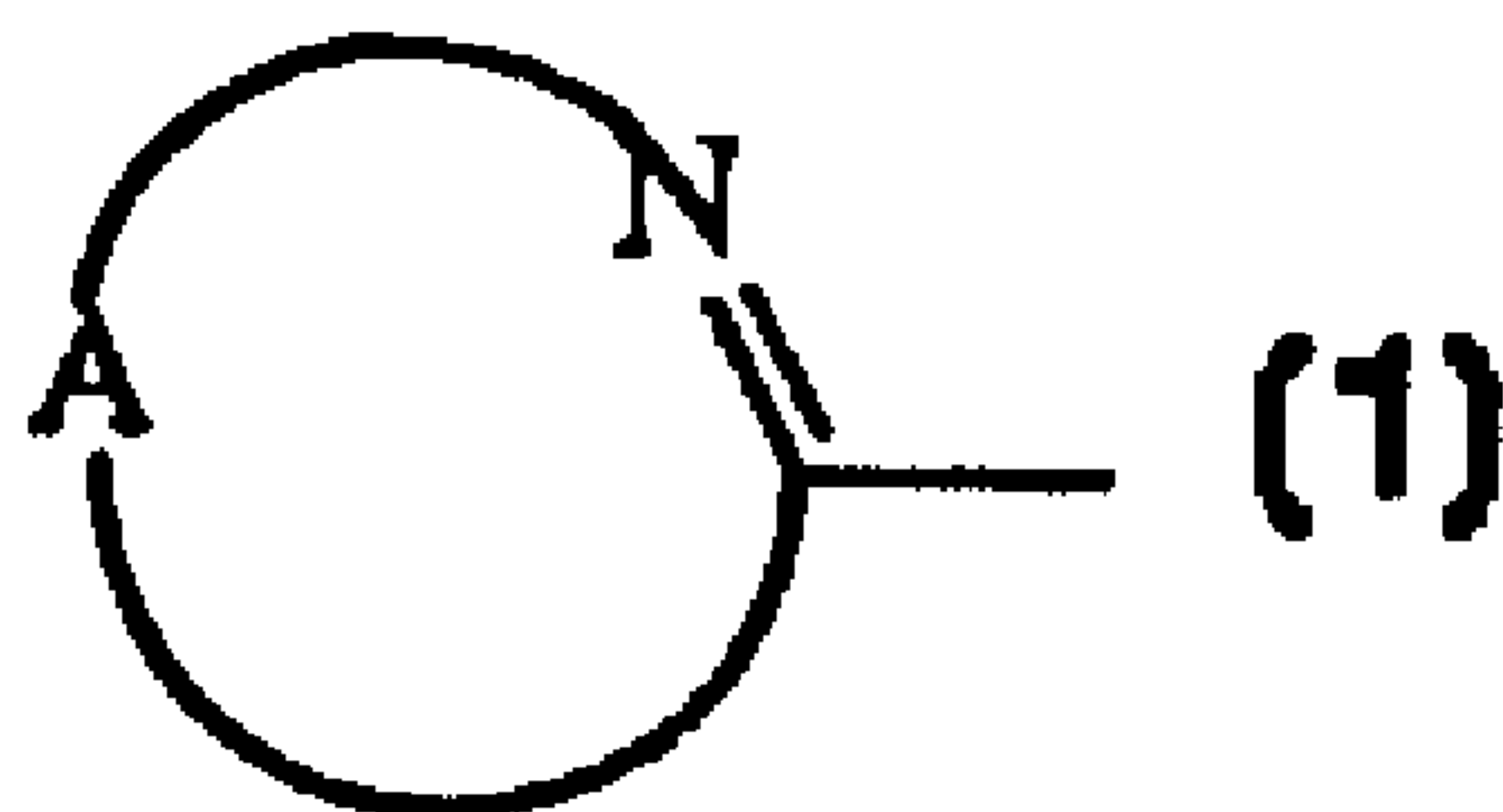
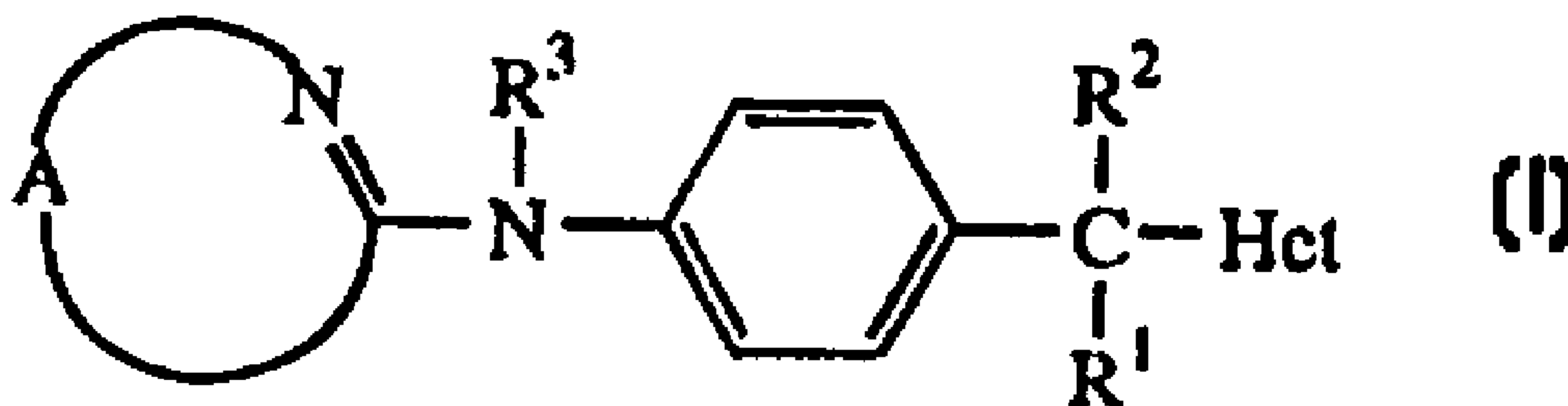
(86) Date de dépôt PCT/PCT Filing Date: 1997/06/19
(87) Date publication PCT/PCT Publication Date: 1997/12/31
(45) Date de délivrance/Issue Date: 2009/03/03
(85) Entrée phase nationale/National Entry: 1998/12/14
(86) N° demande PCT/PCT Application No.: EP 1997/003248
(87) N° publication PCT/PCT Publication No.: 1997/049704
(30) Priorité/Priority: 1996/06/27 (EP96201781.0)

(51) Cl.Int./Int.Cl. *C07D 417/12* (2006.01),
A61K 31/41 (2006.01), *A61K 31/425* (2006.01),
A61K 31/435 (2006.01), *A61K 31/495* (2006.01),
A61K 31/535 (2006.01), *A61K 31/55* (2006.01),
C07D 401/12 (2006.01), *C07D 403/12* (2006.01),
C07D 413/12 (2006.01), *C07D 417/14* (2006.01),
C07D 471/04 (2006.01), *C07D 473/34* (2006.01),
C07D 487/04 (2006.01), *C07D 498/04* (2006.01),
C07D 513/04 (2006.01), *C07D 521/00* (2006.01)

(72) Inventeurs/Inventors:
VENET, MARC GASTON, FR;
MABIRE, DOMINIQUE JEAN-PIERRE, FR;
LACRAMPE, JEAN FERNAND ARMAND, FR; ...

(54) Titre : N-[4-(HETEROARYLMETHYL)PHENYL]-HETEROARYLAMINES

(54) Title: N-[4-(HETEROARYLMETHYL)PHENYL]-HETEROARYLAMINES



(57) **Abrégé/Abstract:**

The present invention is concerned with compounds of formula (I), the N-oxides, the pharmaceutically acceptable addition salts and the stereochemically isomeric forms thereof, wherein R¹ is hydrogen, hydroxy, C₁₋₆ alkyl or aryl; R² is hydrogen; optionally substituted C₁₋₁₂ alkyl; C₃₋₇ cycloalkyl; C₂₋₈ alkenyl, optionally substituted pyrrolidinyl or aryl; R³ is hydrogen, optionally substituted C₁₋₆ alkyl or aryl; Het is an optionally substituted unsaturated heterocycle selected from imidazolyl, triazolyl, tetrazolyl and pyridinyl; formula (1) is an optionally substituted un-saturated mono- or bicyclic heterocycle; and aryl is optionally substituted phenyl. The present invention also relates to processes for their preparation and compositions comprising said new compounds, as well as their use as a medicine.

(72) Inventeurs(suite)/Inventors(continued): SANZ, GERARD CHARLES, FR

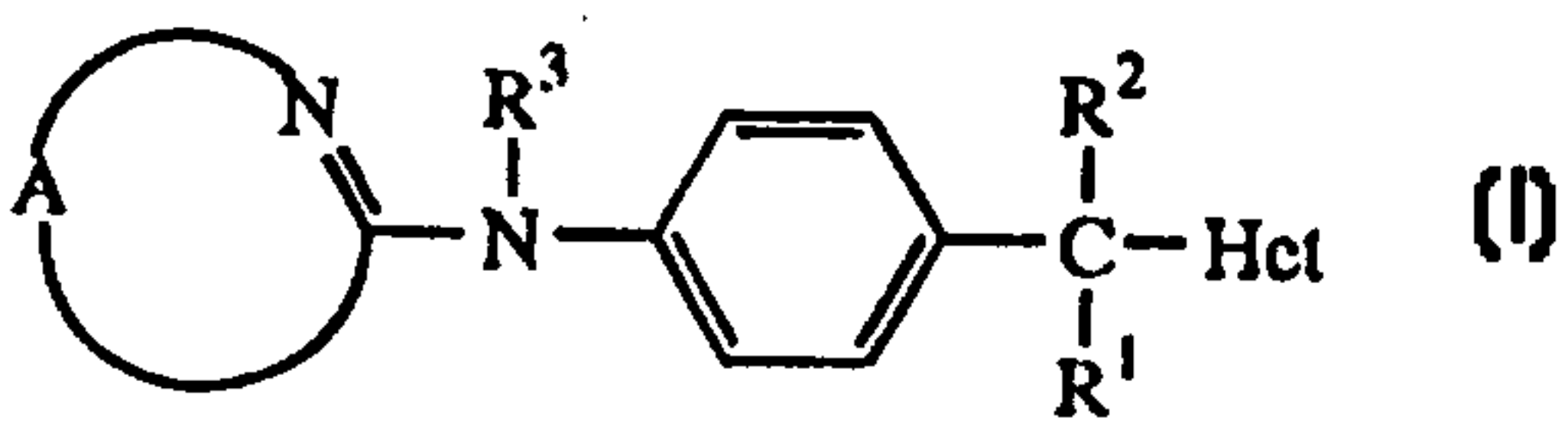
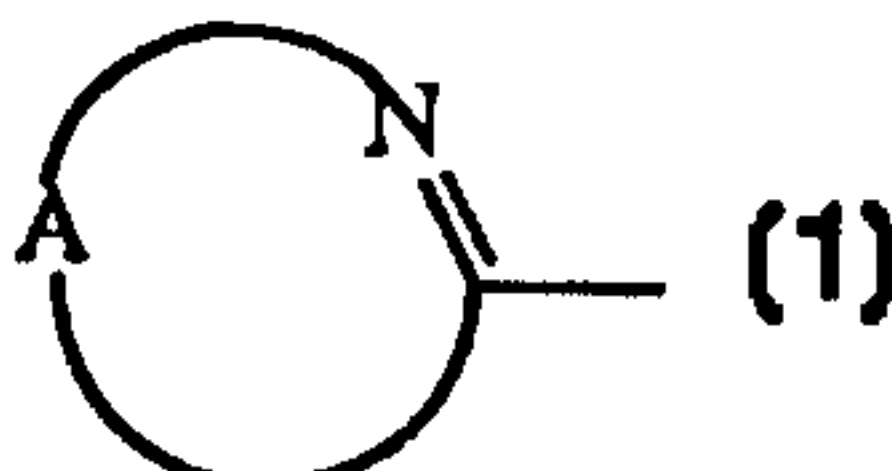
(73) Propriétaires(suite)/Owners(continued):JANSSEN PHARMACEUTICA N.V., BE

(74) Agent: GOWLING LAFLEUR HENDERSON LLP

PCT

WORLD INTELLECTUAL PROPERTY ORGANIZATION
International Bureau

INTERNATIONAL APPLICATION PUBLISHED UNDER THE PATENT COOPERATION TREATY (PCT)

<p>(51) International Patent Classification ⁶ : C07D 417/12, 403/12, 413/12, 401/12, 513/04, A61K 31/41 // (C07D 513/04, 277:00, 221:00)</p>	A1	<p>(11) International Publication Number: WO 97/49704</p> <p>(43) International Publication Date: 31 December 1997 (31.12.97)</p>
<p>(21) International Application Number: PCT/EP97/03248</p> <p>(22) International Filing Date: 19 June 1997 (19.06.97)</p> <p>(30) Priority Data: 96201781.0 27 June 1996 (27.06.96) EP (34) Countries for which the regional or international application was filed: AT et al.</p> <p>(71) Applicant (for all designated States except US): JANSSEN PHARMACEUTICA N.V. [BE/BE]; Turnhoutseweg 30, B- 2340 Beerse (BE).</p> <p>(72) Inventors; and (75) Inventors/Applicants (for US only): VENET, Marc, Gas- ton [FR/FR]; 10, square de Bourgogne, F-76240 Le Mesnil-Esnard (FR). MABIRE, Dominique, Jean-Pierre [FR/FR]; 14, rue Jean Moulin, F-27370 La Saussaye (FR). LACRAMPE, Jean, Fernand, Armand [FR/FR]; 15, chemin du Pont de l'Arche, F-76240 Le Mesnil-Esnard (FR). SANZ, Gérard, Charles [FR/FR]; 6, rue Alfred Dunet, F-76240 Le Mesnil-Esnard (FR).</p> <p>(74) Agent: QUAGHEBEUR, Luc; Janssen Pharmaceutica N.V., Patent Dept., Turnhoutseweg 30, B-2340 Beerse (BE).</p>		<p>(81) Designated States: AL, AM, AU, BA, BB, BG, BR, BY, CA, CN, CU, CZ, EE, GE, HU, IL, IS, JP, KG, KR, LC, LK, LR, LT, LV, MD, MG, MK, MN, MX, NO, NZ, PL, RO, RU, SG, SI, SK, TR, TT, UA, US, UZ, VN, ARIPO patent (GH, KE, LS, MW, SD, SZ, UG, ZW), Eurasian patent (AM, AZ, BY, KG, KZ, MD, RU, TJ, TM), European patent (AT, BE, CH, DE, DK, ES, FI, FR, GB, GR, IE, IT, LU, MC, NL, PT, SE), OAPI patent (BF, BJ, CF, CG, CI, CM, GA, GN, ML, MR, NE, SN, TD, TG).</p> <p>Published With international search report.</p>
<p>(54) Title: N-[4-(HETEROARYLMETHYL)PHENYL]-HETEROARYLAMINES</p> <p>(57) Abstract</p> <p>The present invention is concerned with compounds of formula (I), the N-oxides, the pharmaceutically acceptable addition salts and the stereochemically isomeric forms thereof, wherein R¹ is hydrogen, hydroxy, C₁₋₆alkyl or aryl; R² is hydrogen; optionally substituted C₁₋₁₂alkyl; C₃₋₇cycloalkyl; C₂-alkenyl, optionally substituted pyrrolidinyl or aryl; R³ is hydrogen, optionally substituted C₁₋₆alkyl or aryl; Het is an optionally substituted unsaturated heterocycle selected from imidazolyl, triazolyl, tetrazolyl and pyridinyl; formula (1) is an optionally substituted unsaturated mono- or bicyclic heterocycle; and aryl is optionally substituted phenyl. The present invention also relates to processes for their preparation and compositions comprising said new compounds, as well as their use as a medicine.</p> <div style="text-align: right; margin-top: 20px;">  <p style="text-align: center;">(I)</p>  <p style="text-align: center;">(1)</p> </div>		

-1-

N-[4-(HETEROARYLMETHYL)PHENYL]-HETEROARYLAMINES

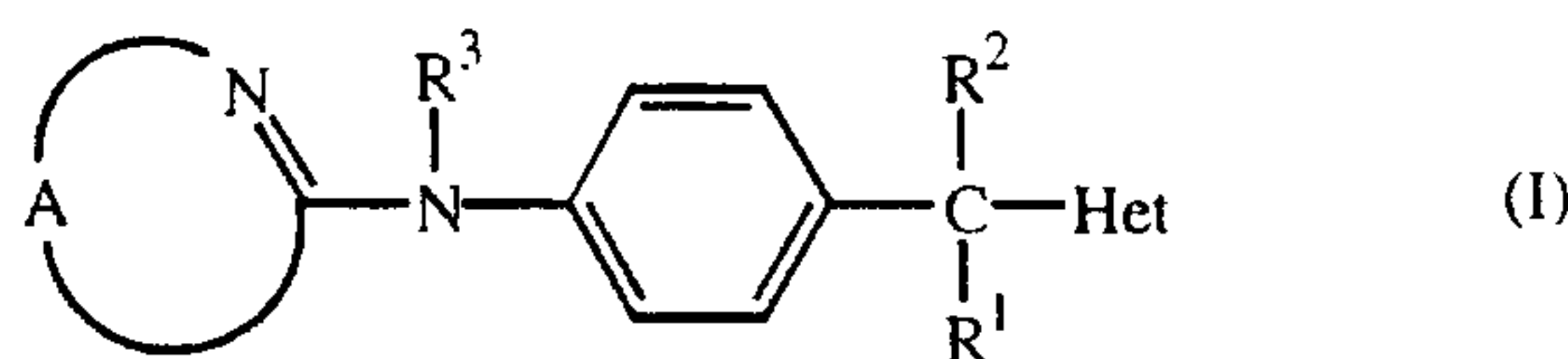
The present invention concerns *N*-[4-(heteroaryl-methyl)phenyl]-heteroarylamines, their
 5 *N*-oxides and addition salts; it further relates to processes for their preparation, and compositions comprising them. The compounds of the present invention are potent inhibitors of the retinoic acid-metabolism, and hence, their use as a medicine is also described.

10 EP-A-0,260,744, published on March 23, 1988, discloses (1*H*-imidazol-1-ylmethyl) substituted benzimidazoles as inhibitors of the androgen formation from C₂₁-steroids, as inhibitors of the biosynthesis of thromboxane A₂, and also having the capability to increase the excretion of ureic acid. EP-A-0,371,559, published on June 6, 1990,
 15 discloses said benzimidazoles and analogous benzotriazoles as potent suppressers of the plasma elimination of endogenously or exogenously administered retinoic acid.

Retinoic acid (RA) is a key molecule in the regulation of growth and differentiation of epithelial tissues. However, RA is very rapidly metabolized by a series of enzymatic reactions, which results in its deactivation. Inhibition of RA-metabolism leads to
 20 enhanced RA levels in plasma and tissue. Therefore, compounds with such an inhibitory action, also called retinoic mimetic activity, have therapeutic and/or preventive potential in the field of dermatology and oncology.

The novel compounds of the present invention have retinoic mimetic activity and,
 25 moreover, show little or no endocrinological side-effects.

The present invention is concerned with compounds of formula



the *N*-oxides, the pharmaceutically acceptable addition salts and the stereochemically
 30 isomeric forms thereof, wherein :

R¹ represents hydrogen, hydroxy, C₁₋₆alkyl or aryl;

R² represents hydrogen; C₁₋₁₂alkyl; C₃₋₇cycloalkyl; C₂₋₈alkenyl; aryl; pyrrolidinyl optionally substituted with C₁₋₄alkyl or C₁₋₄alkyloxycarbonyl; or C₁₋₁₂alkyl substituted with one or two substituents selected from C₃₋₇cycloalkyl, hydroxy,

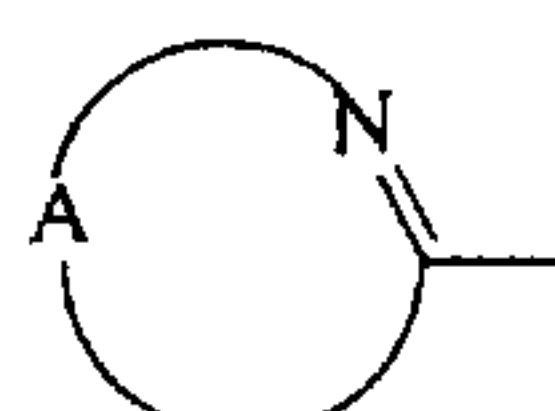
35 C₁₋₄alkyloxy, cyano, amino, mono- and di(C₁₋₄alkyl)amino, mono- and di(aryl)-

-2-

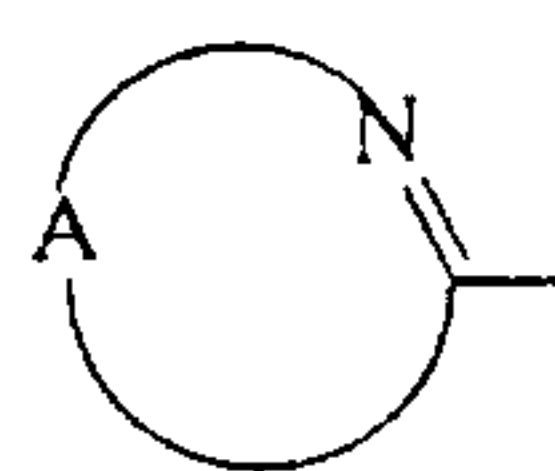
amino, arylC₁₋₄alkylamino, (C₁₋₄alkyl)(arylC₁₋₄alkyl)amino, pyrrolidinyl, piperidinyl, piperazinyl optionally substituted with C₁₋₄alkyl, morpholinyl, perhydro-azepinyl, carboxyl, C₁₋₄alkyloxycarbonyl, aminocarbonyl, mono- and di(C₁₋₄alkyl)aminocarbonyl, aryl, aryloxy and arylthio;

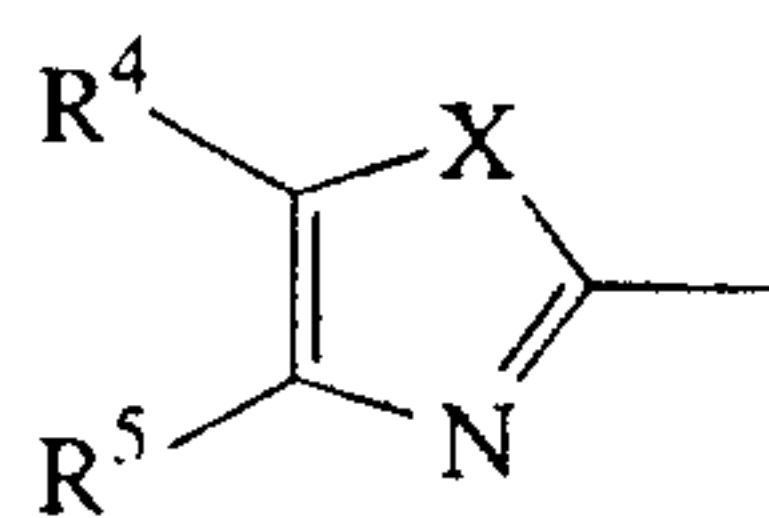
5 R³ represents hydrogen, C₁₋₆alkyl, aryl or C₁₋₆alkyl substituted with aryl;

Het represents an unsaturated heterocycle selected from imidazolyl, triazolyl, tetrazolyl and pyridinyl; each of said unsaturated heterocycles may optionally be substituted with amino, mercapto, C₁₋₆alkyl, C₁₋₆alkylthio or aryl;

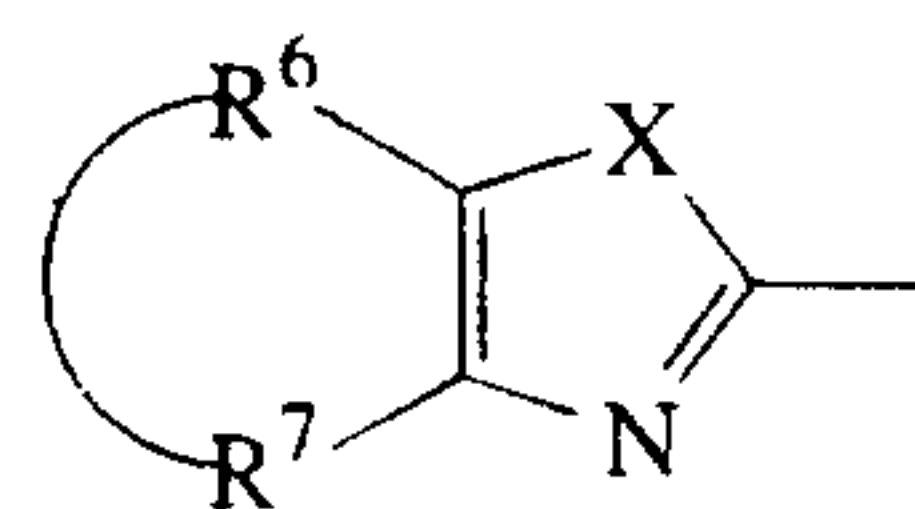
 represents an unsaturated mono- or bicyclic heterocycle selected from the

10 group consisting of pyridinyl, pyridazinyl, pyrimidinyl, pyrazinyl, quinolinyl, isoquinolinyl, purinyl, phtalazinyl, cinnolinyl, quinazolinyl and quinoxalinyl; each of said unsaturated mono- or bicyclic heterocycles may optionally be substituted with one, two or three substituents selected from hydroxy, halo, nitro, amino, C₁₋₆alkyl, hydroxyC₁₋₆alkyl, haloC₁₋₆alkyl, C₁₋₆alkyloxy, C₁₋₆alkylthio, formyl, 15 carboxyl, mono- or di(C₁₋₆alkyl)amino, C₁₋₆alkyloxycarbonyl or aryl; or

 represents a radical of formula



(a)



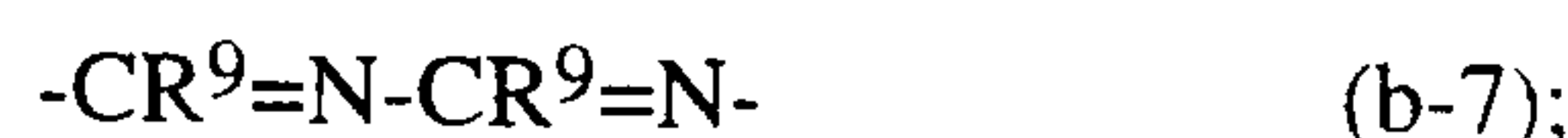
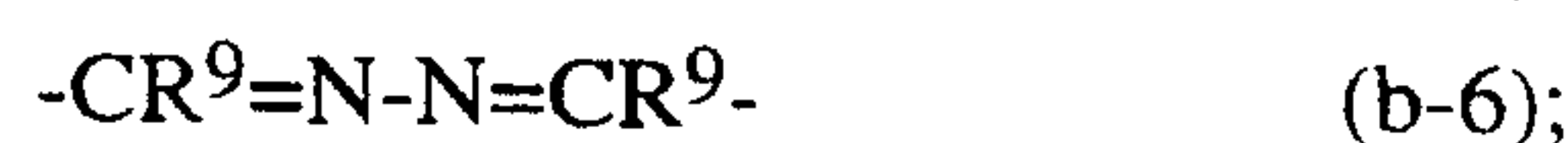
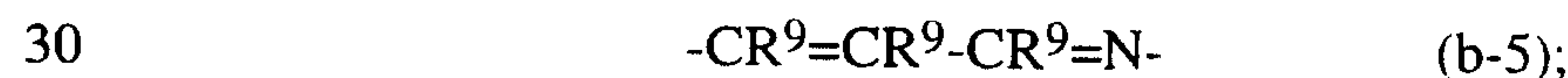
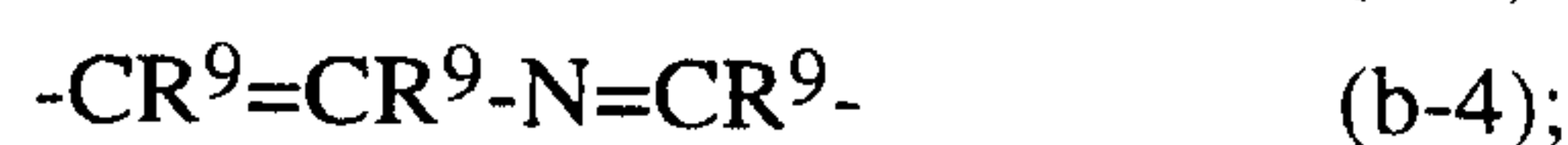
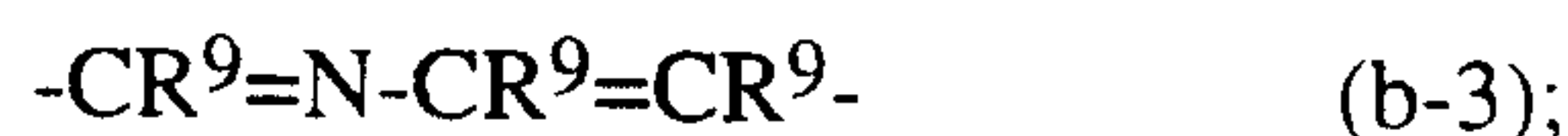
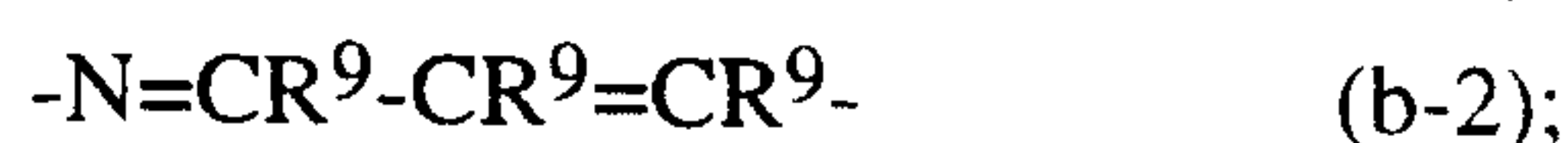
(b)

wherein :

20 each X independently represents NR⁸, O, S, S(=O) or S(=O)₂; wherein R⁸ is hydrogen, C₁₋₆alkyl, aryl or arylC₁₋₆alkyl;

R⁴ and R⁵ each independently represent hydrogen, hydroxy, halo, cyano, nitro, amino, C₁₋₆alkyl, hydroxyC₁₋₆alkyl, haloC₁₋₆alkyl, C₁₋₆alkyloxy, formyl, carboxyl, mono- or di(C₁₋₆alkyl)amino, C₁₋₆alkyloxycarbonyl or aryl;

25 -R⁶-R⁷- represents a bivalent radical of formula :



-3-

-CR⁹=CR⁹-N=N- (b-8);

-N=N-CR⁹=CR⁹- (b-9);

-N=CR⁹-N=CR⁹- (b-10);

-N=CR⁹-CR⁹=N- (b-11);

5 -CR⁹=N-N=N- (b-12);

-N=CR⁹-N=N- (b-13);

-N=N-CR⁹=N- (b-14) or

-N=N-N=CR⁹- (b-15);

10 wherein each R⁹ independently represents hydrogen, hydroxy, halo, nitro, amino, C₁₋₆alkyl, hydroxyC₁₋₆alkyl, haloC₁₋₆alkyl, C₁₋₆alkyloxy, formyl, carboxyl, mono- or di(C₁₋₆alkyl)amino, C₁₋₆alkyloxy-carbonyl or aryl; and

aryl represents phenyl or phenyl substituted with one, two or three substituents selected from hydroxy, halo, cyano, amino, mono- or di(C₁₋₆alkyl)amino, 15 C₁₋₆alkyl, haloC₁₋₆alkyl, hydroxyC₁₋₆alkyl, C₁₋₆alkyloxy, formyl, carboxyl and C₁₋₆alkylcarbonyl; or two adjacent carbon atoms on said phenyl may be substituted by a single bivalent radical having the formula C₁₋₁₂alkanediyl or haloC₁₋₁₂alkanediyl.

20 As used in the foregoing definitions and hereinafter, halo is generic to fluoro, chloro, bromo and iodo; C₃₋₇cycloalkyl is generic to cyclopropyl, cyclobutyl, cyclopentyl, cyclohexyl and cycloheptyl; C₂₋₈alkenyl defines straight and branch chained hydrocarbon radicals containing one double bond and having from 2 to 8 carbon atoms such as, for example, ethenyl, 1-propenyl, 2-butenyl, 2-pentenyl, 3-pentenyl, 3-methyl-2- 25 butenyl, 3-hexenyl, 3-heptenyl, 2-octenyl and the like; C₁₋₄alkyl defines straight and branched chain saturated hydrocarbon radicals having from 1 to 4 carbon atoms such as, for example, methyl, ethyl, propyl, butyl, 1-methylethyl, 2-methylpropyl, 2,2-dimethylethyl and the like; C₁₋₆alkyl is meant to include C₁₋₄alkyl and the higher homologues thereof having 5 or 6 carbon atoms such as, for example, pentyl, 30 2-methylbutyl, hexyl, 2-methylpentyl and the like; C₁₋₁₂alkyl is meant to include C₁₋₆alkyl and the higher homologues thereof having from 7 to 12 carbon atoms such as, for example, heptyl, octyl, nonyl, decyl, undecyl, dodecyl, 2-methylhexyl, 3-ethyloctyl and the like; C₁₋₁₂alkanediyl defines bivalent straight and branched chain saturated hydrocarbon radicals having from 1 to 12 carbon atoms such as, for example, 35 1,1-methanediyl, 1,2-ethanediyl, 1,3-propanediyl, 1,4-butanediyl, 1,5-pentanediyl, 1,6-hexanediyl, 1,2-propanediyl, 2,3-butanediyl, 1,7-heptanediyl, 1,8-octanediyl, 1,9-nonanediyl, 1,10-decanediyl, 1,11-undecanediyl, 1,12-dodecanediyl, 1,1,4,4-tetra-

-4-

5 methylbutane-1,4-diyl and the like; haloC₁₋₆alkyl is defined as polyhalosubstituted C₁₋₆alkyl, in particular C₁₋₆alkyl substituted with 1 to 6 halogen atoms, more in particular difluoro- or trifluoromethyl; haloC₁₋₁₂alkanediyl is defined as polyhalo-substituted C₁₋₁₂alkanediyl, in particular C₁₋₁₂alkanediyl substituted with 1 to 12
5 halogen atoms; triazolyl is meant to include 1,2,4-triazolyl and 1,3,4-triazolyl; tetrazolyl is meant to include 1*H*-tetrazolyl and 2*H*-tetrazolyl.

The unsaturated heteroaryl group represented by Het may be attached to the remainder of the molecule of formula (I) through any ring carbon or heteroatom as appropriate.
10 Thus, for example, when the heteroaryl group is imidazolyl, it may be a 1-imidazolyl, 2-imidazolyl, 4-imidazolyl and 5-imidazolyl; when it is triazolyl, it may be 1,2,4-triazol-1-yl, 1,2,4-triazol-3-yl, 1,2,4-triazol-5-yl, 1,3,4-triazol-1-yl and 1,3,4-triazol-2-yl.

15 The pharmaceutically acceptable addition salts as mentioned hereinabove are meant to comprise the therapeutically active non-toxic base and acid addition salt forms which the compounds of formula (I) are able to form. The acid addition salt form of a compound of formula (I) that occurs in its free form as a base can be obtained by treating said free base form with an appropriate acid such as an inorganic acid, for
20 example, hydrohalic acid, e.g. hydrochloric or hydrobromic, sulfuric, nitric, phosphoric and the like acids; or an organic acid, such as, for example, acetic, hydroxyacetic, propanoic, lactic, pyruvic, oxalic, malonic, succinic, maleic, fumaric, malic, tartaric, citric, methanesulfonic, ethanesulfonic, benzenesulfonic, *p*-toluenesulfonic, cyclamic, salicylic, *p*-aminosalicylic, pamoic and the like acids.

25 The compounds of formula (I) containing acidic protons may be converted into their therapeutically active non-toxic base, *i.e.* metal or amine, addition salt forms by treatment with appropriate organic and inorganic bases. Appropriate base salt forms comprise, for example, the ammonium salts, the alkali and earth alkaline metal salts,
30 e.g. the lithium, sodium, potassium, magnesium, calcium salts and the like, salts with organic bases, e.g. the benzathine, *N*-methyl-D-glucamine, hydrabamine salts, and salts with amino acids such as, for example, arginine, lysine and the like.

35 Conversely said salt forms can be converted into the free forms by treatment with an appropriate base or acid.

The term addition salt as used hereinabove also comprises the solvates which the

-5-

compounds of formula (I) as well as the salts thereof, are able to form. Such solvates are for example hydrates, alcoholates and the like.

5 The *N*-oxide forms of the compounds of formula (I) are meant to comprise those compounds of formula (I) wherein one or several nitrogen atoms are oxidized to the so-called *N*-oxide.

10 The term "stereochemically isomeric forms" as used hereinbefore and hereinafter defines all the possible isomeric forms in which the compounds of formula (I) may occur. Unless otherwise mentioned or indicated, the chemical designation of compounds denotes the mixture, and in particular the racemic mixture, of all possible stereochemically isomeric forms, said mixtures containing all diastereomers and enantiomers of the basic molecular structure. Stereochemically isomeric forms of the compounds of formula (I) and mixtures of such forms are obviously intended to be
15 encompassed by formula (I).

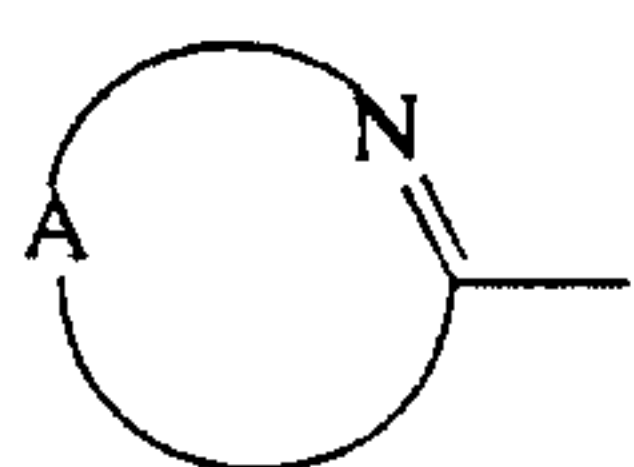
In particular, the compounds of formula (I) and some of the intermediates hereinafter have at least one stereogenic center in their structure. This stereogenic center may be present in a *R* and a *S* configuration, said *R* and *S* notation is used in correspondance
20 with the rules described in Pure Appl. Chem., 1976, 45, 11-30.

Some of the compounds of formula (I) may also exist in their tautomeric forms. Such forms although not explicitly indicated in the above formula are intended to be included within the scope of the present invention. In particular, compounds of
25 formula (I) wherein R^3 is hydrogen may exist in their corresponding tautomeric form.

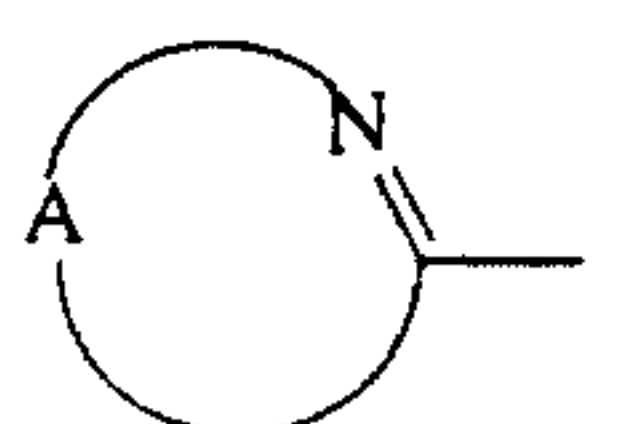
Whenever used hereinafter, the term compounds of formula (I) is meant to include also the *N*-oxides, the pharmaceutically acceptable addition salts and all stereoisomeric forms.

30 A particular group of compounds comprises those compounds of formula (I) wherein
 R^1 represents hydrogen, C_{1-6} alkyl or aryl;
 R^2 represents hydrogen; C_{1-12} alkyl; C_{3-7} cycloalkyl; C_{2-8} alkenyl; aryl; or
 C_{1-12} alkyl substituted with one or two substituents selected from C_{3-7} cyclo-
alkyl, hydroxy, C_{1-4} alkyloxy, cyano, amino, mono- and di(C_{1-4} alkyl)amino,
35 mono- and di(aryl)amino, aryl C_{1-4} alkylamino, (C_{1-4} alkyl)(aryl C_{1-4} alkyl)-
amino, pyrrolidinyl, piperidinyl, piperazinyl, morpholinyl, perhydro-azepinyl,
carboxyl, C_{1-4} alkyloxycarbonyl, aminocarbonyl, mono- and
di(C_{1-4} alkyl)aminocarbonyl, aryl, aryloxy and arylthio;

-6-



represents an unsaturated mono- or bicyclic heterocycle selected from the group consisting of 2-pyridinyl, 3-pyridazinyl, 2-pyrimidinyl, 4-pyrimidinyl, 2-pyrazinyl, 2-quinolinyl, 1-isoquinolinyl, 3-isoquinolinyl, 1-phthalazinyl, 3-cinnolinyl, 2-quinazolinyl, 4-quinazolinyl and 2-quinoxalinyl; each of said unsaturated mono- or bicyclic heterocycles may optionally be substituted with one, two or three substituents selected from hydroxy, halo, nitro, amino, C₁₋₆alkyl, hydroxyC₁₋₆alkyl, haloC₁₋₆alkyl, C₁₋₆alkyloxy, formyl, carboxyl, mono- or di(C₁₋₆alkyl)amino, C₁₋₆alkyloxycarbonyl or aryl; or



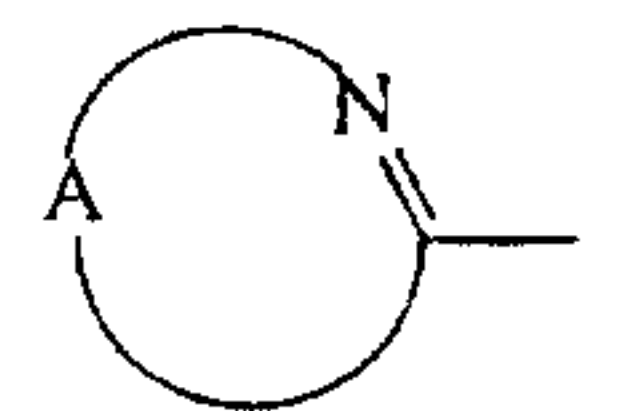
represents a radical of formula (a) or (b) wherein R⁴ and R⁵ each independently represent hydrogen, hydroxy, halo, nitro, amino, C₁₋₆alkyl, hydroxy-C₁₋₆alkyl, haloC₁₋₆alkyl, C₁₋₆alkyloxy, formyl, carboxyl, mono- or di(C₁₋₆alkyl)-amino, C₁₋₆alkyloxycarbonyl or aryl.

A group of interesting compounds comprises those compounds of formula (I) wherein R¹ represents hydrogen, hydroxy, C₁₋₆alkyl;

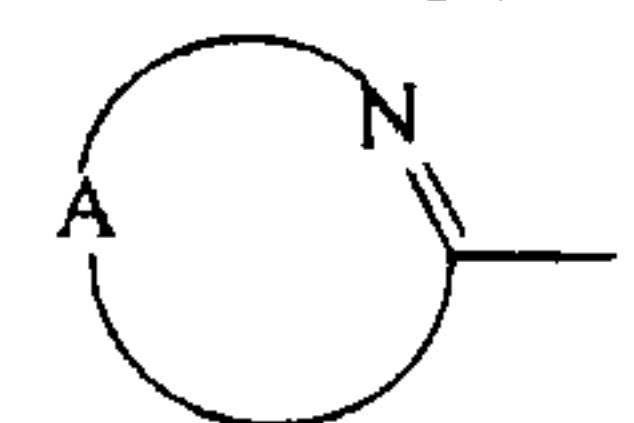
R² represents hydrogen; C₁₋₁₂alkyl; C₃₋₇cycloalkyl; pyrrolidinyl optionally substituted with C₁₋₄alkyl or C₁₋₄alkyloxycarbonyl; aryl or C₁₋₁₂alkyl substituted with one or two substituents selected from hydroxy, C₁₋₄alkyloxy, mono- and di(C₁₋₄alkyl)amino, (C₁₋₄alkyl)(arylC₁₋₄alkyl)amino, C₁₋₄alkyloxycarbonyl, morpholinyl, piperidinyl, piperazinyl optionally substituted with C₁₋₄alkyl, and aryloxy;

R³ represents hydrogen and C₁₋₆alkyl;

Het represents imidazolyl optionally substituted with C₁₋₆alkyl; pyridinyl or triazolyl;



represents 2-pyridinyl optionally substituted with hydroxyC₁₋₆alkyl, formyl or C₁₋₆alkyloxycarbonyl; 2-quinoxalinyl; 1-isoquinolinyl; 2-quinolinyl; 3-pyridazinyl optionally substituted with C₁₋₆alkyl; purinyl; 2-pyrazinyl; 1-phthalazinyl; 4-quinazolinyl optionally substituted with aryl; 2-pyrimidinyl; 4-pyrimidinyl optionally substituted with C₁₋₆alkylthio; or



represents a radical of formula (a) or (b), wherein :

X represents NH, O or S;

R⁴ and R⁵ each independently represent hydrogen, hydroxy, nitro, cyano, amino, C₁₋₆alkyl or aryl;

-8-

N-[4-[2-(dimethylamino)-1-(1*H*-imidazol-1-yl)propyl]phenyl]-2-benzothiazolamine;

N-[4-[2-(dimethylamino)-1-(1*H*-1,2,4-triazol-1-yl)propyl]phenyl]-2-benzothiazolamine;

N-[4-[2-ethyl-1-(1*H*-imidazol-1-yl)butyl]phenyl]-2-benzoxazolamine;

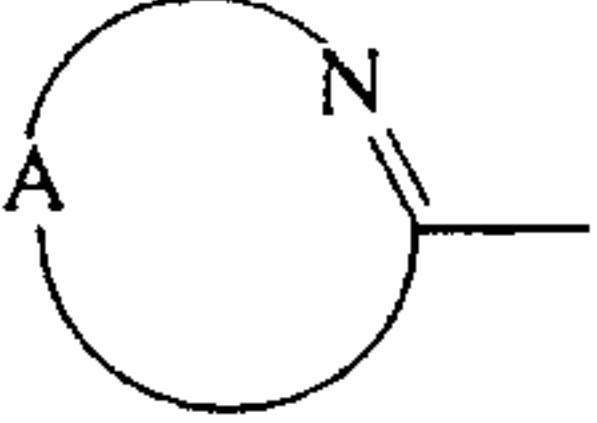
5 *N*-[4-[2-ethyl-1-(1*H*-imidazol-1-yl)butyl]phenyl]-6-methoxy-2-benzothiazolamine;

N-[4-[2-(dimethylamino)-1-(1*H*-imidazol-1-yl)-2-methylpropyl]phenyl]-2-benzothiazolamine;

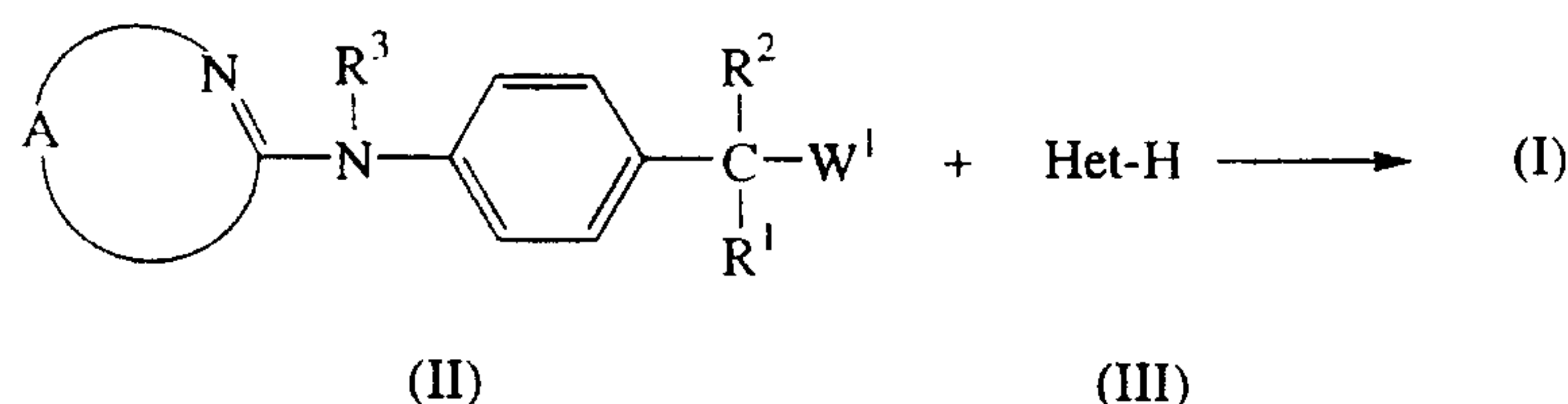
N-[4-[2-(dimethylamino)-2-methyl-1-(1*H*-1,2,4-triazol-1-yl)propyl]phenyl]-2-benzothiazolamine;

10 *N*-[4-[cyclohexyl(1*H*-imidazol-1-yl)methyl]phenyl]-2-benzothiazolamine;

N-[4-[cyclohexyl(1*H*-1,2,4-triazol-1-yl)methyl]phenyl]-2-benzothiazolamine; the *N*-oxides, the stereochemically isomeric forms and the pharmaceutically acceptable addition salts thereof.

15 Whenever used hereinafter, R¹ to R³, Het, aryl and  are defined as under formula (I) unless otherwise indicated.

In general, the compounds of formula (I) can be prepared by reacting an intermediate of formula (II) wherein W¹ is an appropriate leaving group such as, for example, a
20 halogen, hydroxy or an alkylsulfonyloxy group, with an intermediate of formula (III) or a functional derivative thereof. For instance, a functional derivative of imidazole may be 1,1'-carbonyldiimidazole.



Said reaction may be performed in a reaction-inert solvent such as, for example,
25 acetonitrile or tetrahydrofuran, in the presence of a suitable base such as, for example, potassium carbonate. In case W¹ is an hydroxy group, it may be convenient to perform the above reaction in the presence of triphenylphosphine and diethyl azodicarboxylate or a functional derivative of any of said reagents.

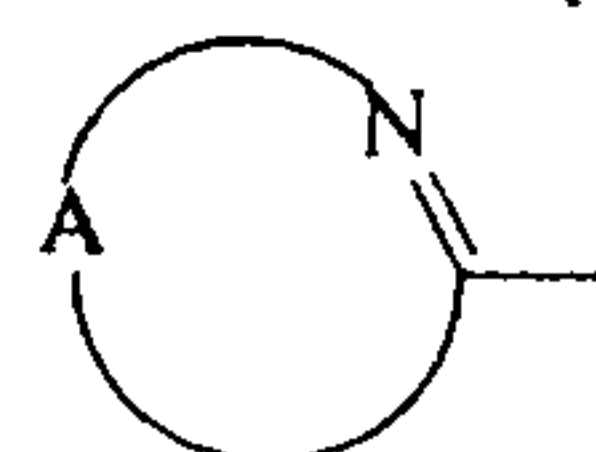
30 In this and the following preparations, the reaction products may be isolated from the reaction medium and, if necessary, further purified according to methodologies generally known in the art such as, for example, extraction, crystallization, distillation, trituration and chromatography.

-7-

-R⁶-R⁷- represents a bivalent radical of formula (b-1), (b-2) or (b-10), wherein each R⁹ independently represents hydrogen, C₁₋₆alkyl, hydroxy, halo, amino, haloC₁₋₆alkyl or C₁₋₆alkyloxy.

5 Of special interest are those compounds of formula (I) wherein Het is optionally substituted imidazolyl or triazolyl, in particular, 1-imidazolyl optionally substituted with C₁₋₆alkyl or aryl; 2-imidazolyl optionally substituted with C₁₋₆alkyl; 5-imidazolyl optionally substituted with C₁₋₆alkyl; 1,3,4-triazol-1-yl and 1,2,4-triazol-1-yl.

10 Also of special interest are those compounds of formula (I) wherein



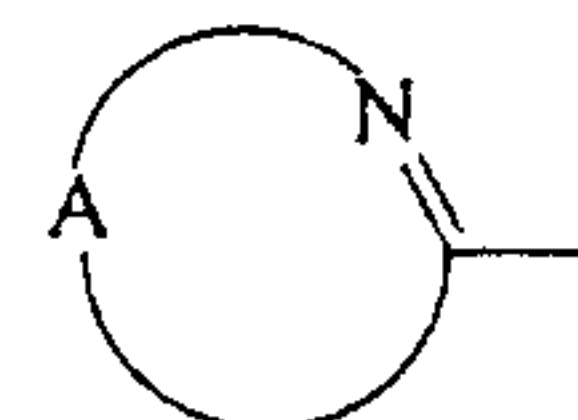
represents a radical of formula (b), particularly those wherein

X represents O or S; and

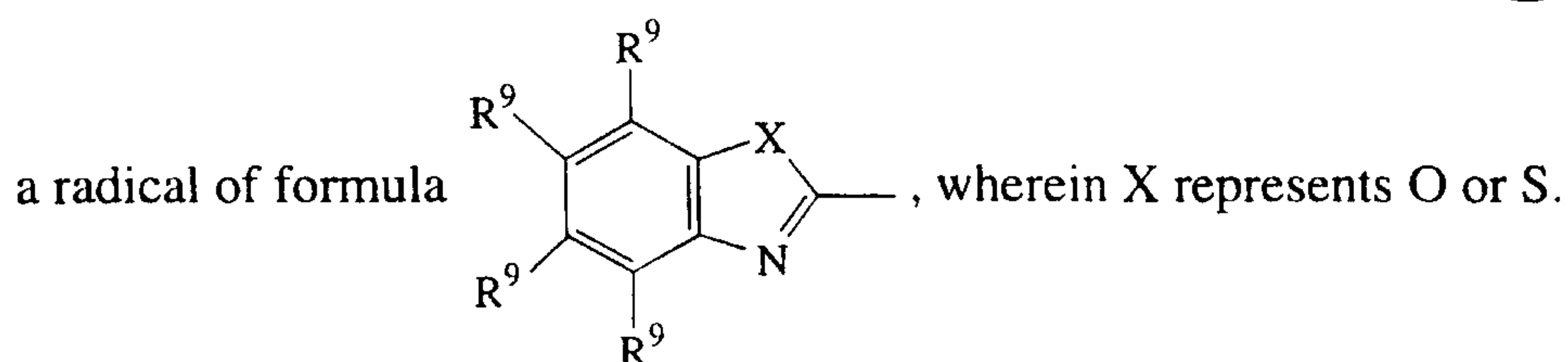
-R⁶-R⁷- represents a bivalent radical of formula (b-1).

15 Other compounds of special interest are those compounds of formula (I) wherein R² represents C₁₋₁₂alkyl; C₃₋₇cycloalkyl; aryl or C₁₋₁₂alkyl substituted with mono- or di(C₁₋₄alkyl)amino, C₁₋₄alkyloxycarbonyl or aryloxy.

Particular compounds are those compounds of special interest wherein Het is
 20 1-imidazolyl optionally substituted with C₁₋₆alkyl or aryl; 2-imidazolyl optionally substituted with C₁₋₆alkyl; 5-imidazolyl optionally substituted with C₁₋₆alkyl; 1,3,4-triazol-1-yl and 1,2,4-triazol-1-yl; R² represents C₁₋₁₂alkyl; C₃₋₇cycloalkyl; aryl or C₁₋₁₂alkyl substituted with mono- or di(C₁₋₄alkyl)amino; and



represents



25

Preferred compounds are those compounds of formula (I) wherein R¹ is hydrogen and R² is C₃₋₇cycloalkyl or C₁₋₆alkyl optionally substituted with di(C₁₋₆alkyl)amino.

Most preferred are the compounds

30 *N*-[4-[2-ethyl-1-(1*H*-imidazol-1-yl)butyl]phenyl]-2-benzothiazolamine;
N-[4-[2-ethyl-1-(1*H*-1,2,4-triazol-1-yl)butyl]phenyl]-2-benzoxazolamine;
N-[4-[2-ethyl-1-(1*H*-1,2,4-triazol-1-yl)butyl]phenyl]-2-benzothiazolamine;

5



A chemical structure of a cyclic amide. It consists of a five-membered ring with a nitrogen atom (N) at the top position. A double bond is located between the nitrogen atom and the carbon atom to its right. This carbon atom is also bonded to a substituent group, represented by a horizontal line extending to the right. The carbon atom to the left of the nitrogen is labeled with the letter 'A'.

10



15

A diagram of a circular molecule, possibly a nucleotide or a small ring. It features a double bond on the right side. The label 'N' is positioned near the top of the double bond, and the label 'A' is positioned on the left side of the ring. A horizontal line extends from the right side of the double bond.

20

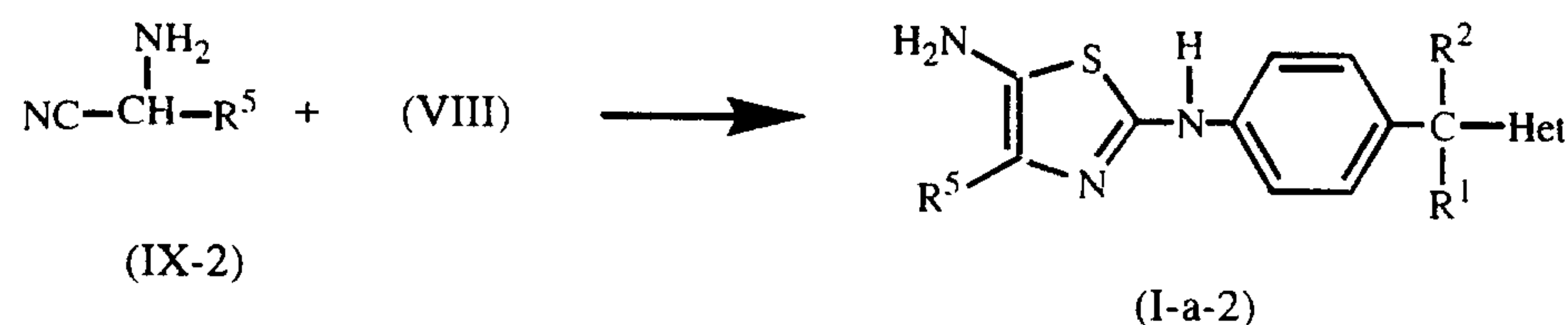


(VIII)

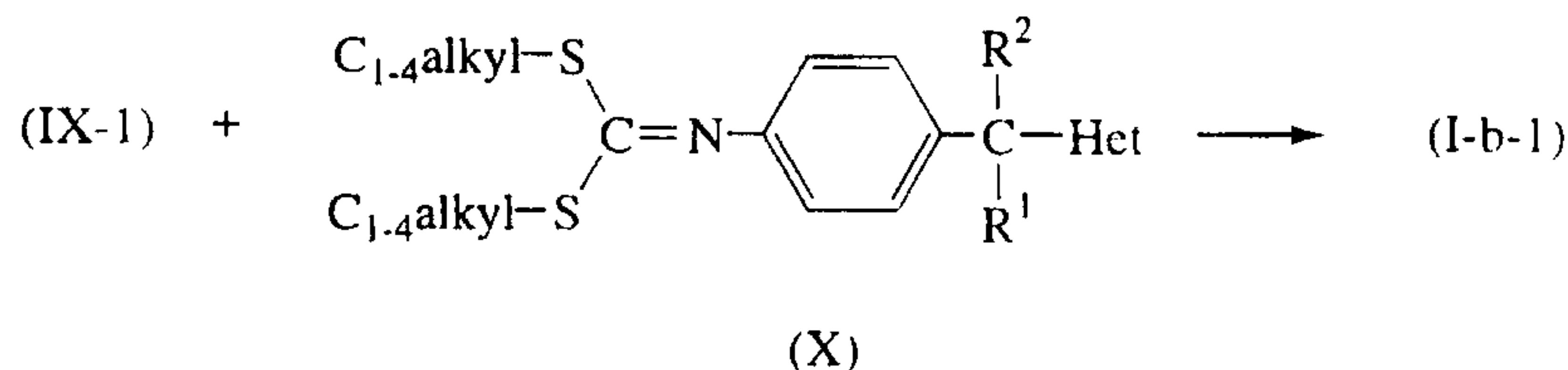
(I-b-1)

-10-

In the above reaction, intermediate (IX-1) may be replaced by an intermediate of formula (IX-2) thus forming a compound of formula (I-a-1) wherein R^3 is hydrogen and R^4 is amino, said compounds being represented by formula (I-a-2).



- 5 As an alternative to intermediate (VIII), the reaction may also be performed using an intermediate of formula (X). Said reaction is then performed in a reaction-inert solvent such as, for example, dimethylsulfoxide, and in the presence of a suitable base such as, for example, sodium hydroxide.



- 10 Compounds of formula (I) wherein R^1 is hydroxy may be prepared by reacting an intermediate corresponding to a compound of formula (I) wherein R^1 and R^2 together with the carbon atom to which they are attached form a carbonyl group, with Het-H (III) or a functional derivative thereof, in the presence of an appropriate reagent such as, for example, *n*-butyllithium, in a reaction-inert solvent such as tetrahydrofuran, and
15 optionally in the presence of chlorotriethylsilane.

- Compounds of formula (I) wherein R^2 is $\text{C}_{1-4}\text{alkyloxyC}_{1-12}\text{alkyl}$ can be prepared by reacting an intermediate corresponding to a compound of formula (I) wherein R^2 is $\text{L-C}_{1-12}\text{alkyl}$ wherein L is an appropriate leaving group such as, for example, a
20 alkylsulfonyloxy group, with $\text{C}_{1-4}\text{alkylO}^-\text{M}^+$ wherein M^+ is a suitable metal ion such as, for example Na^+ , in a suitable solvent such as methanol.

- Compounds of formula (I) wherein R^2 is optionally substituted $\text{C}_{1-12}\text{alkyl}$ can be prepared by reducing an intermediate corresponding to a compound of formula (I)
25 wherein said R^2 is connected to the carbon atom bearing the R^2 substituent by a double bond using a suitable reducing agent such as, for example, sodiumborohydride, in a suitable solvent such as methanol.

- The compounds of formula (I) can also be converted into each other following art-
30 known procedures of functional group transformation.

-11-

For example, compounds of formula (I) wherein R^3 is hydrogen may be converted to compounds of formula (I) wherein R^3 is other than hydrogen.

- 5 Also, compounds of formula (I) containing a C_{1-6} alkyloxycarbonyl substituent, may be transformed to compounds of formula (I) wherein said substituent is reduced to hydroxymethyl; and if desired, said hydroxymethyl substituent may be further transformed to a formyl group.
- 10 Compounds of formula (I-a-2) wherein R^5 is cyano can be further reacted with $HN=CH-NH_2$ or a functional derivative thereof, thus forming the corresponding compound of formula (I-b-1) wherein $-R^6-R^7-$ is $-N=CH-N=C(NH_2)-$.

- 15 Compounds of formula (I) wherein R^1 is hydroxy can be converted to compounds of formula (I) wherein R^1 is hydrogen using a suitable reagent such as stannous chloride.

- The compounds of formula (I) may also be converted to the corresponding *N*-oxide forms following art-known procedures for converting a trivalent nitrogen into its *N*-oxide form. Said *N*-oxidation reaction may generally be carried out by reacting the
- 20 starting material of formula (I) with 3-phenyl-2-(phenylsulfonyl)oxaziridine or with an appropriate organic or inorganic peroxide. Appropriate inorganic peroxides comprise, for example, hydrogen peroxide, alkali metal or earth alkaline metal peroxides, e.g. sodium peroxide, potassium peroxide; appropriate organic peroxides may comprise peroxy acids such as, for example, benzenecarboperoxoic acid or halo substituted
- 25 benzenecarboperoxoic acid, e.g. 3-chlorobenzenecarboperoxoic acid, peroxoalkanoic acids, e.g. peroxoacetic acid, alkylhydroperoxides, e.g. *t*-butyl hydroperoxide. Suitable solvents are, for example, water, lower alkanols, e.g. ethanol and the like, hydrocarbons, e.g. toluene, ketones, e.g. 2-butanone, halogenated hydrocarbons, e.g. dichloromethane, and mixtures of such solvents.

- 30 Some of the compounds of formula (I) and some of the intermediates in the present invention may contain an asymmetric carbon atom. Pure stereochemically isomeric forms of said compounds and said intermediates can be obtained by the application of art-known procedures. For example, diastereoisomers can be separated by physical
- 35 methods such as selective crystallization or chromatographic techniques, e.g. counter current distribution, liquid chromatography and the like methods. Enantiomers can be obtained from racemic mixtures by first converting said racemic mixtures with suitable resolving agents such as, for example, chiral acids, to mixtures of diastereomeric salts

-12-

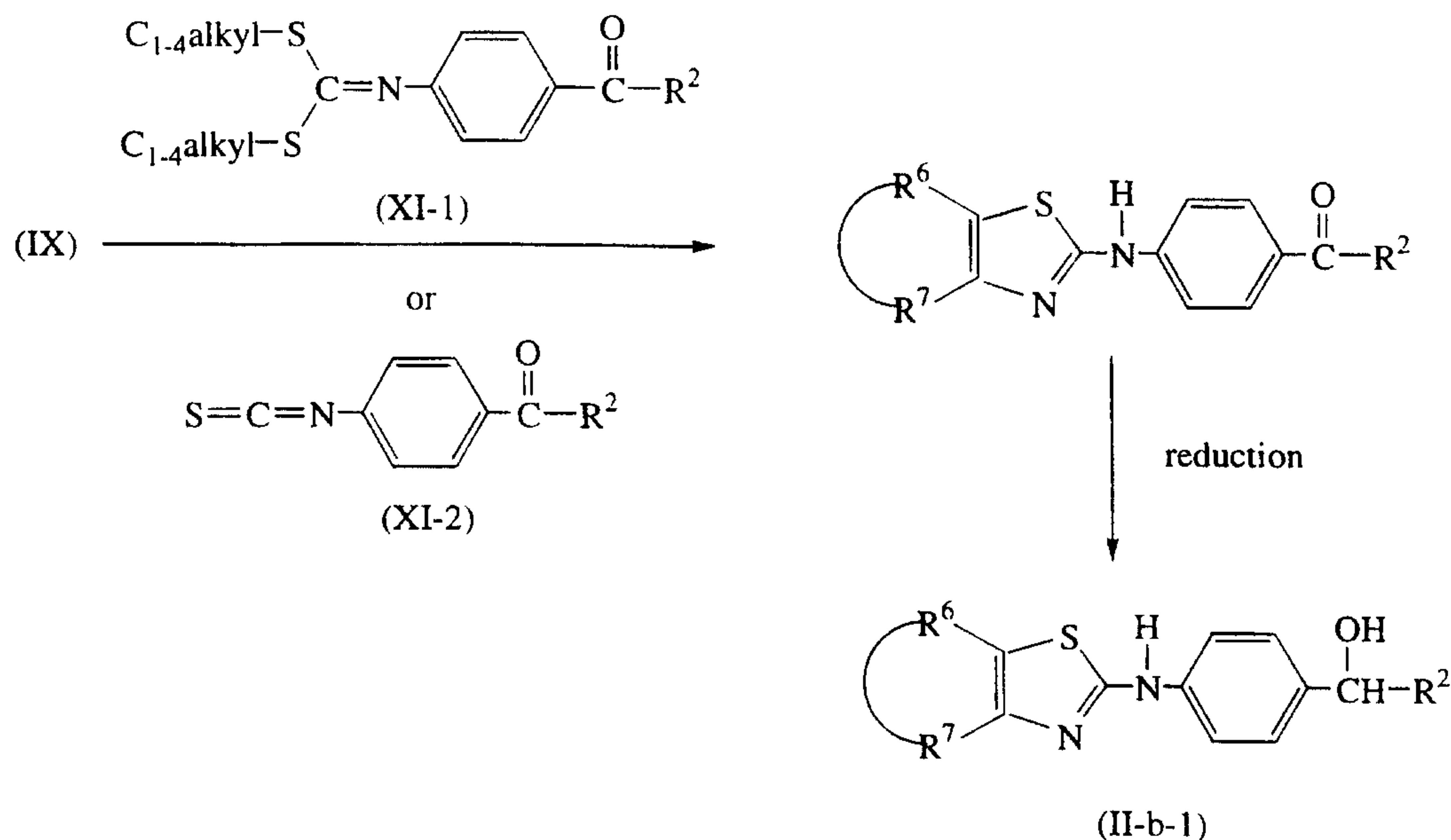
or compounds; then physically separating said mixtures of diastereomeric salts or compounds by, for example, selective crystallization or chromatographic techniques, e.g. liquid chromatography and the like methods; and finally converting said separated diastereomeric salts or compounds into the corresponding enantiomers. Pure stereochemically isomeric forms may also be obtained from the pure stereochemically isomeric forms of the appropriate intermediates and starting materials, provided that the intervening reactions occur stereospecifically.

An alternative manner of separating the enantiomeric forms of the compounds of formula (I) and intermediates involves liquid chromatography, in particular liquid chromatography using a chiral stationary phase.

Some of the intermediates and starting materials are known compounds and may be commercially available or may be prepared according to art-known procedures.

In particular, intermediates of formula (II) wherein R^1 and R^3 are hydrogen, W^1 is hydroxy and $\text{A} \begin{array}{c} \text{N} \\ \diagup \end{array}$ is a radical of formula (b), said intermediates being

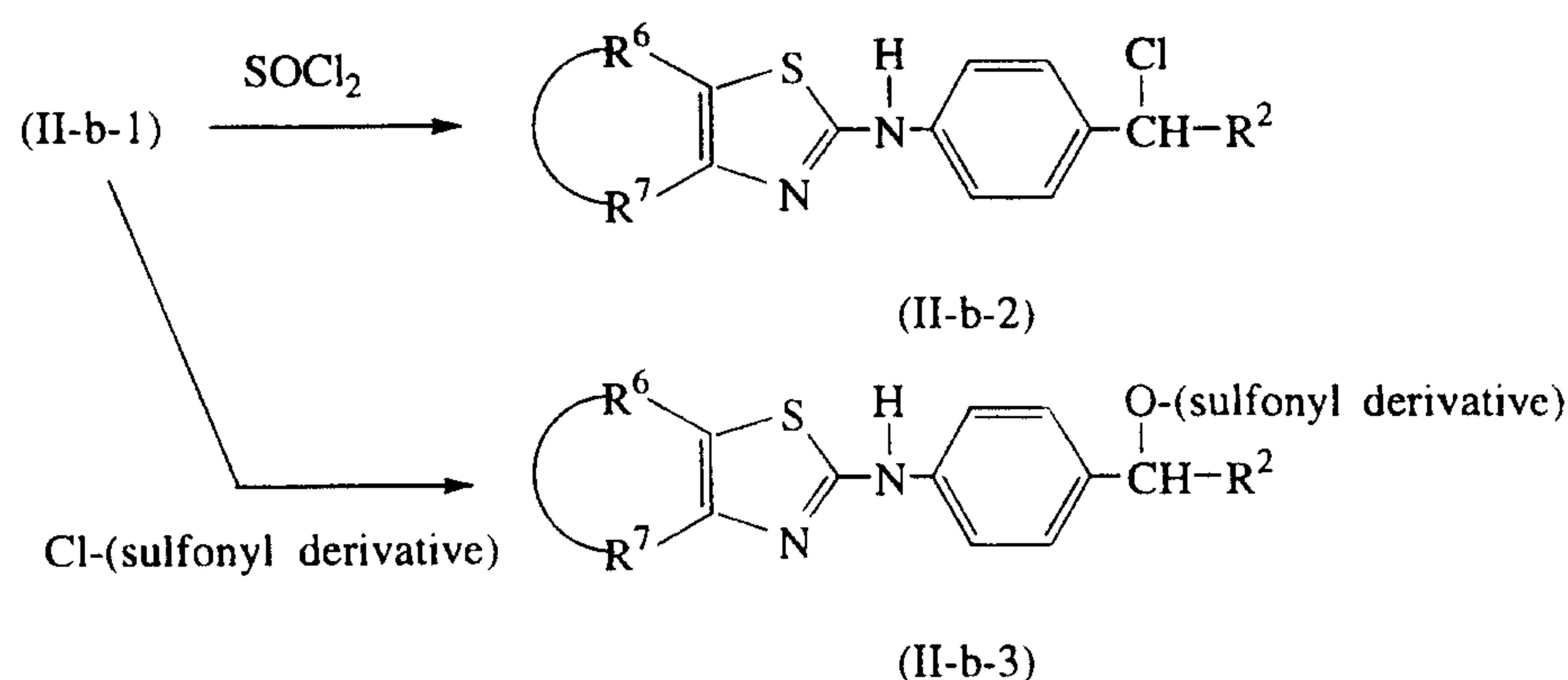
represented by formula (II-b-1), may be prepared by reacting an intermediate of formula (IX) with an intermediate of formula (XI-1) or (XI-2), and subsequently reducing the thus formed intermediate.



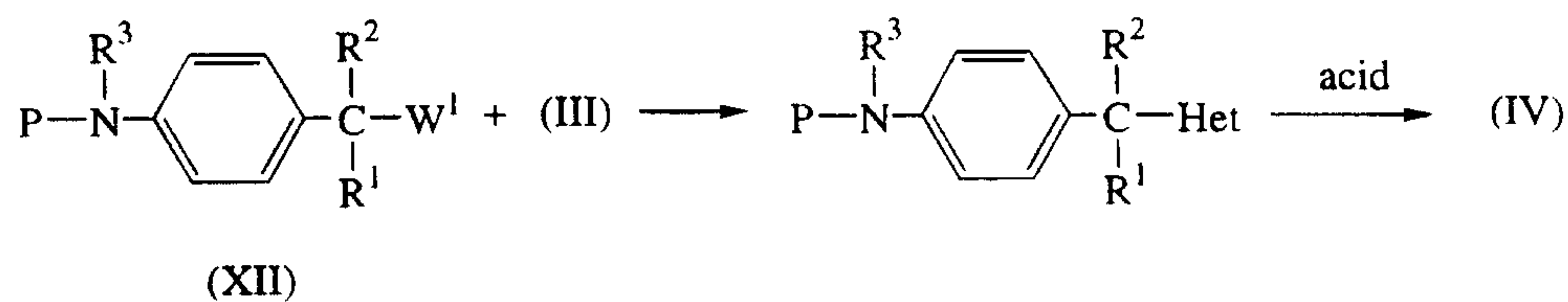
The first reaction involves the same procedure as the one used hereinabove for the preparation of compounds of formula (I-b-1) starting from an intermediate of formula (IX) and an intermediate of formula (VIII) or (X). The reduction may be performed in

the presence of a suitable reducing agent in an appropriate reaction-inert solvent such as, for example, sodiumborohydride in methanol or lithiumaluminiumhydride in tetrahydrofuran and water.

- 5 In some instances, it may be convenient to replace the hydroxy group in intermediates of formula (II-b-1) by another leaving group such as, for example, a halogen or a sulfonyl derivative, e.g. a *p*-toluenesulfonyloxy group or an alkylsulfonyloxy group, thus forming intermediates of formula (II-b-2) or (II-b-3). Said reaction can be performed in a reaction-inert solvent, such as, for example, chloroform, and in the presence of a
- 10 suitable reagent such as, for example, thionylchloride or methylsulfonyl chloride.

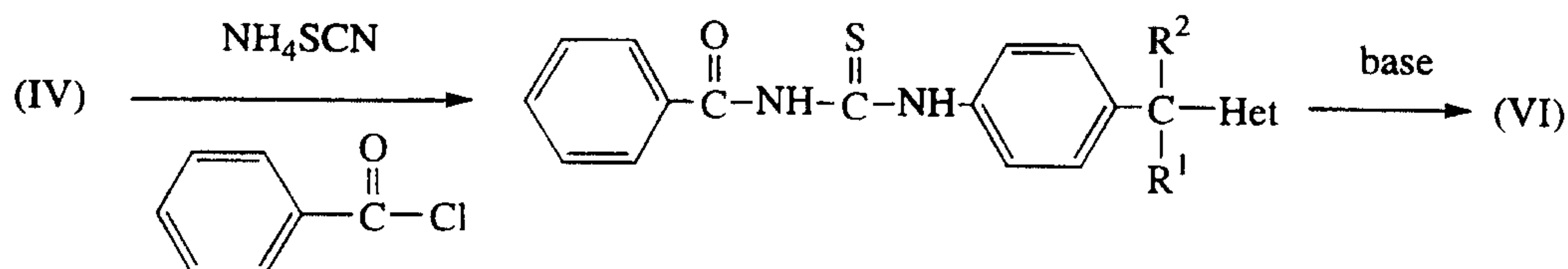


- Intermediates of formula (IV) may be prepared by reacting an intermediate of formula (XII), wherein P is a protective group such as, for example, C_{1-4} alkylcarbonyl, benzoyl or C_{1-4} alkyloxycarbonyl, with an intermediate of formula (III), and by subsequently
- 15 reacting the thus formed amide derivative with an acid such as, for example, hydrochloric acid. The preparation of the intermediate amide derivative may be performed using the same procedure as the one used for the preparation of compounds of formula (I) starting from an intermediate of formula (II) and (III).

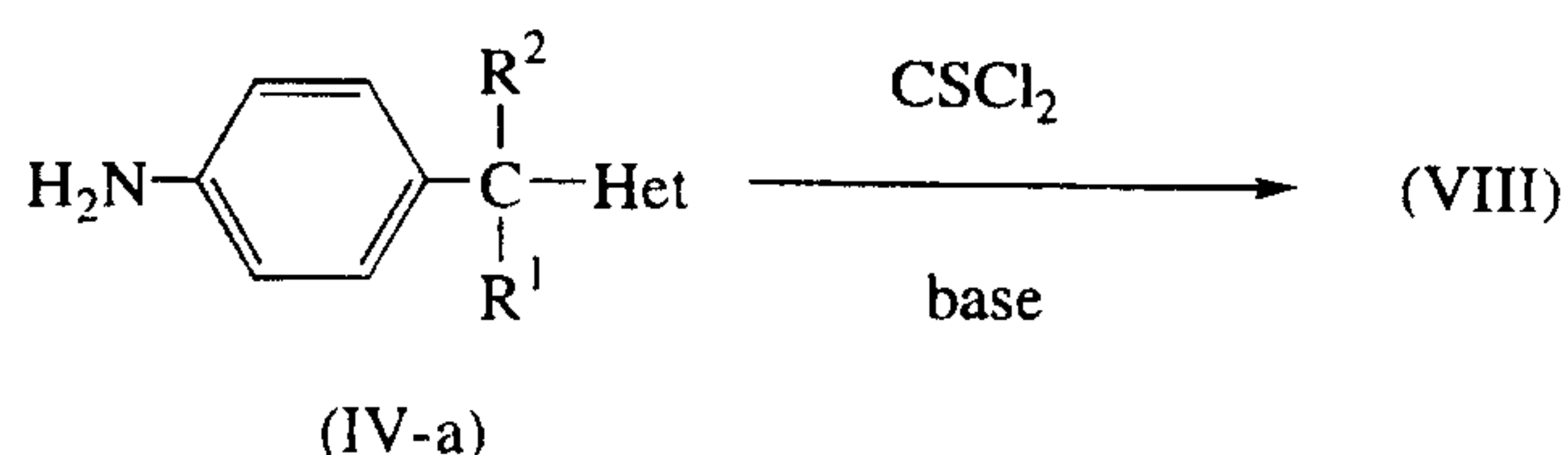


- 20 Intermediates of formula (VI) can be prepared by further reacting an intermediate of formula (IV) with a combination of two suitable reagents such as, for example, NH_4SCN in combination with benzoylchloride or a functional derivative of any one of said reagents, in a reaction-inert solvent such as, for example, 2-propanone. The thus formed intermediate may be deprotected using a suitable base such as, for example,
- 25 sodium hydroxide.

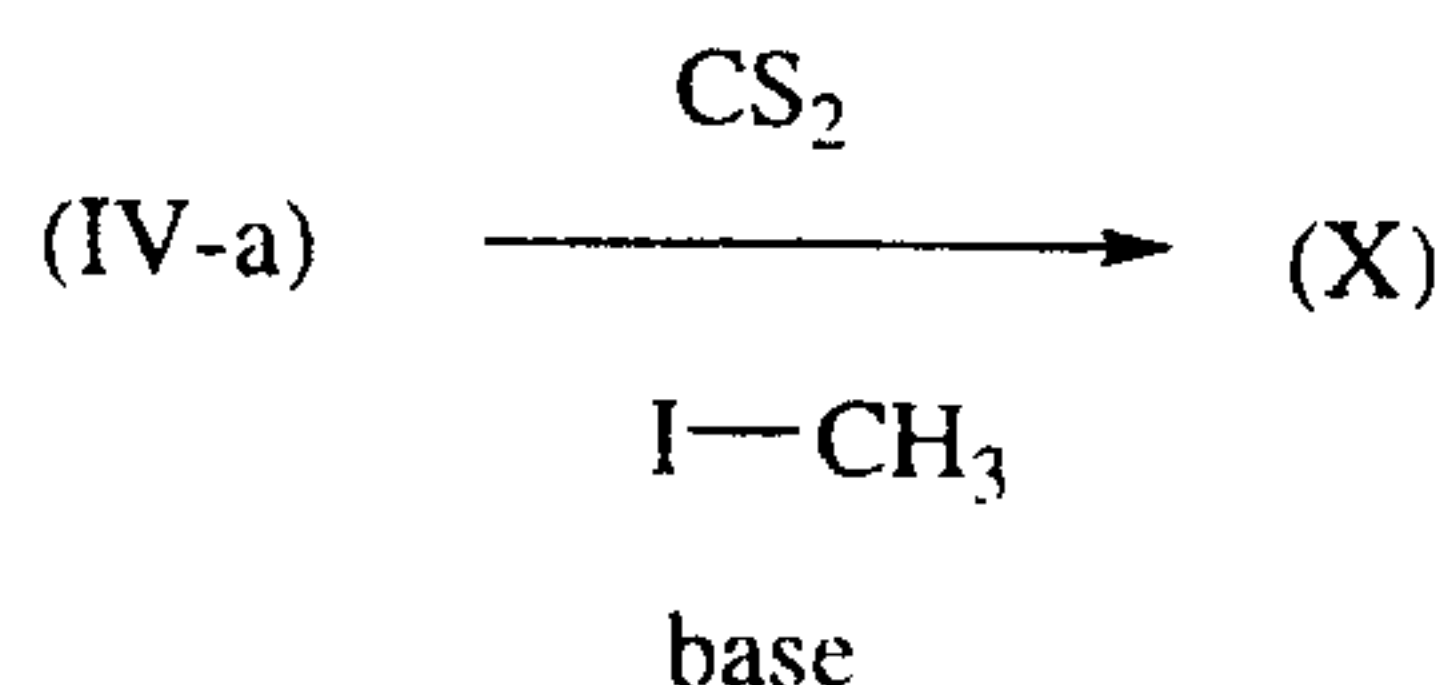
-14-



Intermediates of formula (IV) wherein R³ is hydrogen, said intermediates being represented by formula (IV-a), may also be reacted with an appropriate reagent such as CSCI₂ or a functional derivative thereof, in a reaction inert solvent and in the presence of a suitable base such as, for example, sodium hydroxide, thus forming intermediates of formula (VIII).



Also, intermediates of formula (IV-a) may further be used in the preparation of intermediates of formula (X). Said preparation involves the reaction of an intermediate of (IV-a) with CS₂ and CH₃-I or a functional derivatives of any one of said reagents, in a reaction-inert solvent and in the presence of a base such as, for example, sodium hydroxide.



The compounds of formula (I) suppress the plasma elimination of retinoids, such as all-*trans*-retinoic acid, 13-*cis* retinoic acid and their derivatives, resulting in more sustained plasma and tissue concentrations of retinoic acid and improved control of the differentiation and growth of various cell types. This action of the present compounds is also called retinoic mimetic activity because administering a compound of formula (I) causes the same effect as if retinoids were administered. As such, the present compounds can be used to control the rate of growth and differentiation of normal, preneoplastic and neoplastic cells, whether they are epithelial or mesenchymal; whether they are of ectodermal, endodermal or mesodermal origin.

The property to delay the metabolism of retinoic acid can be evidenced in various *in vitro* and *in vivo* experiments. A particular *in vitro* procedure is described in example C.1 and tests the inhibitory activity of the compounds of formula (I) on the metabolism of retinoic acid in human breast cancer cells. The compounds of the present invention

-15-

were also effective in suppressing induced vaginal keratinization effects in ovariectomized rats as is described in example C.2.

5 In addition, the compounds of formula (I) show little or no endocrinological side-effects and they have good oral availability.

10 In view of the above described pharmacological properties, in particular their retinoic mimetic activity, the present compounds are useful in the treatment and/or the prevention of disorders characterized by abnormal proliferation and/or abnormal differentiation of cells, in particular of cells of which the growth and differentiation is sensitive to the actions of retinoids. Such disorders are situated in the field of oncology, for example, head- and neck cancer, lung cancer, breast cancer, uterine cervix cancer, gastrointestinal tract cancer, skin cancer, bladder cancer and prostate cancer and similar disorders; and in the field of dermatology, for example,

15 keratinization disorders such as rosacea, acne, psoriasis, severe psoriasis, lamellar ichthyosis, plantar warts, callosities, acanthosis nigricans, lichen planus, molluscum, melasma, corneal epithelial abrasion, geographic tongue, Fox-Fordyce disease, cutaneous metastatic melanoma and keloids, epidermolytic hyperkeratosis, Darier's disease, pityriasis rubra pilaris, congenital ichthyosiform erythroderma, hyperkeratosis

20 palmaris et plantaris, melasma, hyperpigmentation and similar disorders.

Further, the compounds of formula (I) are useful in suppressing the metabolism of exogenously administered and of endogenously formed $1\alpha,25$ -dihydroxy-vitamin D_3 (calcitriol). The inhibitory activity of the compounds of formula (I) on the metabolic

25 degradation of calcitriol may be evidenced by measuring the impact of said compounds on the calcitriol degradation in human foreskin keratinocytes, pig kidney cells and human hepatoma cells. In view of their inhibitory effect on the calcitriol metabolism, the compounds of formula (I) can be used in the treatment of vitamin D deficiency states. The "classic" application of vitamin D compounds lies in the field of metabolic

30 bone disorders. Calcitriol has also been described to influence the effects and/or production of interleukins. Further, calcitriol is of use in the treatment of diseases characterized by abnormal cell proliferation and/or differentiation, in particular, keratinization disorders such as those described hereinabove (Bouillon et al., Endocrine Reviews, 1995, 16, 200-257).

35

In view of the above described uses of the compounds of formula (I), it follows that the present invention provides a method of treating warm-blooded animals suffering from diseases which are characterized by an abnormal proliferation and/or abnormal

-16-

differentiation of normal, preneoplastic or neoplastic cells, whether they are epithelial or mesenchymal; whether they are of ectodermal, endodermal or mesodermal origin. Said method comprises the systemic or topical administration of a retinoic mimetic amount of a compound of formula (I) effective in treating the above described disorders, in particular keratinization disorders such as psoriasis, optionally in the presence of an effective amount of a retinoic acid, a derivative or a stereochemically isomeric form thereof. The present invention further concerns a method of treating patients suffering from a pathological condition which may be beneficially influenced by the administration of calcitriol or a prodrug thereof, in particular keratinization disorders such as psoriasis, said method consisting of administering to a patient (a) an effective amount of calcitriol or a prodrug thereof and (b) an effective amount of a compound of formula (I).

Thus, the present invention also relates to compounds of formula (I) as defined hereinabove for use as a medicine, in particular, for use in the manufacture of a medicament for the treatment of keratinization disorders such as psoriasis. The present invention further relates to compounds of formula (I) as defined hereinabove in combination with a retinoic acid, a derivative or a stereochemically isomeric form thereof, or in combination with calcitriol or a prodrug thereof, for use as a medicine.

For ease of administration, the subject compounds may be formulated into various pharmaceutical forms. As appropriate compositions there may be cited all compositions usually employed for systemically or topically administering drugs. To prepare the pharmaceutical compositions of this invention, a retinoic mimetic effective amount of the particular compound, optionally in addition salt form, as the active ingredient is combined in intimate admixture with a pharmaceutically acceptable carrier, which may take a wide variety of forms depending on the form of preparation desired for administration. These pharmaceutical compositions are desirably in unitary dosage form suitable, preferably, for administration orally, rectally, percutaneously, or by parenteral injection. For example, in preparing the compositions in oral dosage form, any of the usual pharmaceutical media may be employed, such as, for example, water, glycols, oils, alcohols and the like in the case of oral liquid preparations such as suspensions, syrups, elixirs and solutions; or solid carriers such as starches, sugars, kaolin, lubricants, binders, disintegrating agents and the like in the case of powders, pills, capsules and tablets. Because of their ease in administration, tablets and capsules represent the most advantageous oral dosage unit form, in which case solid pharmaceutical carriers are obviously employed. For parenteral compositions, the carrier will usually comprise sterile water, at least in large part, though other

-17-

ingredients, for example, to aid solubility, may be included. Injectable solutions, for example, may be prepared in which the carrier comprises saline solution, glucose solution or a mixture of saline and glucose solution. In the compositions suitable for percutaneous administration, the carrier optionally comprises a penetration enhancing agent and/or a suitable wettable agent, optionally combined with suitable additives of any nature in minor proportions, which additives do not cause any significant deleterious effects on the skin. Said additives may facilitate the administration to the skin and/or may be helpful for preparing the desired compositions. These compositions may be administered in various ways, e.g. as a transdermal patch, as a spot-on or as an ointment. Addition salts of compounds of formula (I) due to their increased water solubility over the corresponding base form, are obviously more suitable in the preparation of aqueous compositions.

As appropriate compositions for topical application there may be cited all compositions usually employed for topically administering drugs e.g. creams, gellies, dressings, shampoos, tinctures, pastes, ointments, salves, powders and the like. Application of said compositions may be by aerosol, e.g. with a propellant such as nitrogen, carbon dioxide, a freon, or without a propellant such as a pump spray, drops, lotions, or a semisolid such as a thickened composition which can be applied by a swab. In particular compositions, semisolid compositions such as salves, creams, gellies, ointments and the like will conveniently be used.

It is especially advantageous to formulate the aforementioned pharmaceutical compositions in dosage unit form for ease of administration and uniformity of dosage. Dosage unit form as used in the specification and claims herein refers to physically discrete units suitable as unitary dosages, each unit containing a predetermined quantity of active ingredient calculated to produce the desired therapeutic effect in association with the required pharmaceutical carrier. Examples of such dosage unit forms are tablets (included scored or coated tablets), capsules, pills, powder packets, wafers, injectable solutions or suspensions, teaspoonfuls, tablespoonfuls and the like, and segregated multiples thereof.

Other such compositions are preparations of the cosmetic type, such as toilet waters, packs, lotions, skin milks or milky lotions. Said preparations contain, besides the active ingredient, components usually employed in such preparations. Examples of such components are oils, fats, waxes, surfactants, humectants, thickening agents, antioxidants, viscosity stabilizers, chelating agents, buffers, preservatives, perfumes, dyestuffs, lower alkanols, and the like. If desired, further ingredients may be

-18-

incorporated in the compositions, e.g. antiinflammatory agents, antibacterials, antifungals, disinfectants, vitamins, sunscreens, antibiotics, or other anti-acne agents.

5 The present invention also provides particular pharmaceutical or cosmetical compositions which comprise an inert carrier, an effective amount of a compound of formula (I) and an effective amount of a retinoic acid, a derivative thereof or a stereochemically isomeric form thereof. Said retinoic acid containing compositions are particularly useful for treating acne or for retarding the effects of aging of the skin and generally improve the quality of the skin, particularly human facial skin.

10 Further, the invention also relates to particular pharmaceutical or cosmetical compositions which comprise an inert carrier, an effective amount of a compound of formula (I) and an effective amount of calcitriol or a prodrug thereof. The latter compositions are particularly useful in treating keratinization disorders.

15 The invention also relates to a product containing retinoic acid or a derivative thereof and a compound of formula (I) as a combined preparation for simultaneous, separate or sequential use in dermatological or oncological disorders. The invention also relates to a product containing calcitriol or a prodrug thereof and a compound of formula (I) as a combined preparation for simultaneous, separate or sequential use in disorders benefi-
20 cially affected by calcitriol. Such products may comprise, for example, a kit comprising a container with a suitable composition containing a compound of formula (I) and another container with a composition containing calcitriol or a retinoid. Such a product may have the advantage that a physician can select on the basis of the diagnosis of the patient to be treated the appropriate amounts of each component and the
25 sequence and timing of the administration thereof.

Those of skill in the treatment of the disorders described hereinabove could determine the effective therapeutic daily amount from the test results presented in the experimental part. An effective therapeutic daily amount would be from about
30 0.01 mg/kg to about 40 mg/kg body weight, more preferably from about 0.1 mg/kg to about 10 mg/kg body weight. It may be appropriate to administer the therapeutically effective dose once daily or as two, three, four or more sub-doses at appropriate intervals throughout the day. Said sub-doses may be formulated as unit dosage forms, for example, containing 0.1 mg to 500 mg of active ingredient per unit dosage form.
35

The exact dosage and frequency of administration depends on the particular compound of formula (I) used, the particular condition being treated, the severity of the condition being treated, the age, weight and general physical condition of the particular patient as

-19-

well as other medication the patient may be taking, as is well known to those skilled in the art. Furthermore, it is evident that said effective daily amount may be lowered or increased depending on the response of the treated patient and/or depending on the evaluation of the physician prescribing the compounds of the instant invention. The effective daily amount ranges mentioned hereinabove are therefore only guidelines.

The following examples are intended to illustrate and not to limit the scope of the present invention.

10 Experimental part

Of some compounds of formula (I) the absolute stereochemical configuration of the stereogenic carbon atom(s) therein was not experimentally determined. In those cases the stereochemically isomeric form which was first isolated is designated as "A" and the second as "B", without further reference to the actual stereochemical configuration.

15 Said "A" and "B" forms of those compounds of formula (I) wherein two stereogenic carbon atoms are present were separated in their pure stereochemically isomeric forms and designated as "A1" and "A2", and "B1" and "B2", without further reference to the actual stereochemical configuration.

20 As used hereinafter, "THF" is defined as tetrahydrofuran, "EtOAc" is defined as ethylacetate, "DIPE" is defined as diisopropyl ether and "RT" is defined as room temperature.

A) Preparation of the intermediate compounds

25 Example A-1

a) Benzoyl chloride (0.067 mol) was added to a solution of aminothiocyanate (5.09g) in 2 propanone (150 ml) and the mixture was stirred and refluxed for 20 minutes. A solution of 4-[1-(1*H*-imidazol-1-yl)-2-methylpropyl]benzenamine (0.0557 mol) in 2-propanone (150 ml) was added and the mixture was stirred and refluxed at 80°C overnight. The mixture was cooled, filtered through celite^{*} and the filtrate was evaporated. The residue was taken up in CH₂Cl₂. The organic layer was dried, filtered off and the solvent evaporated. The residue was purified by column chromatography over silica gel (eluent : CH₂Cl₂/CH₃OH/NH₄OH 98/2/0.1). The pure fractions were collected and the solvent evaporated, yielding 15.2 g (72%) of (±)-*N*-benzoyl-*N*-[4-[1-(1*H*-imidazol-1-yl)-2-methylpropyl]phenyl]thiourea (interm. 1).

35 b) A mixture of intermediate (1) (0.0329 mol) in NaOH (300 ml; 3N) was stirred and refluxed for 2 hours. The mixture was cooled, poured into ice, neutralized with concentrated HCl and extracted with CH₂Cl₂. The organic layer was dried, filtered off

* Trade-mark

-20-

and the solvent evaporated, yielding 7.91 g (88%) of *N*'-[4-[1-(1*H*-imidazol-1-yl)-2-methylpropyl]phenyl]thiourea (interm. 2).

Example A-2

- 5 a) *Sec* butyllithium (298 ml; 1.3 M) was added dropwise at -60°C under N₂ flow to a solution of *N*-(4-bromophenyl)acetamide (0.1892 mol) in THF (400 ml) and the mixture was stirred at -70°C for 2 hours. A solution of 1-cyano-1-methyl-*N,N*-dimethylethanamine (0.075 mol) in THF (60 ml) was added dropwise, the mixture was brought to RT and then stirred at RT for 12 hours. The mixture was poured into ice and extracted with EtOAc. The solvent was evaporated, the residue was taken up in HCl
10 (3 N) and EtOAc, extracted with EtOAc, basified with K₂CO₃ (10 %) and extracted with CH₂Cl₂. The organic layer was separated, dried, filtered and the solvent was evaporated. The residue was recrystallized from (C₂H₅)₂O and DIPE. The precipitate was filtered off and dried, yielding 6.8 g (36%) of *N*-[4-[2-(dimethylamino)-2-methyl-1-oxopropyl]phenyl]acetamide (interm. 3).
- 15 b) A mixture of intermediate (3) (0.026 mol) in HCl (180 ml; 6 N) was stirred and heated at 100°C for 2 hours. The mixture was poured into ice, washed with EtOAc, basified with NH₄OH and extracted with EtOAc. The organic layer was separated, dried, filtered and the solvent was evaporated, yielding 5.1 g (94%) of 1-(4-amino-phenyl)-2-(dimethylamino)-2-methyl-1-propanone (interm. 4).
- 20 c) Carbonothioic dichloride (2.45 ml) was added dropwise at 0°C to a solution of intermediate (4) (0.0247 mol) in NaOH (10.7 ml; 3 N) and CHCl₃ (200 ml) and the mixture was stirred at 0°C for 4 hours. The mixture was poured into K₂CO₃ (10%) and extracted with CH₂Cl₂. The organic layer was separated, dried, filtered and the solvent was evaporated, yielding 6.1 g (99%) of 2-(dimethylamino)-2-methyl-1-(4-
25 isothiocyanatophenyl)-1-propanone (interm. 5).
- d) A mixture of intermediate (5) (0.0247 mol) and 2-aminobenzenethiol (0.0298 mol) in THF (60ml) was stirred and refluxed for 2 hours and then stirred further at RT for 72 hours. The mixture was poured into water and extracted with EtOAc. The organic layer was separated, dried, filtered and the solvent was evaporated. The residue was
30 crystallized from (C₂H₅)₂O and DIPE. The precipitate was filtered off and dried, yielding 5.57 g (67%) of 1-[4-(2-benzothiazolylamino)phenyl]-2-(dimethylamino)-2-methyl-1-propanone (interm. 6).
- e) NaBH₄ (3.72 g) was added portionwise at 10°C to a solution of intermediate (6) (0.0164 mol) in methanol (60ml) and the mixture was stirred at RT for 24 hours. The
35 mixture was poured into water and ice and extracted with CH₂Cl₂. The organic layer was separated, dried, filtered and the solvent was evaporated, yielding 5.2 g (93%) of

-21-

1-[4-(2-benzothiazolylamino)phenyl]-2-(dimethylamino)-2-methyl-1-propanool
(interm. 7).

Example A-3

5 a) A solution of lithium tetrahydroaluminate (0.1107 mol) in THF (100 ml) was added dropwise at 0°C under N₂ flow to a suspension of ethyl 4-(2-benzothiazolylamino)-benzoate (0.1107 mol) in water. The mixture was brought to RT and stirred for 30 minutes. The mixture was hydrolized by adding water (8 ml) dropwise and then CH₂Cl₂ (50 ml), and a little CH₃OH was added. The precipitate was filtered and the solvent was evaporated. The residue was crystallized from 2-propanone and DIPE.
10 The precipitate was filtered off and dried, yielding 8 g (86%) of 4-(2-benzothiazolylamino)benzenemethanol (interm. 8).

b) Thionyl chloride (10 ml) was added dropwise at 0°C to a solution of intermediate (8) (0.039 mol) in CH₂Cl₂ (100 ml) and the mixture was stirred at 0°C for 2 hours. The solvent was evaporated, yielding 10.7 g of *N*-[4-(chloromethyl)phenyl]-2-benzothiazolamine (interm. 9).
15

Example A-4

a) A mixture of intermediate (8) (0.0312 mol) and manganese dioxide (0.115 mol) in CH₂Cl₂ (200ml) and *N,N*-dimethylformamide (10 ml) was stirred at to RT for 12 hours. Manganese dioxide (0.115 mol) was added again and the mixture was stirred at
20 RT for 12 hours. The mixture was filtered through celite*, washed with CH₂Cl₂ and the solvent was evaporated. Water (100 ml) was added, evaporated, filtered, crystallized, filtered and dried, yielding 7 g (89%) of 4-(2-benzothiazolylamino)benzaldehyde (interm. 10).

b) A solution of 1-bromo-3-fluorobenzene (0.213 mol) in THF (60 ml) was added
25 dropwise at RT under N₂ flow to a suspension of magnesium (0.213 mol) in THF (60 ml) and the mixture was stirred for 30 minutes. The mixture was cooled to 0°C, a solution of intermediate (10) (0.071 mol) in THF (60 ml) was added dropwise and the mixture was stirred for 15 minutes. The mixture was poured into water and NH₄Cl and extracted with EtOAc. The organic layer was separated, dried, filtered and the solvent
30 was evaporated. The residue was purified by column chromatography over silica gel (eluent : CH₂Cl₂/CH₃OH/NH₄OH 100/0/0 to 90/10/0.1). The pure fractions were collected and the solvent was evaporated, yielding 22.4 g (90%) of
(±)-α-[4-(2-benzothiazolylamino)phenyl]-3-fluorobenzenemethanol (interm. 11).

c) *n* Butyllitium (0.1836 mol; 1.6 M) was added dropwise at -70°C under N₂ flow to a
35 solution of *N*-(1-methylethyl)-2-propanamine (0.1836 mol) in THF (60 ml). The mixture was stirred for 20 minutes, while the mixture was allowed to warm to -30°C. A

* Trade-mark

-22-

solution of ethyl propanoate (0.1836 mol) in THF (100 ml) was added at -78°C. The mixture was allowed to warm to -30°C and then cooled to -78°C. A solution of intermediate (10) (0.0875 mol) in THF (60 ml) was added dropwise. The mixture was stirred at -60°C for 20 minutes, then poured out into water and NH₄Cl and extracted with EtOAc. The organic layer was separated, dried, filtered and the solvent was evaporated. The residue was purified by column chromatography over silica gel (eluent : CH₂Cl₂/CH₃OH/NH₄OH 97/3/0.5). The pure fractions were collected and the solvent was evaporated. The residue was crystallized from 2-propanone and diethyl ether. The precipitate was filtered off and dried, yielding 18 g of (±)-ethyl 4-(2-benzothiazolylamino)-β-hydroxy-α-methylbenzenepropanoate (interm. 12).

Example A-5

- a) A solution of 3-bromopentane (0.331 mol) in (C₂H₅)₂O (200ml) was added dropwise to a solution of magnesium turnings (0.331 mol) in (C₂H₅)₂O, the mixture was stirred at RT for 2 hours and then cooled to 0°C. A solution of *N*-(4-formylphenyl)acetamide (0.11 mol) in THF (400 ml) was added dropwise and the mixture was stirred for 10 minutes. The mixture was poured into aqueous NH₄Cl and extracted with EtOAc. The organic layer was dried, filtered off and the solvent evaporated. The residue was purified by column chromatography over silica gel (eluent : CH₂Cl₂/CH₃OH/ NH₄OH 97/3/0.1). The pure fractions were collected and evaporated, yielding 13.5 g (52%) of (±)-*N*-[4-(2-ethyl-1-hydroxybutyl)phenyl]acetamide (interm. 13).
- b) Methanesulfonyl chloride (0.114 mol) was added dropwise at 0°C under N₂ to a solution of intermediate (13) (0.057 mol) and triethylamine (0.114 mol) in CH₂Cl₂ (250 ml) and the mixture was stirred at RT for 12 hours. The solvent was evaporated, yielding 17.86 g (100%) of (±)-4-(acetylamino)-α-(1-ethylpropyl) benzenemethanol methanesulfonate (ester) (interm. 14).
- c) A mixture of intermediate (14) (0.187 mol), 1*H*-1,2,4-triazole (0.561 mol) and potassium carbonate (0.561 mol) in methanol (600 ml) was stirred and refluxed for 20 hours. The mixture was poured into water and extracted with CH₂Cl₂. The organic layer was washed with water, dried, filtered off and the solvent evaporated. The residue was purified by column chromatography over silica gel (eluent : CH₂Cl₂/CH₃OH/ NH₄OH 96/4/0.1). The pure fractions were collected and evaporated, yielding 22 g (±)-*N*-[4-[2-ethyl-1-(1*H*-1,2,4-triazol-1-yl)butyl]phenyl]acetamide (41%) (interm. 15).
- d) A mixture of intermediate (15) (0.0073 mol) in HCl (10 ml; 3 N) was stirred at 60°C for 12 hours. The mixture was poured out into ice water, basified with a

-23-

concentrated NaOH solution and extracted with EtOAc. The organic layer was separated, dried, filtered and the solvent was evaporated. The residue was purified by column chromatography over silica gel (eluent: CH₂Cl₂/CH₃OH/NH₄OH 98.5/1.5/0.1). The pure fractions were collected and the solvent was evaporated. The residue was crystallized from methylethylketone/DIPE. The precipitate was filtered off and dried, yielding 1.8 g (73%) of (±)-4-[2-ethyl-1-(1*H*-1,2,4-triazol-1-yl)butyl]benzenamine (interm. 16). The product was separated by HPLC Chiralpack AS 20µm (eluent : hexane/C₂H₅OH 65/35). The pure fractions were collected, evaporated and dried, yielding 0.54 g of (A)-4-[2-ethyl-1-(1*H*-1,2,4-triazol-1-yl)butyl]benzenamine (interm. 17), and 0.588 g of (B)-4-[2-ethyl-1-(1*H*-1,2,4-triazol-1-yl)butyl]benzenamine (interm. 18).

e) A mixture of CS₂ (0.0819 mol) in NaOH (3.8 ml; 20 N) was added at RT to a mixture of intermediate (16) (0.063 mol) in dimethylsulfoxide (37 ml). The mixture was stirred for 1 hour and cooled to 0°C. Iodomethane (4.9 ml) was added. The mixture was stirred at RT for 3 hours and cooled to 0°C. NaOH (3.8 ml; 20 N) and iodomethane (4.9 ml) were added. The mixture was stirred at RT overnight. EtOAc and water were added and the mixture was extracted with EtOAc. The organic layer was separated, washed with water, dried, filtered and the solvent was evaporated, yielding 25 g of (±)-*N*-[bis(methylthio)methyl]-4-[2-ethyl-1-(1*H*-1,2,4-triazol-1-yl)butyl]benzenamine (interm. 19a).

f) Carbonothioic dichloride (0.216 mol) was added dropwise at 0°C to a solution of intermediate (16) (0.1665 mol) in sodium hydroxide (3N; 72.15 ml) and CH₂Cl₂ (400 ml). The mixture was allowed to warm to RT over a 2-hour period while stirring and then poured out into K₂CO₃ (10%; 200 ml). The mixture was stirred for 30 minutes and then decanted. The organic layer was dried, filtered and the solvent was evaporated, yielding 47.7 g (100 %) of (±)-1-[2-ethyl-1-(4-isothiocyanatophenyl)butyl]-1*H*-1,2,4-triazole (interm. 19b).

(±)-1-[1-(4-isothiocyanatophenyl)-2-ethylbutyl]-1*H*-imidazole (interm. 19c) was prepared similarly.

30 Example A-6

a) A mixture of 1-(4-aminophenyl)-2-methyl-1-propanone (0.0637 mol) and methyl 2-chloro-3-pyridinecarboxylate (0.0637 mol) in 2-methoxyethanol (200 ml) was stirred and refluxed for 90 hours. The mixture was taken up in water and EtOAc and extracted with EtOAc. The organic layer was separated, dried, filtered and the solvent was evaporated, yielding 22.6 g of methyl 2-[[4-(2-methyl-1-oxopropyl)phenyl]amino]-3-pyridinecarboxylate (interm. 20).

-24-

- b) Sodium tetrahydroborate (0.0764 mol) was added portionwise at 0°C to a mixture of intermediate (20) (0.0637 mol) in methanol (200 ml). The mixture was stirred for 2 hours. Water was added and the organic solvent was evaporated. The concentrate was taken up in CH₂Cl₂, dried, filtered and the solvent was evaporated, yielding 18.38 g of (±)-methyl 2-[[4-(1-hydroxy-2-methylpropyl)phenyl]amino]-3-pyridinecarboxylate (interm. 21).

Example A-7

- a) Aluminium(III)chloride (0.666 mol) was added portionwise at RT to a solution of *N*-phenyl-2-benzothiazolylamine (0.222 mol) and 1,2-dichloro-1-propanone (0.233 mol) in 1,2-dichloroethane (500 ml) and the mixture was stirred and heated at 80°C for 2 hours. The mixture was poured into ice and extracted with CH₂Cl₂. The organic layer was decanted, dried filtered and the solvent was evaporated, yielding 68 g of (±)-1-[4-(2-benzothiazolylamino)phenyl]-2-chloro-1-propanone (95.7%) (interm. 22).
- b) A mixture of intermediate (22) (0.0423 mol), *N*-methylethanamine (0.084 mol) and potassium carbonate (0.127 mol) in methanol (150 ml) was stirred and refluxed for 90 minutes. The mixture was poured out into water, extracted with CH₂Cl₂ and decanted. The organic layer was dried, filtered and the solvent was evaporated. The residue was purified by column chromatography over silica gel (eluent: CH₂Cl₂ /2-propanol/NH₄OH 95/5/0.1 and 90/10/0.1). The pure fractions were collected and the solvent was evaporated, yielding 6.85 g (54%) of (±)-1-[4-(2-benzothiazolylamino)-phenyl]-2-(ethylmethylamino)-1-propanone (interm. 23).
In a similar way, (±)-1-[4-(2-benzothiazolylamino)phenyl]-2-(dimethylamino)-1-propanone was prepared (interm. 24).
- c) Sodiumborohydride (0.0642 mol) was added portionwise at 0 to -5°C to a solution of intermediate 24 (0.0584 mol) in methanol (250ml) and the mixture was stirred for 3 hours. The mixture was poured into water and extracted with CH₂Cl₂. The organic layer was decanted, dried, filtered and the solvent was evaporated, yielding 45g of (±)-4-(2-benzothiazolylamino)-α-[1-(dimethylamino)ethyl]benzenemethanol (interm. 25).

Example A.8

- a) The following reaction was performed under a N₂ atmosphere. A mixture of *N*-(4-bromophenyl)-2-benzothiazolamine (0.492 mol) in THF (2700 ml) was stirred at -70°C. Butyllithium (0.984 mol; 2.5 M in hexane) was added dropwise at -65 °C. The mixture was stirred for one hour. A solution of 2-ethyl-butanal (0.492 mol) in THF (300 ml) was added dropwise at -75 °C. The mixture was allowed to warm to RT overnight. A 10% aqueous NH₄Cl solution (3000 ml) was added and the mixture was

-25-

stirred for 15 minutes. The separated aqueous phase was extracted with EtOAc (1000 ml). The separated organic layer was dried, filtered and the solvent evaporated. The residue was crystallized from methyl isobutyl keton. The precipitate was filtered off and dried, yielding 109 g (68%) of (\pm)-4-(2-benzothiazolylamino)- α -(1-ethylpropyl)benzenemethanol (interm 28).

5 b) A mixture of intermediate 28 (0.156 mol) and triethylamine (0.312 mol) in CH_2Cl_2 (500ml) was stirred at 0°C under N_2 flow. A mixture of methylsulfonylchloride (0.314 mol) in CH_2Cl_2 (500ml) was added dropwise. The mixture stirred at 0°C for 3 hours. The solvent was evaporated, yielding (\pm)-4-(2-benzothiazolylamino)- α -(1-ethylpropyl)-
10 benzenemethanol methanesulfonate (ester) (interm. 26).

c) Toluene (150 ml) was added to intermediate 28 (0.0582 mol). The heterogeneous mixture was stirred at RT. A solution of thionylchloride (0.0644 mol) in toluene (50 ml) was added dropwise. The reaction mixture was stirred for 2 hours at RT, then cooled to 0 °C. The precipitate was filtered off and dried at RT, yielding 25 g (\pm)-*N*-[4-
15 (1-chloro-2-ethylbutyl)phenyl]-2-benzothiazolamine monohydrochloride (interm. 29).

Example A.9

A mixture of (\pm)- α -(1-ethylpropyl)-4-[[2-(methylthio)-4-pyrimidinylamino]benzenemethanol, prepared according to the procedure described in example A.2.e, (0.0227 mol) in methanol (144 ml) was hydrogenated at RT for 2 days with Raney nickel (7.2g) as a catalyst. After uptake of hydrogen (1 equiv), the catalyst was filtered through
20 celite*, washed with methanol and the filtrate was evaporated. The residue was purified by column chromatography over silica gel (eluent : $\text{CH}_2\text{Cl}_2/\text{CH}_3\text{OH}$ 95/5). The desired fractions were collected and the solvent was evaporated. The residue was crystallized from diethyl ether. The precipitate was filtered off and dried, yielding 1.02 g (17%) of
25 (\pm)- α -(1-ethylpropyl)-4-(4-pyrimidinylamino)benzenemethanol (interm. 27).

Example A.10

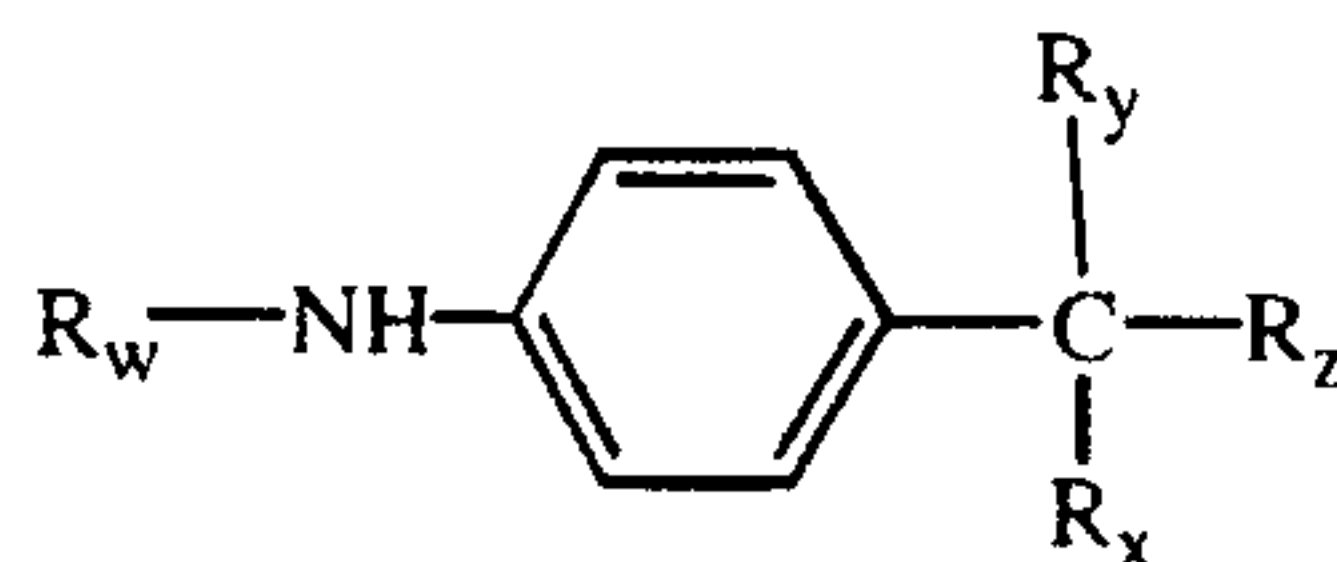
a) Compound 130 (0.009 mol) was added at 0°C to thionylchloride (40ml). The mixture was stirred at 0°C for 90 minutes. The solvent was evaporated, yielding 3.5g *N*-[4-[2-(dimethylamino)-1-(1-methyl-1*H*-imidazol-5-yl)-1-propenyl]phenyl]-2-benzothiazolamine (interm. 56).
30

b) Using a similar reaction procedure as described in example B-12 hereinafter, *N*-[4-[2-ethyl-1-(1-methyl-1*H*-imidazole-2-yl)-1-butenyl]phenyl]-2-benzothiazolamine (interm. 57) was prepared.

* Trade-mark

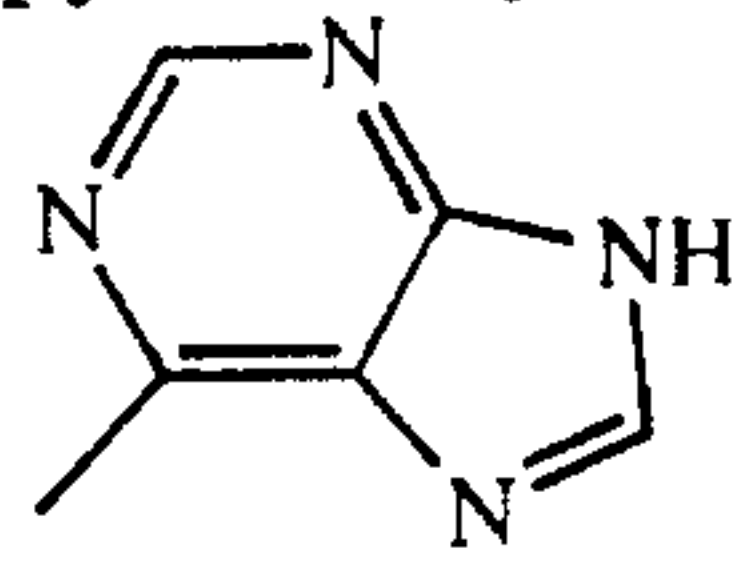
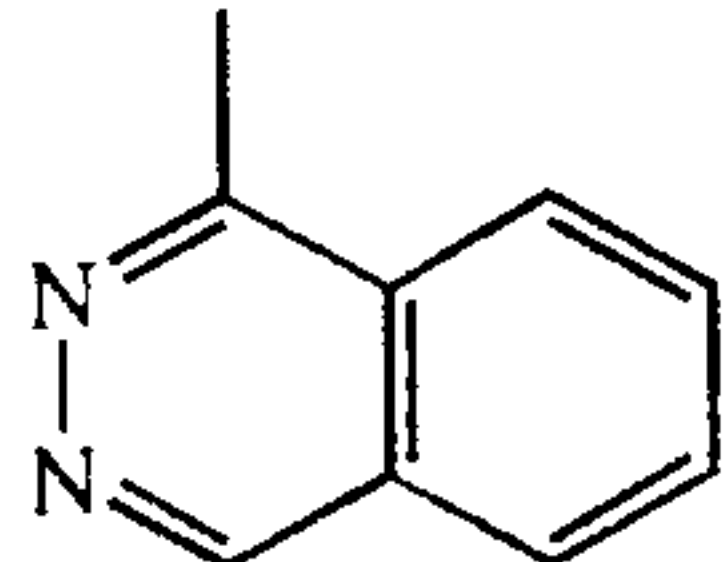
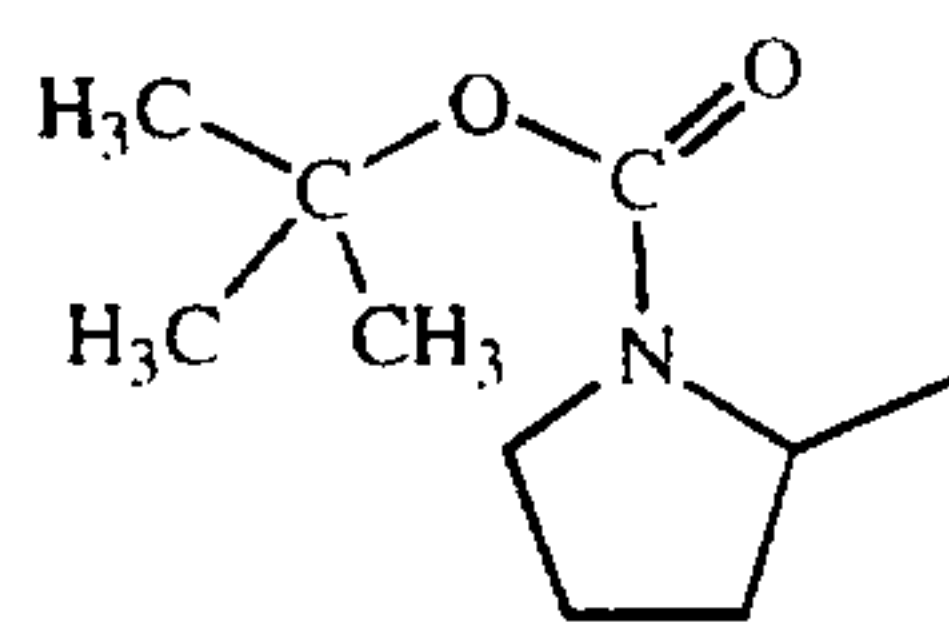
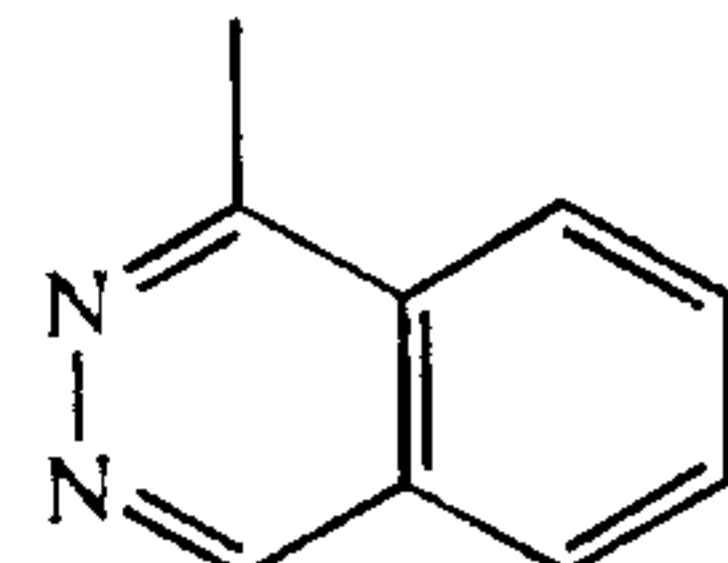
The following intermediates, all being racemic mixtures except for intermediate No. 55 which contains no chiral carbon atom, were prepared according to any one of the procedures above:

Table 1



5

Interm. No.	Ex. No.	R _w	R _x	R _y	R _z
30	A.1.b	C(=S)-NH ₂	H	1 <i>H</i> -imidazol-1-yl	CH(C ₂ H ₅) ₂
31	A.3.b	2-benzothiazolyl	H	Cl	CH(CH ₃)-N(CH ₃) ₂
32	A.3.b	4-pyrimidinyl	H	Cl	CH(C ₂ H ₅) ₂
33	A.3.b	2-quinoxaliny	H	Cl	CH(C ₂ H ₅) ₂
34	A.4.b	2-benzothiazolyl	CH ₃	OH	CH(CH ₃)-N(CH ₃) ₂
35	A.6.b	2-quinoliny	H	OH	CH(C ₂ H ₅) ₂
36	A.6.b	2-phenyl-4-quinazoliny	H	OH	CH(C ₂ H ₅) ₂
37	A.6.b	2-quinoxaliny	H	OH	CH(C ₂ H ₅) ₂
38	A.6.b	2-pyrimidinyl	H	OH	CH(C ₂ H ₅) ₂
39	A.7.c	2-benzothiazolyl	H	OH	
40	A.7.c	2-benzothiazolyl	H	OH	
41	A.7.c	2-benzothiazolyl	H	OH	
42	A.8.c	2-benzothiazolyl	H	O-SO ₂ -CH ₃	CH(CH ₃)-N(C ₂ H ₅) ₂
43	A.8.c	2-benzothiazolyl	H	1 <i>H</i> -imidazol-1-yl	
44	A.8.c	2-benzothiazolyl	H	O-SO ₂ -CH ₃	CH(CH ₃)-N(CH ₃) ₂
45	A.9	4-pyrimidinyl	H	OH	CH(C ₂ H ₅) ₂
46	A.7.c	2-benzothiazolyl	H	OH	
47	A.6.b	2-methylthio-4-pyrimidinyl	H	OH	CH(C ₂ H ₅) ₂
48	A.8.c	6-methyl-3-pyridaziny	H	O-SO ₂ -CH ₃	CH(C ₂ H ₅) ₂

Interm. No.	Ex. No.	R _w	R _x	R _y	R _z
49	A.6.b	6-methyl-3-pyridazinyl	H	OH	CH(C ₂ H ₅) ₂
50	A.6.b		H	OH	CH(C ₂ H ₅) ₂
51	A.3.b	2-pyrazinyl	H	Cl	CH(C ₂ H ₅) ₂
52	A.6.b		H	OH	CH(C ₂ H ₅) ₂
53	A.4.c	2-benzothiazolyl	H	OH	
54	A.3.b		H	Cl	CH(C ₂ H ₅) ₂
55	A.6.a	2-benzothiazolyl	=O*		CH(C ₂ H ₅) ₂

* R_x and R_y are taken together

B) Preparation of the final compounds

Example B-1

- 5 A mixture of intermediate (9) (0.0125 mol), 1*H*-imidazole (0.0584 mol) and potassium carbonate (0.0586 mol) in methanol (300 ml) was stirred and refluxed for 12 hours. The solvent was evaporated and the residue was taken up in water and CH₂Cl₂. The organic layer was separated, dried, filtered and the solvent was evaporated. The residue was purified by column chromatography over silica gel (eluent: CH₂Cl₂/
- 10 CH₃OH/NH₄OH 96.5/3.5/0.2). The pure fractions were collected and the solvent was evaporated. The residue was crystallized from 2-propanone and DIPE. The precipitate was filtered off and dried, yielding 1.65 g (28%) of *N*-[4-(1*H*-imidazol-1-ylmethyl)-phenyl]-2-benzothiazolamine (comp. 24).

Example B-2

- 15 Triphenylphosphine (4.8g) and 1*H*-1,2,4-triazole (0.018 mol) were added under N₂ flow at 5°C to a solution of intermediate (7) (0.00732 mol) in THF. Then a solution of diethyl azodicarboxylate (2.88 ml) in THF was added, the mixture was brought to RT

-28-

and then stirred for overnight. Water was added, the solvent was evaporated, acidified with HCl (3 N) and the layers were separated. The aqueous layer was washed with EtOAc, basified with NH₄OH and extracted with EtOAc. The organic layer was separated, dried, filtered and the solvent was evaporated. The residue was purified by column chromatography over silica gel (eluent : CH₂Cl₂/CH₃OH/NH₄OH 96/4/0.5). The pure fractions were collected and the solvent was evaporated. The residue was recrystallized from (C₂H₅)₂O. The precipitate was filtered off and dried, yielding 1 g of (49%) (±)-*N*-[4-[2-(dimethylamino)-2-methyl-1-(1*H*-1,2,4-triazol-1-yl)propyl]-phenyl]-2-benzothiazolamine (comp. 38).

10 Example B-3

a) A mixture of intermediate (19b) (0.1665 mol) and 2-aminobenzenethiol (0.2 mol) in THF (500 ml) was stirred and refluxed overnight. The mixture was cooled, poured out into water, extracted with CH₂Cl₂ and decanted. The organic layer was dried, filtered and the solvent was evaporated. The residue was purified by column chromatography over silica gel (eluent: CH₂Cl₂/CH₃OH/NH₄OH 97.5/2.5/0.1. The pure fractions were collected and the solvent was evaporated. The residue was crystallized from 2-butanone / diethyl ether. The precipitate was filtered off and dried, yielding 31.2 g (49.6%) of (±)-*N*-[4-[2-ethyl-1-(1*H*-1,2,4-triazol-1-yl)butyl]phenyl]-2-benzothiazolamine (comp. 25).

20 b) Compound (25) (0.0265 mol) was separated and purified by chiral column chromatography over stationary phase Chiralcel OJ (eluent: hexane/ethanol 50/50). Two desired fraction groups were collected and their solvent was evaporated. Fraction 1 was crystallized from 2-propanol. The precipitate was filtered off, washed with 2-propanol, then dried, yielding 2 g (20%) of (A)-*N*-[4-[2-ethyl-1-(1*H*-1,2,4-triazol-1-yl)butyl]-phenyl]-2-benzothiazolamine (comp. 33).

25 Fraction 2 was crystallized from 2-propanol. The precipitate was filtered off and dried, yielding 1.9 g (19%) of (B)-*N*-[4-[2-ethyl-1-(1*H*-1,2,4-triazol-1-yl)butyl]phenyl]-2-benzothiazolamine (comp. 34). The corresponding filtrate of the crystallized fraction 2 was evaporated. Part of the residue was dissolved in 2-propanol and converted into the (E)-2-butenedioic acid salt (2:3). The precipitate was filtered off and dried, yielding 3 g of (B)-*N*-[4-[2-ethyl-1-(1*H*-1,2,4-triazol-1-yl)butyl]phenyl]-2-benzothiazolamine (E)-2-butenedioate(2:3) (comp. 35).

30 c) 2-methyl-2-propanol, potassium salt (0.0127 mol) was added portionwise at 0°C to a solution of compound (25) (0.0106 mol) in THF (30 ml) and the mixture was stirred at 0°C for 10 minutes. A solution of iodomethane (0.0127 mol) in THF (10ml) was added slowly and the mixture was stirred at RT for 12 hours. The mixture was poured into

-29-

water and extracted with CH₂Cl₂. The organic layer was separated, dried, filtered and the solvent was evaporated. The residue was purified by column chromatography over silica gel (eluent : CH₂Cl₂/CH₃OH/NH₄OH 98.5/1.5/0.1). The pure fractions were collected and the solvent was evaporated. The residue was crystallized from 2-butanone and DIPE. The precipitate was filtered off and dried. The residue was recrystallized from 2-butanone. The precipitate was filtered off and dried, yielding 1.5 g (36%) of (±)-*N*-[4-[2-ethyl-1-(1*H*-1,2,4-triazol-1-yl)butyl]phenyl]-*N*-methyl-2-benzothiazolamine (comp. 32).

Example B-4

- 10 a) NaOH (6.35 ml; 20 N) was added at RT to a solution of 2-aminobenzenethiol (0.0637 mol) in dimethylsulfoxide (115 ml). The mixture was stirred at RT for 30 minutes. (±)-β-[4-[[bis(methylthio)methylene]amino]phenyl]-*N,N*,α-trimethyl-1*H*-imidazol-1-ethanamine (0.0637 mol), prepared according to intermediate (19a), was added. The mixture was stirred at 110°C overnight, then poured out on ice, extracted with EtOAc and washed with HCl (3 N). The aqueous layer was basified with a concentrated NH₄OH solution and extracted with EtOAc. The organic layer was separated, dried, filtered and the solvent was evaporated. The residue was separated by column chromatography over silica gel (eluent: CH₂Cl₂/CH₃OH/NH₄OH 97/3/0.1 and 90/10/0.1). Two pure fractions (F1 and F2) were collected and their solvents were evaporated. F1 was crystallized from 2-propanone. The precipitate was filtered off and dried. The residue was taken up in K₂CO₃ (10%), filtered and the solvent was evaporated, yielding 1.12 g (5%) (±)-(A)-*N*-[4-[2-(dimethylamino)-1-(1*H*-imidazol-1-yl)propyl]phenyl]-2-benzothiazolamine (comp. 1). F2 was crystallized from 2-propanone. The precipitate was filtered off and dried. The residue was recrystallized from 2-propanone. The precipitate was filtered off and dried, yielding 0.9 g (4%) of (±)-(B)-*N*-[4-[2-(dimethylamino)-1-(1*H*-imidazol-1-yl)propyl]phenyl]-2-benzothiazolamine (comp. 2).
- 25 b) Compound (2) (0.021 mol) was separated by HPLC Chiralpack AS (eluent : hexane / C₂H₅OH 87/13 to 70/30). The pure fractions were collected and the solvent was evaporated. Fraction 1 was taken up in DIPE. The precipitate was filtered off and dried, yielding 2.54 g (B1)-*N*-[4-[2-(dimethylamino)-1-(1*H*-imidazol-1-yl)propyl]phenyl]-2-benzothiazolamine (32%) (comp. 3). Fraction 2 was taken up in diethylether. The precipitate was filtered off and dried, yielding 2.41 g (B2)-*N*-[4-[2-(dimethylamino)-1-(1*H*-imidazol-1-yl)propyl]phenyl]-2-benzothiazolamine (30.3%) (comp. 4).
- 30
- 35

-30-

Example B-5

- a) 1,1'-carbonylbis-1*H*-imidazole (0.122 mol) was added at 60°C to a mixture of intermediate (21) (0.0612 mol) in THF (250 ml). The mixture was stirred overnight, poured out into water and extracted with EtOAc. The organic layer was separated, dried, filtered and the solvent was evaporated. The residue was purified by column chromatography over silica gel (eluent: CH₂Cl₂/CH₃OH/NH₄OH 99.25/0.75/0.1). The pure fractions were collected and the solvent was evaporated. Part of the residue (2 g) was crystallized from CH₃OH/2-propanone/DIPE. The precipitate was filtered off and dried, yielding 1.6 g (40%) of (±)-methyl 2-[[4-[1-(1*H*-imidazol-1-yl)-2-methylpropyl]phenyl]amino]-3-pyridinecarboxylate (comp. 52).
- b) Lithiumaluminium hydride (0.0242 mol) was added portionwise at 0°C under N₂ flow to THF (100 ml). A solution of compound (52) (0.022 mol) in THF (200 ml) was added dropwise at 0°C. The mixture was stirred for 7 hours, then cooled to 0°C, hydrolized with EtOAc and water and filtered over celite*. The solvent was evaporated, yielding 6.5 g of (93%) (±)-2-[[4-[1-(1*H*-imidazol-1-yl)-2-methylpropyl]phenyl]amino]-3-pyridinemethanol (comp. 54).
- c) A mixture of compound (54) (0.02 mol) and manganese(IV)oxide (65 g) in CH₂Cl₂ (200 ml) was stirred at RT for 16 hours. The mixture was filtered over celite* and the solvent was evaporated, yielding 5.2 g (81%) of (±)-2-[[4-[1-(1*H*-imidazol-1-yl)-2-methylpropyl]phenyl]amino]-3-pyridinecarboxaldehyde (comp. 55).

Example B-6

- 2-phenoxy-1,3-benzoxazole (0.0123 mol) was added to a solution of intermediate (16) (0.0123 mol) in *N,N*-dimethylformamide (20 ml). The mixture was stirred and refluxed at RT for 12 hours and then overnight. EtOAc was added. The mixture was poured out into water and extracted with EtOAc. The organic layer was separated, washed with water, dried, filtered and the solvent was evaporated. The residue was purified by column chromatography over silica gel (eluent: cyclohexane / 2-propanol/NH₄OH 90/10/0.5). The pure fractions were collected and the solvent was evaporated. The residue was crystallized from DIPE. The precipitate was filtered off and dried, yielding 2.04 g (49.5%) of *N*-[4-[2-ethyl-1-(1*H*-1,2,4-triazol-1-yl)butyl]phenyl]-2-benzoxazolamine (comp. 56).

Example B-7

- A mixture of intermediate (2) (0.0123 mol) in 1-chloro-2-propanone (1.08 ml) and ethanol (20 ml) was stirred and refluxed for 3 hours. The mixture was cooled and the solvent evaporated. The residue was taken up in CH₂Cl₂ and washed with K₂CO₃ (10%) and water. The organic layer was dried, filtered off and evaporated. The residue

* Trade-mark

-31-

was crystallized from 2-propanone and (C₂H₅)₂O, yielding 3.08 g (80%) of (±)-*N*-[4-[1-(1*H*-imidazol-1-yl)-2-methylpropyl]phenyl]-4-methyl-2-thiazolamine (comp. 50).

Example B-8

- 5 A mixture of intermediate (2) (0.0269 mol) and 2-bromo-1,1-diethoxyethane (0.035 mol) in HCl (11.8 ml; 3 N) and ethanol (200 ml) was stirred and refluxed for 3 hours. The mixture was cooled and evaporated. The residue was taken up in CH₂Cl₂ and K₂CO₃ (10%) and extracted with CH₂Cl₂. The organic layer was washed with water and K₂CO₃ (10%), dried, filtered off and the solvent evaporated. The residue was
10 purified by column chromatography over silica gel (eluent : CH₂Cl₂/CH₃OH/NH₄OH 96/4/0.2). The pure fractions were collected and evaporated. The residue was crystallized from 2-propanone and DIPE, yielding 0.9 g (11%) of (±)-*N*-[4-[1-(1*H*-imidazol-1-yl)-2-methylpropyl]phenyl]-2-thiazolamine (comp. 51)

Example B-9

- 15 Methanimidamide acetate (0.0309 mol) was added to a solution of compound 113 (0.0155 mol) in 1-methyl-2-pyrrolidinone (35ml). The mixture was stirred and refluxed for 2 hours, then cooled, poured out into water and extracted with CH₂Cl₂. The organic layer was separated, dried, filtered and the solvent was evaporated. The residue (28.4g) was purified by column chromatography over silica gel (eluent: CH₂Cl₂/CH₃OH/NH₄OH
20 96/4/0.1). The pure fractions were collected and the solvent was evaporated. The residue was crystallized from CH₃OH. The precipitate was filtered off, washed with diethyl ether and dried, yielding 1.66g of (±)-*N*²-[4-[2-ethyl-1-(1*H*-1,2,4-triazol-1-yl)butyl]-phenyl]thiazolo[5,4-*d*]pyrimidine-2,7-diamine (comp. 117).

Example B-10

- 25 A mixture of intermediate 43 (0.0089 mol) and CH₃ONa 30% in CH₃OH (0.0445 mol) in CH₃OH (81ml) was stirred and refluxed for 15 hours. The mixture was cooled, poured out into water, saturated with NaCl and extracted with CH₂Cl₂. The organic layer was separated, dried, filtered and the solvent was evaporated. The residue (3.3g) was purified by column chromatography over silica gel (eluent : CH₂Cl₂/CH₃OH/NH₄OH 95/5/0.2;
30 15-40 μm). Two pure fractions were collected and their solvents were evaporated. Fraction 1 was crystallized from 2-butanone and diethyl ether. The precipitate was filtered off and dried, yielding 0.6 g (A)-*N*-[4-[1-(1*H*-imidazol-1-yl)-3-methoxy-2-methylpropyl]phenyl]-2-benzothiazolamine (comp. 86).

Example B-11

NaBH₃CN (0.009 mol) was added portionwise at -4°C under N₂ flow to a solution of intermediate 56 (0.009 mol) in methanol (100ml). The mixture was stirred for 1 hour, then poured out into K₂CO₃ 10% and ice and extracted with CH₂Cl₂. The organic layer
5 was separated, dried, filtered and the solvent was evaporated. The residue was purified by column chromatography over silica gel (eluent: CH₂Cl₂/CH₃OH/NH₄OH 95.5/4.5/0.2 to 93/7/0.3; 15-40 µm). Two pure fractions were collected and their solvents were evaporated. The residue was crystallized from 2-butanone. The precipitate was filtered off, washed with diethyl ether and dried, yielding 0.61g (B)-N-[4-[2-(dimethylamino)-1-
10 (1-methyl-1*H*-imidazol-5-yl)propyl]phenyl]-2-benzothiazolamine (18%) (comp. 109).

Example B-12

SnCl₂ (0.156 mol) and HCl 12N (0.562 mol) were added to a mixture of compound 126 (0.039 mol) in acetic acid (159ml). The mixture was stirred and refluxed overnight, then poured out on ice, basified with a concentrated NH₄OH solution and extracted with
15 CH₂Cl₂. The organic layer was separated, filtered over celite*, dried, filtered and the solvent was evaporated. The residue was purified by column chromatography over silica gel (eluent : CH₂Cl₂/CH₃OH/NH₄OH 97.5/2.5/0.2; 15-40 µm). The pure fractions were collected and the solvent was evaporated. The residue was crystallized from 2-propanone and diethyl ether. The precipitate was filtered off and dried, yielding 1.19g (8%)
20 (±)-N-[4-[2-ethyl-1-(1-methyl-1*H*-imidazol-2-yl)butyl]phenyl]-2-benzothiazolamine (comp. 110).

Example B-13

Compound 34 (0.0053 mol) was dissolved in boiling ethyl acetate (15 ml). H₃PO₄, (85%; 2.5 ml) was added dropwise while stirring. An oily precipitation resulted. The
25 supernatant was removed by decantation, and 2-propanone (20 ml) was poured onto the residual oil. The mixture was stirred vigorously. The precipitate was filtered off and dried, yielding 3.0 g (82%) (B)-N-[4-[2-ethyl-1-(1*H*-1,2,4-triazol-1-yl)butyl]phenyl]-2-benzothiazolamine monohydrate phosphate(1.3) (comp.87).

Example B-14

30 A mixture of intermediate (26) (0.156 mol), 1*H*-1,2,4-triazole (0.313 mol) and K₂CO₃ (0.313 mol) in CH₃CN (800ml) was stirred and refluxed for 12 hours. The solvent was evaporated. The residue was taken up in CH₂Cl₂/H₂O. The organic layer was separated, dried, filtered and the solvent was evaporated. The residue was purified by column chromatography over silica gel (eluent: CH₂Cl₂/CH₃OH/NH₄OH 98/2/0.1).
35 The pure fractions were collected and the solvent was evaporated. The residue was

* Trade-mark

-33-

crystallized from diethyl ether. The precipitate was filtered off and dried, yielding 16.8g (\pm)-*N*-[4-[2-ethyl-1-(1*H*-1,2,4-triazol-1-yl)butyl]phenyl]-2-benzothiazolamine (26%) (comp. 25).

Example B-15

- 5 *n*-Butyl lithium (1.6 M; 0.0607 mol) was added dropwise at -70°C under N₂ flow to a solution of 1-methyl-1*H*-imidazole (0.0607 mol) in THF (60ml). The mixture was stirred at -70°C for 30 minutes. A mixture of intermediate 24 (0.0243 mol) in THF (60ml) was added dropwise. The mixture was stirred and poured out into water and NH₄Cl. The organic layer was separated, dried, filtered and the solvent was
- 10 evaporated. The residue was purified by column chromatography over silica gel (eluent: CH₂Cl₂/CH₃OH/NH₄OH 98/2/0.2). Two pure fractions were collected and their solvents were evaporated. The residue was crystallized from diethyl ether and methylethylketone. The precipitate was filtered off and dried, yielding 2.4g (24%) (A)- α -[4-(2-benzothiazolylamino)phenyl]- α -[1-(dimethylamino)ethyl]-1-methyl-1*H*-
- 15 imidazole-2-methanol (comp. 127) and 0.66g (6%) (B)- α -[4-(2-benzothiazolylamino)-phenyl]- α -[1-(dimethylamino)ethyl]-1-methyl-1*H*-imidazole-2-methanol (comp. 128).

Example B-16

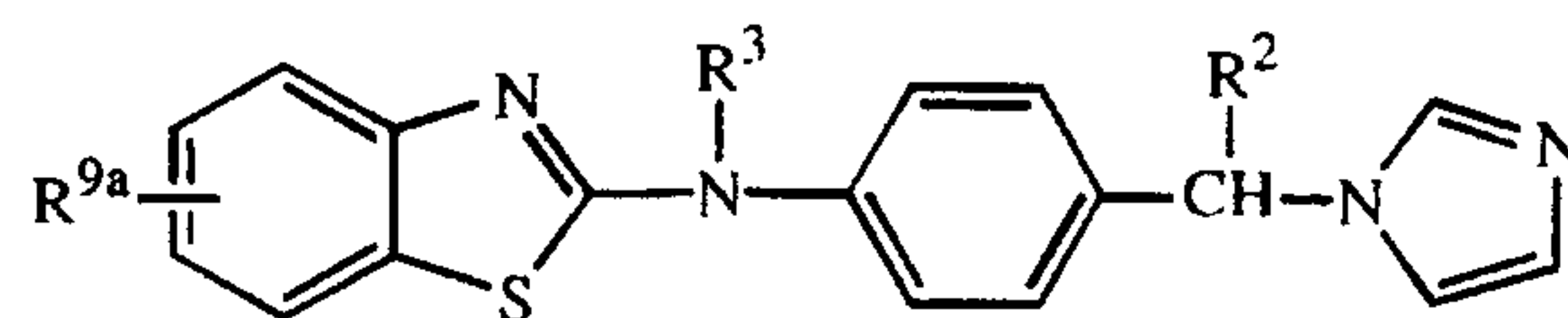
- (A)- α -[4-(2-benzothiazolylamino)phenyl]- α -[1-(dimethylamino)ethyl]-1-methyl-1*H*-imidazole-5-methanol (comp. 130) was prepared in a similar way as described in
- 20 example B-15 with the exception that chlorotriethylsilane (equimolar with 1-methyl-1*H*-imidazole) is added to the reaction mixture prior to the addition of intermediate 24.

Example B-17

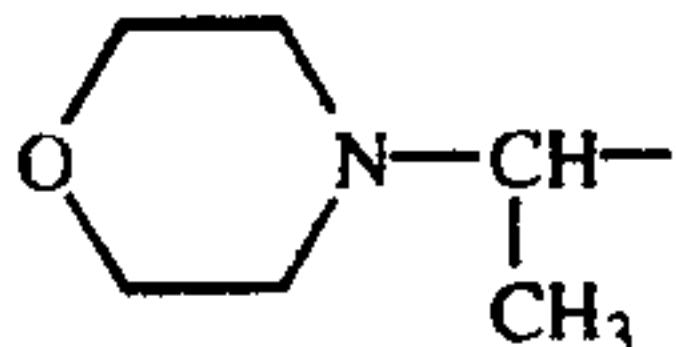
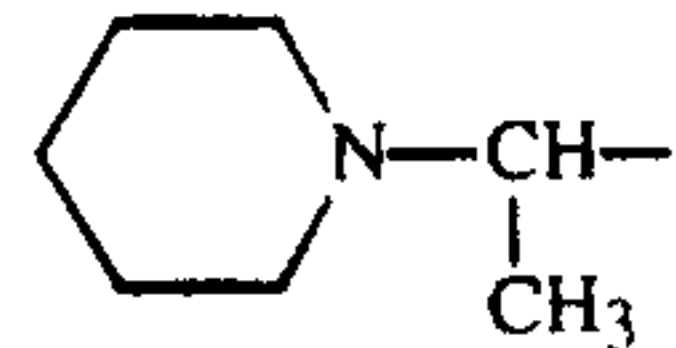
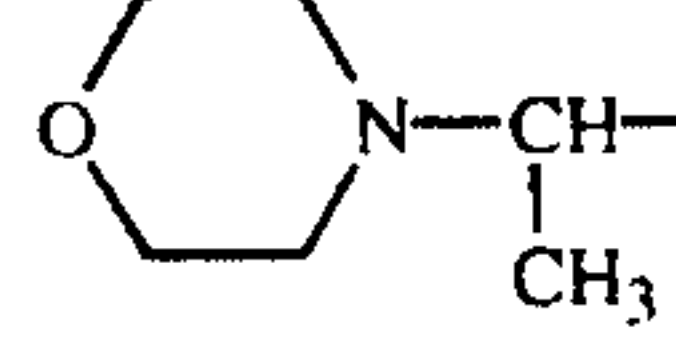
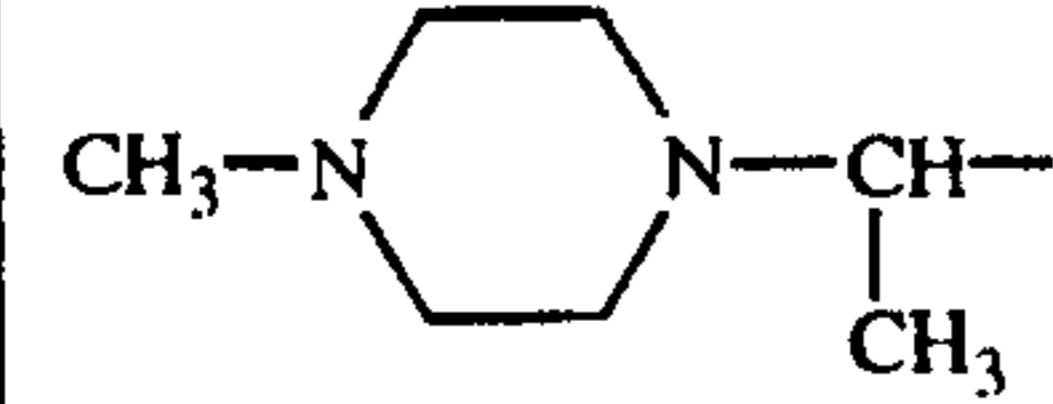
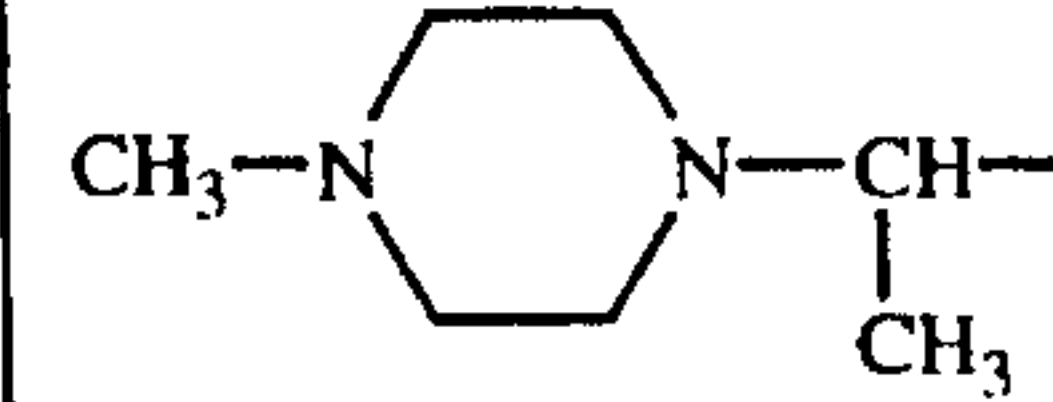
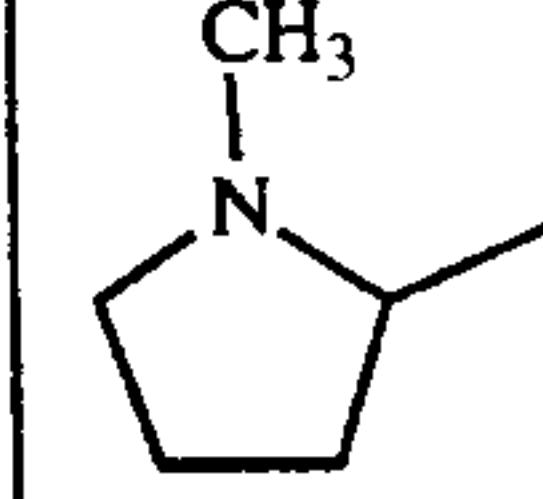
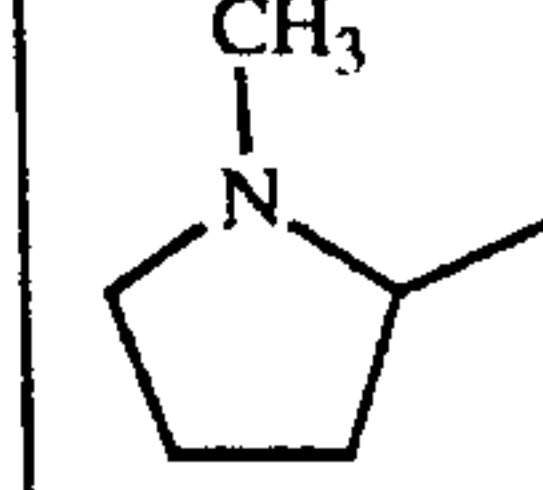
- A mixture of intermediate 19b (0.0409 mol) in 1-methyl-2-pyrrolidinone (40ml) was added dropwise to a solution of amino-propanedinitrile (0.045 mol) in 1-methyl-2-
- 25 pyrrolidinone (100ml). The mixture was stirred at RT for 15 hours, then poured out into water and extracted with EtOAc. The organic layer was separated, dried, filtered and the solvent was evaporated. The residue was purified by column chromatography over silica gel (eluent: CH₂Cl₂/CH₃OH/NH₄OH 97/3/0.1). The pure fractions were collected and the solvent was evaporated. The residue was crystallized from methylethylketone
- 30 and diethyl ether. The precipitate was filtered off and dried, yielding 0.96g (\pm)-5-amino-2-[[4-[2-ethyl-1-(1*H*-1,2,4-triazol-1-yl)butyl]phenyl]amino-4-thiazole-carbonitrile (comp. 113).

- Tables 1 to 6 list compounds of formula (I) that were prepared according to one of the
- 35 above examples.

Table 1



Co. No.	Ex. No.	R ²	R ³	R ^{9a}	Physical data
1	B.4.a	CH(CH ₃)N(CH ₃) ₂	H	H	(±)-(A)
2	B.4.a or B.5.a	CH(CH ₃)N(CH ₃) ₂	H	H	(±)-(B)
3	B.4.b	CH(CH ₃)N(CH ₃) ₂	H	H	(B1)
4	B.4.b	CH(CH ₃)N(CH ₃) ₂	H	H	(B2)
5	B.5.a	3-fluorophenyl	H	H	(±)
6	B.5.a	CH ₃	H	H	(±)
7	B.5.a	phenyl	H	H	(±)
8	B.5.a	cyclohexyl	H	H	(±)
9	B.5.a	4-fluorophenyl	H	H	(±)
10	B.5.a	CH(CH ₃)N(CH ₃)(C ₂ H ₅)	H	H	(±)
11	B.5.a	CH(CH ₃)COOC ₂ H ₅	H	H	(±)
12	B.5.a	CH(C ₂ H ₅)N(CH ₃) ₂	H	H	(±)-(A)
13	B.5.a	CH(C ₂ H ₅)N(CH ₃) ₂	H	H	(±)-(B)
14	B.5.a	CH(CH ₃)-O-phenyl	H	H	(±)-(A)
15	B.5.a	C(CH ₃) ₂ N(CH ₃) ₂	H	H	(±)
16	B.3.a or B.4.a	CH(CH ₃) ₂	H	H	(±)
17	B.4.a	CH(C ₂ H ₅) ₂	H	6-OCH ₃	(±)
18	B.4.a	CH(C ₂ H ₅) ₂	H	H	(±)
19	B.3.c	CH(CH ₃)N(CH ₃) ₂	CH ₃	H	(±)-(B)
20	B.3.a+b	CH(CH ₃)N(CH ₃) ₂	H	6-OC ₂ H ₅	(±)-(A)
21	B.3.a+b	CH(CH ₃)N(CH ₃) ₂	H	5-CF ₃	(±)-(B)
22	B.3.a+b	CH(CH ₃)N(CH ₃) ₂	H	5-CF ₃	(±)-(A)
24	B.1	H	H	H	-
59	B.13	CH(CH ₃)N(CH ₃) ₂	H	H	(B1) / HBr (1:2) / H ₂ O (1:1)
60	B.13	CH(C ₂ H ₅) ₂	H	H	HBr (1:2)/H ₂ O (1:1)

Co. No.	Ex. No.	R ²	R ³	R ^{9a}	Physical data
61	B.3.a	CH(CH ₃)N(CH ₃) ₂	H	6-OC ₂ H ₅	(B)
62	B.3.b	C(CH ₃) ₂ N(CH ₃) ₂	H	H	(A)
63	B.3.b	C(CH ₃) ₂ N(CH ₃) ₂	H	H	(B)
64	B.5.a	CH(CH ₃)N(CH ₃)(CH ₂ -φ)	H	H	(A)
65	B.5.a		H	H	(B)
66	B.3.a	CH(CH ₃)N(CH ₃) ₂	H	6-F	(A)
67	B.3.a	CH(CH ₃)N(CH ₃) ₂	H	6-CH ₃	(B)
68	B.3.a	CH(CH ₃)N(CH ₃) ₂	H	6-F	(B)
69	B.3.a	CH(CH ₃)N(CH ₃) ₂	H	6-CH ₃	(A)
70	B.5.a		H	H	(A)
71	B.5.b	CH(CH ₃)-CH ₂ OH	H	H	(A+B)
72	B.5.a		H	H	(A)
73	B.3.a	CH(CH ₃)N(CH ₃) ₂	H	6-OCH ₃	(A)
74	B.3.a	CH(CH ₃)N(CH ₃) ₂	H	6-Cl	(A)
75	B.3.a	CH(CH ₃)N(CH ₃) ₂	H	6-OCH ₃	(B)
76	B.14	CH(CH ₃)N(C ₂ H ₅) ₂	H	H	(A)
77	B.3.a	CH(CH ₃)N(CH ₃) ₂	H	6-Cl	(B)
78	B.3.b	CH(C ₂ H ₅)N(CH ₃) ₂	H	H	(B1); mp. 236°C
79	B.3.b	CH(C ₂ H ₅)N(CH ₃) ₂	H	H	(B2)
80	B.5.a		H	H	(A)
81	B.5.a		H	H	(B)
82	B.5.b		H	H	(A)
83	B.5.b		H	H	(B)

-36-

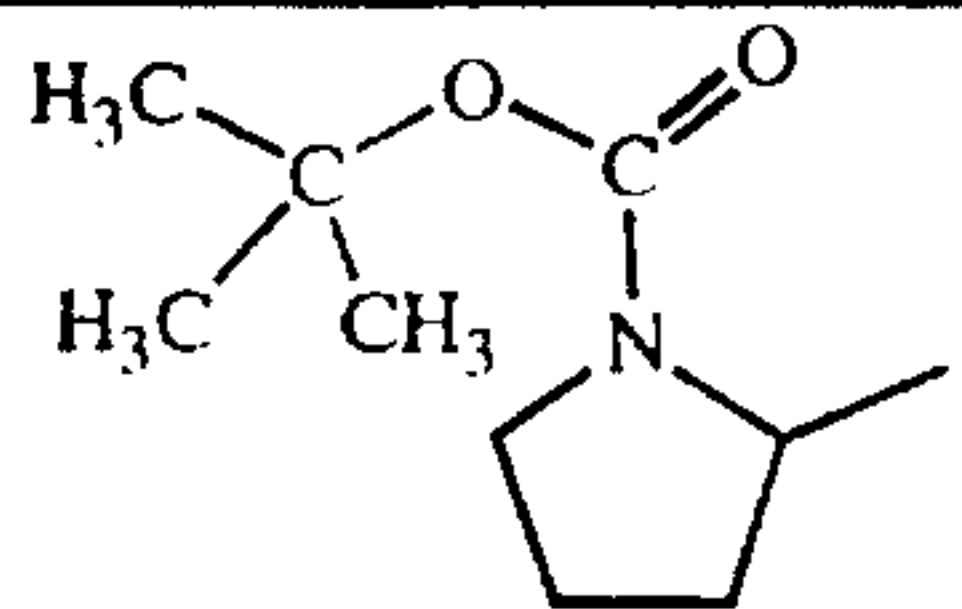
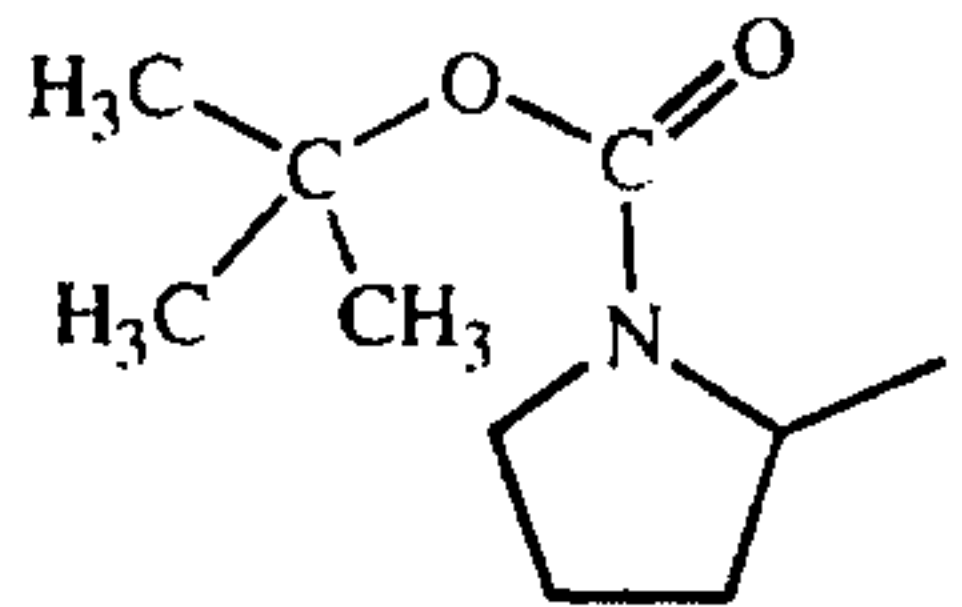
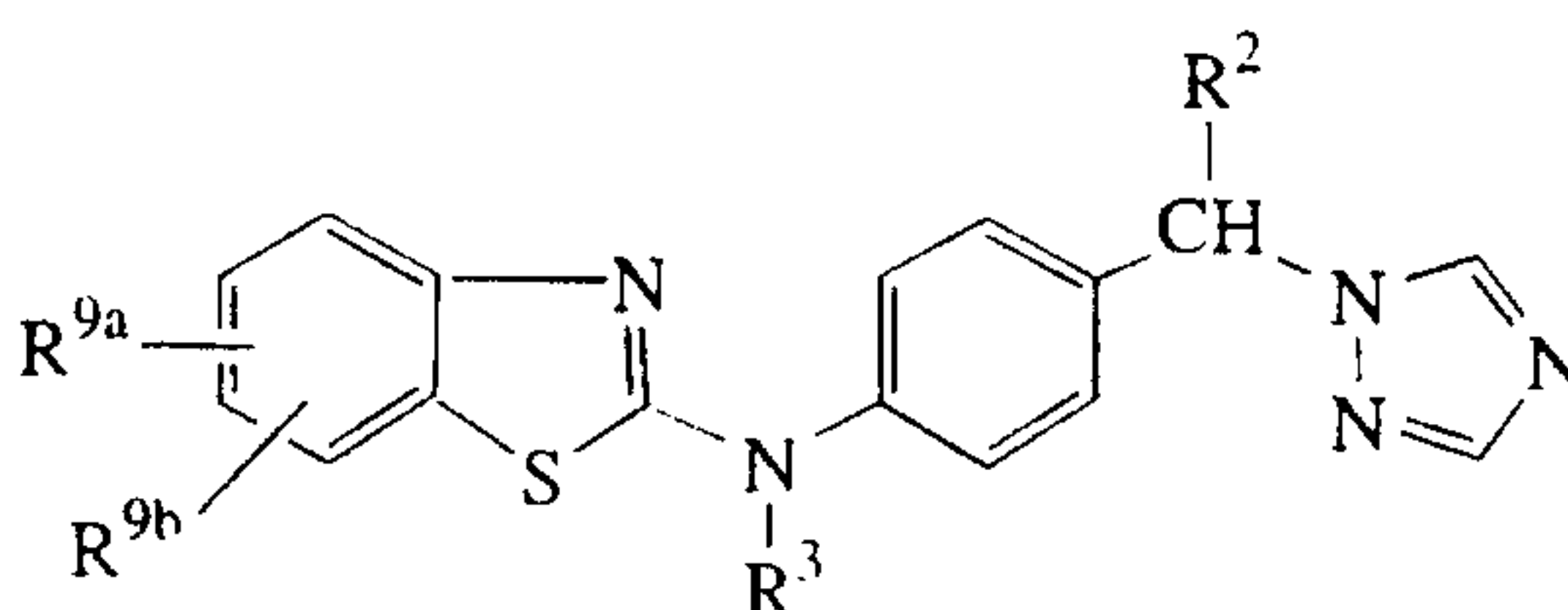
Co. No.	Ex. No.	R ²	R ³	R ^{9a}	Physical data
84	B.5.a		H	H	(A)
85	B.5.a		H	H	(B)
86	B.10	CH(CH ₃)CH ₂ OCH ₃	H	H	(A)

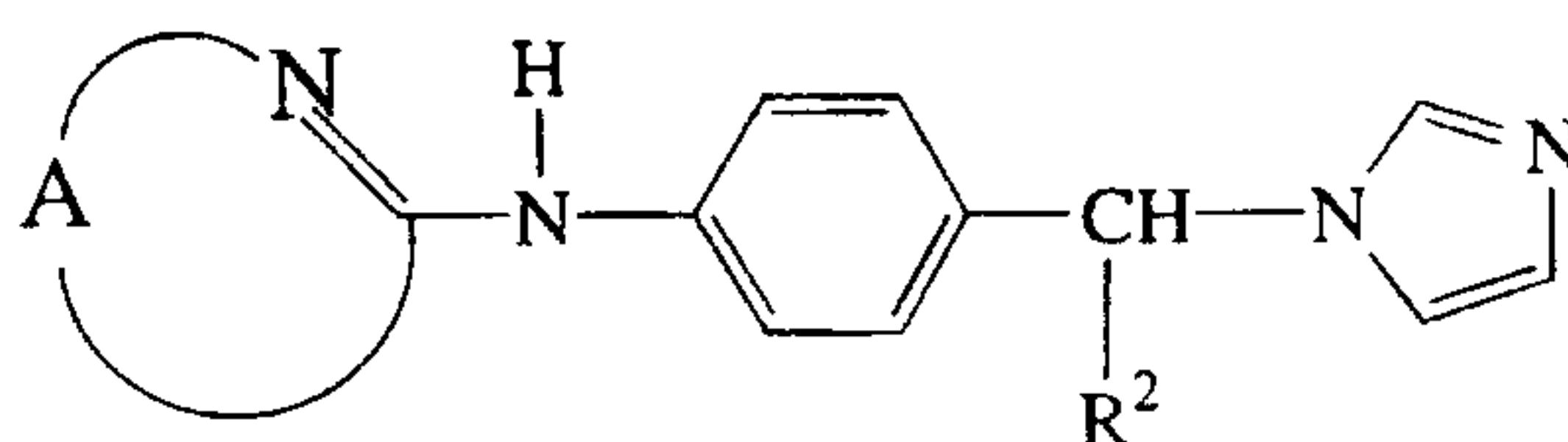
Table 2

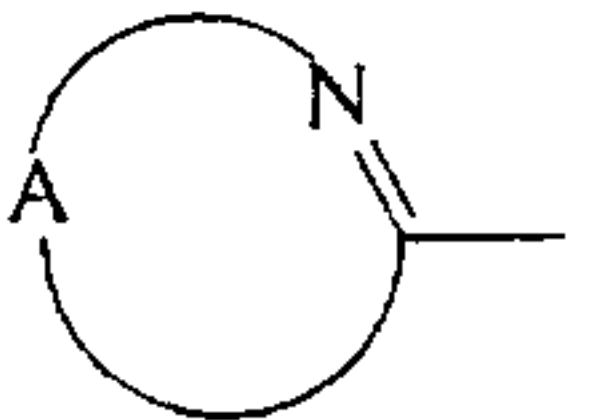
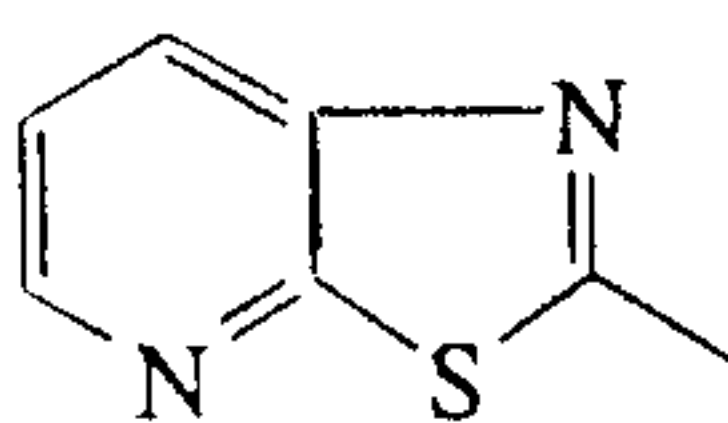
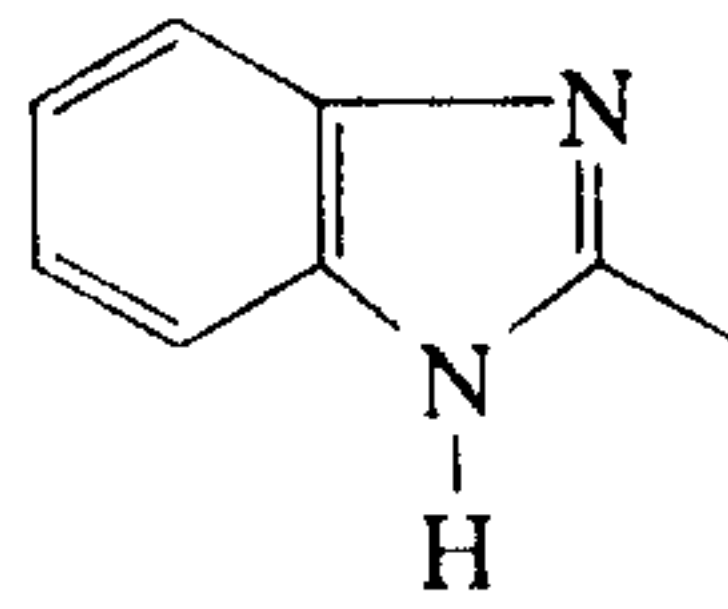
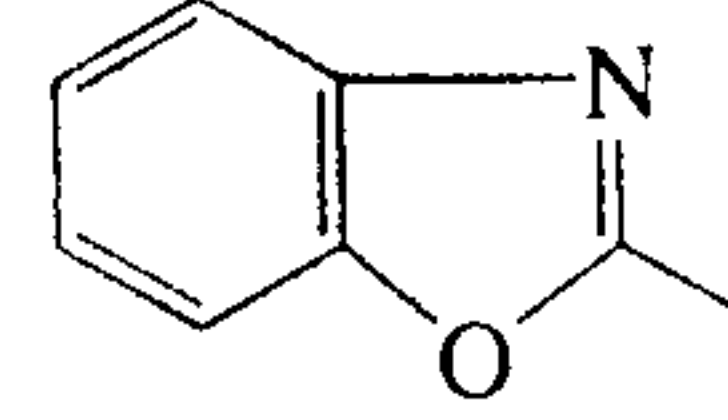
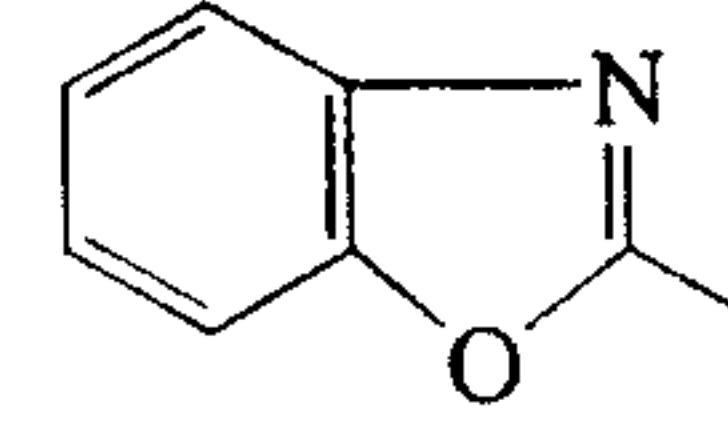
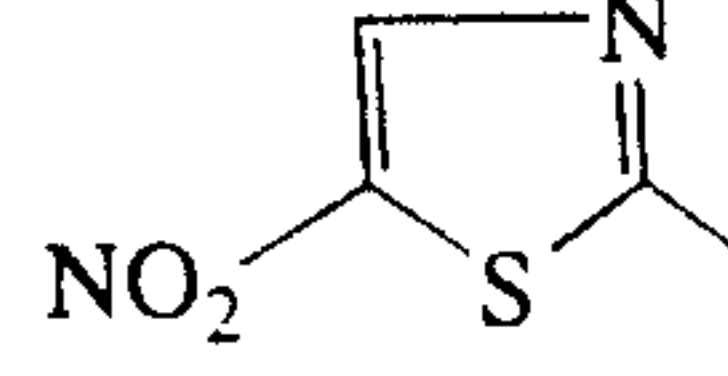
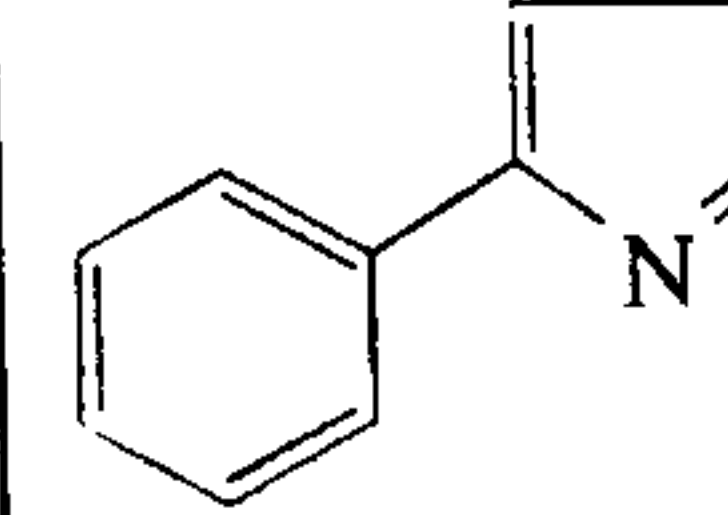
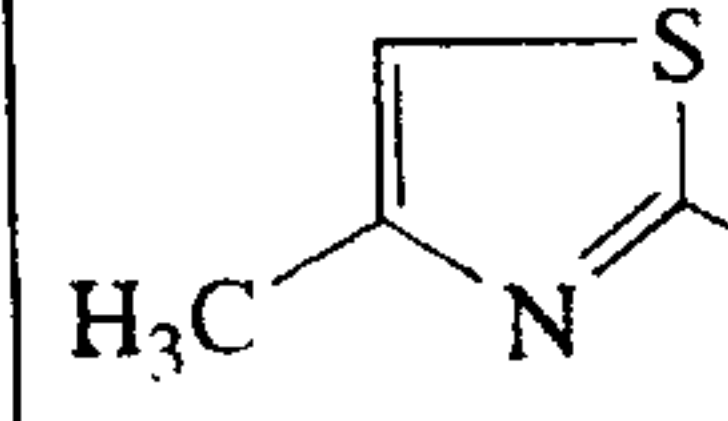
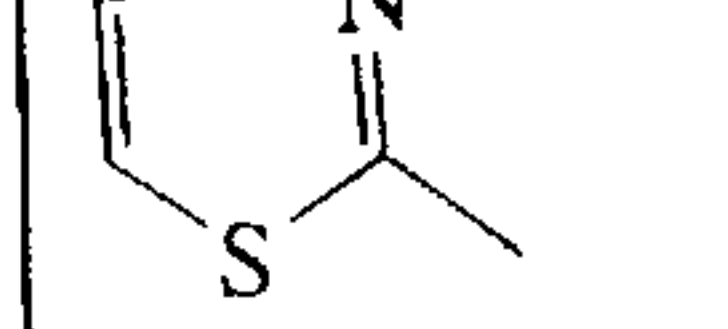


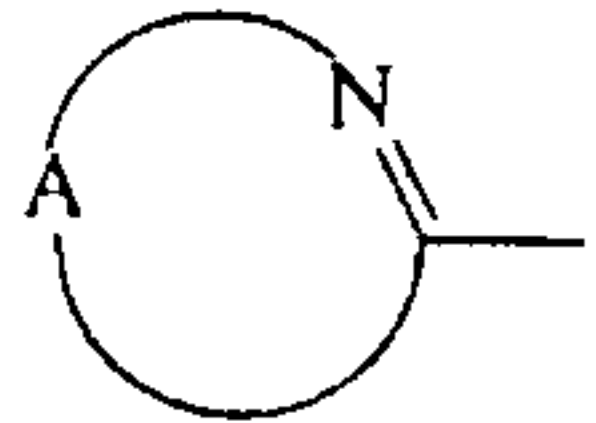
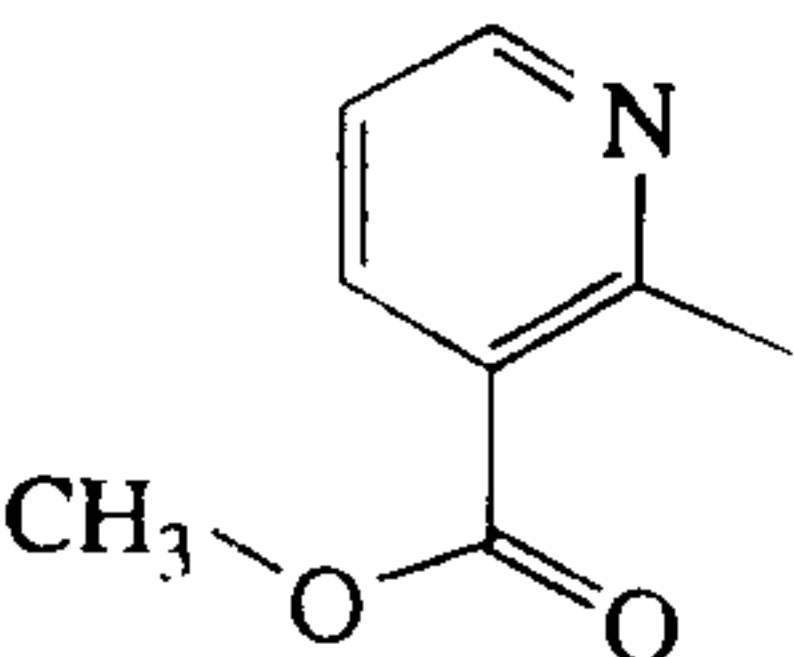
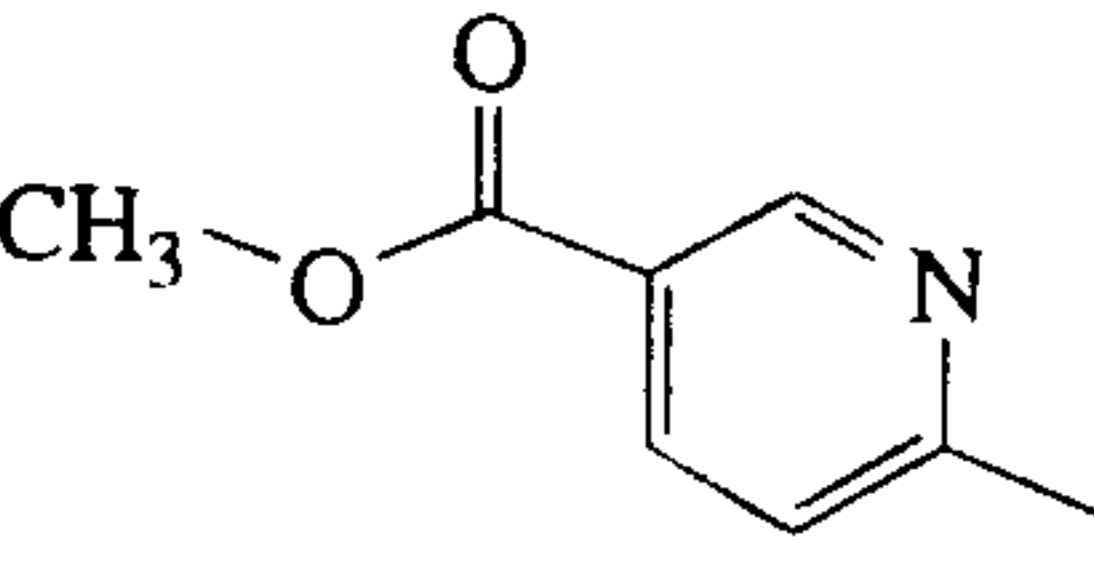
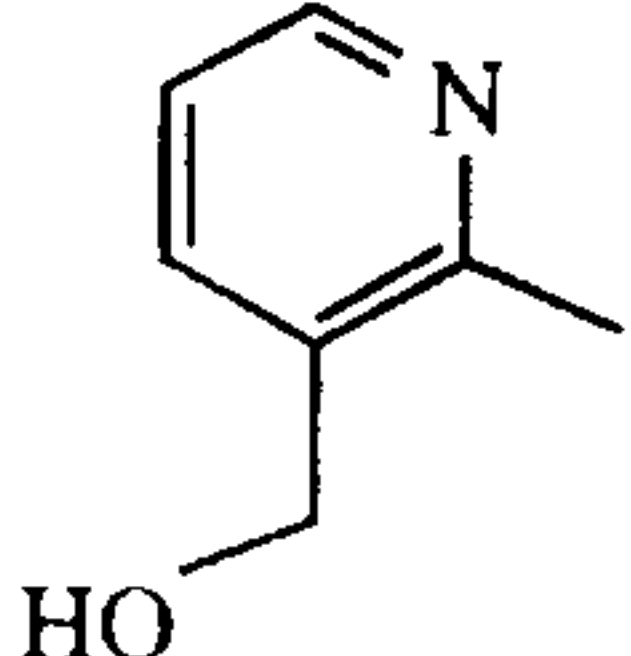
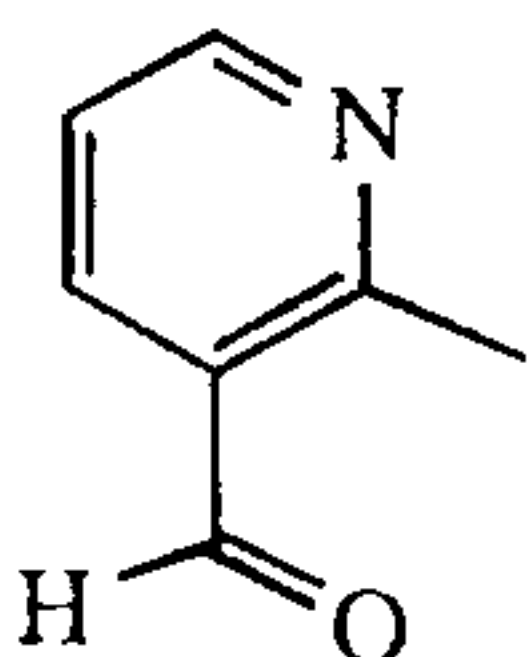
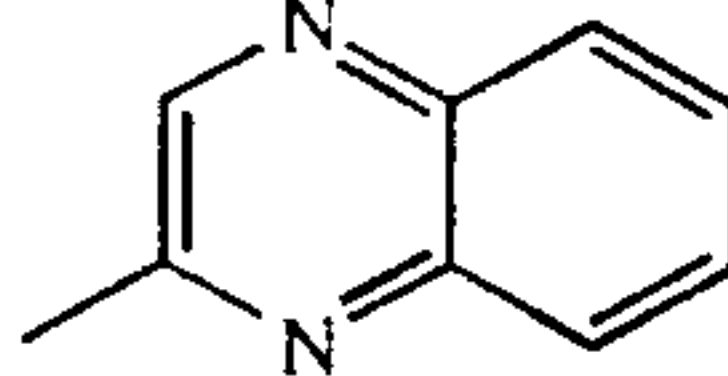
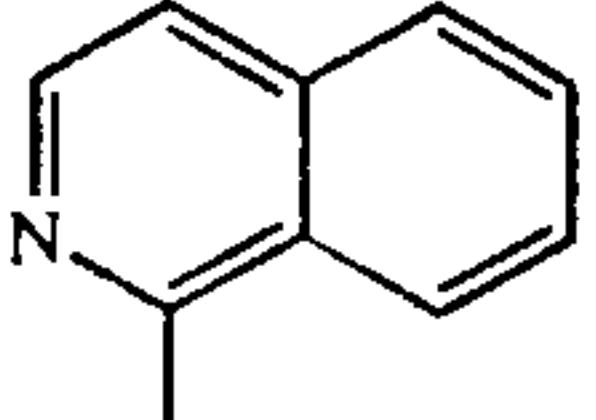
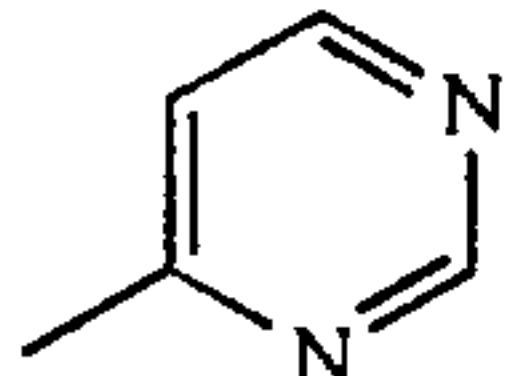
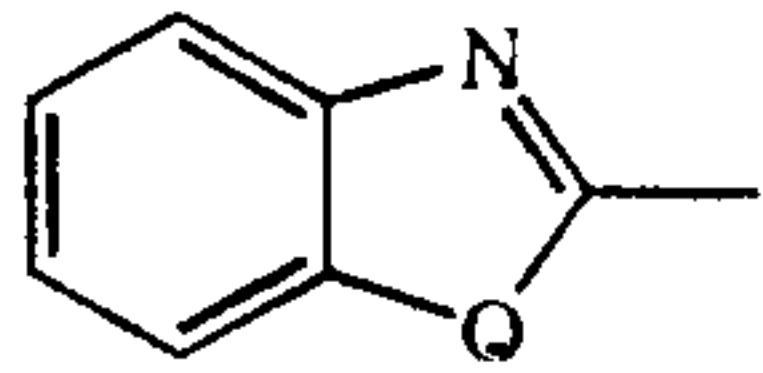
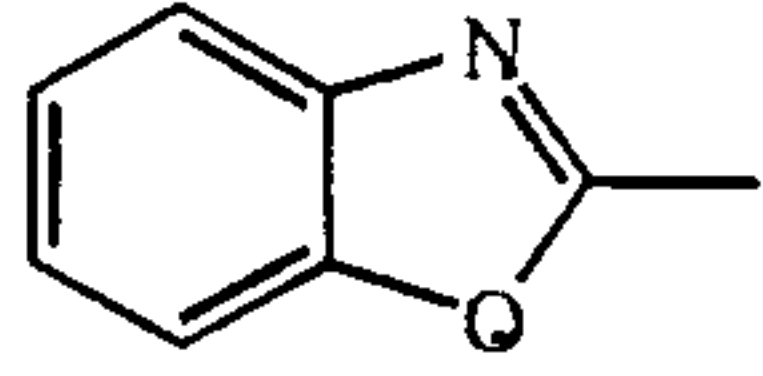
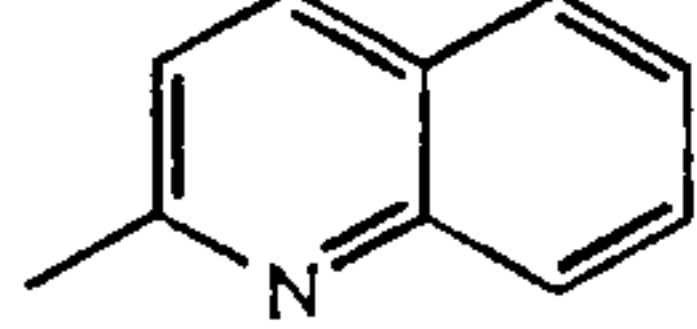
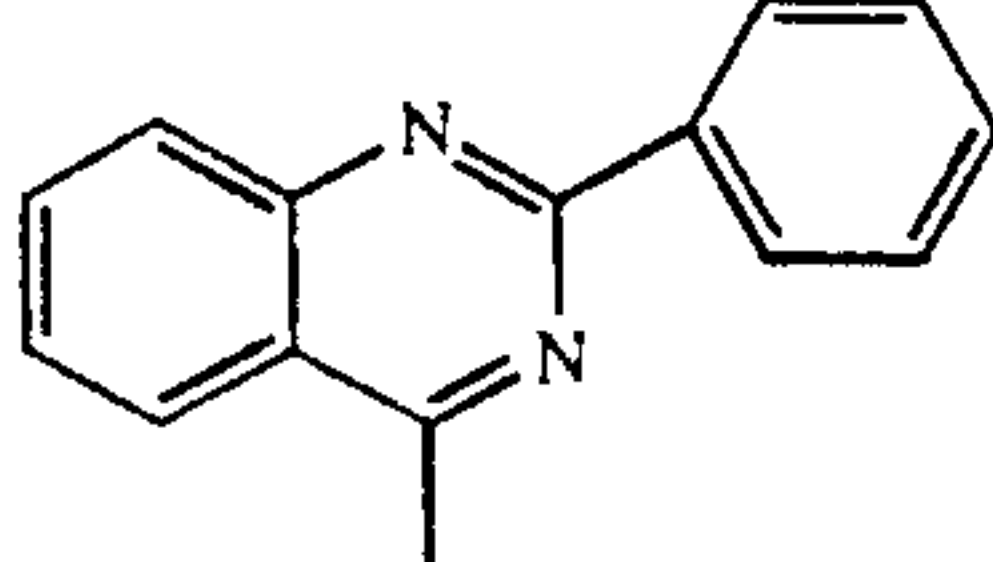
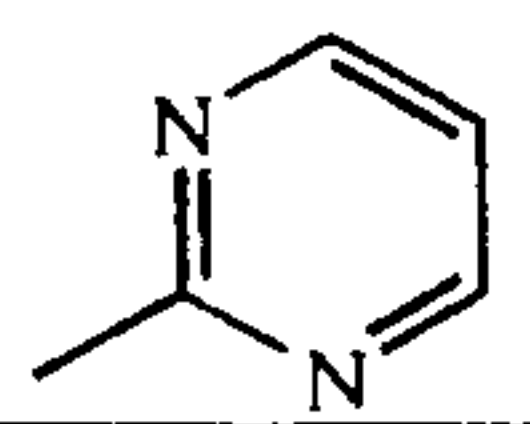
Co. No.	Ex. No.	R ²	R ³	R ^{9a}	R ^{9b}	Physical data
25	B.3.a; B.4.a or B.14	CH(C ₂ H ₅) ₂	H	H	H	(±)
26	B.4.a	CH(CH ₃)N(CH ₃) ₂	H	H	H	(±)-(A)
27	B.4.a	CH(CH ₃)N(CH ₃) ₂	H	H	H	(±)-(B)
28	B.4.b	CH(CH ₃)N(CH ₃) ₂	H	H	H	(B1)
29	B.4.b	CH(CH ₃)N(CH ₃) ₂	H	H	H	(B2)
30	B.4.a	CH(C ₂ H ₅) ₂	H	5-OCH ₃	6-OCH ₃	(±)
31	B.4.a	CH(C ₂ H ₅) ₂	H	6-OCH ₃	H	(±)
32	B.3.c	CH(C ₂ H ₅) ₂	CH ₃	H	H	(±)
33	B.3.b	CH(C ₂ H ₅) ₂	H	H	H	(A)
34	B.3.b	CH(C ₂ H ₅) ₂	H	H	H	(B); mp. 138°C
35	B.3.b	CH(C ₂ H ₅) ₂	H	H	H	(B); (E)-2-butenedioate (2:3)
36	B.3.a	4-fluorophenyl	H	H	H	(±)
37	B.3.a	CH(CH ₃) ₂	H	H	H	(±)
38	B.2	C(CH ₃) ₂ N(CH ₃) ₂	H	H	H	(±)
39	B.2	H	H	H	H	-
40	B.1	cyclohexyl	H	H	H	(±)

Co. No.	Ex. No.	R ²	R ³	R ^{9a}	R ^{9b}	Physical data
41	B.1	CH ₃	H	H	H	(±)
42	B.1	3-fluorophenyl	H	H	H	(±)
43	B.1	phenyl	H	H	H	(±)
87	B.13	CH(C ₂ H ₅) ₂	H	H	H	(B); hydrate (1:1) phosphate (1:3)

Table 3



Co. No.	Ex. No.	R ²		Physical data
44	B.5.a	CH(C ₂ H ₅) ₂		(±)
45	B.4.a	CH(CH ₃) ₂		(±); mp. 228.7°C
46	B.5.a	CH(C ₂ H ₅) ₂		(±)
47	B.5.a	CH(CH ₃) ₂		(±); mp. 173.6°C
48	B.6	H		mp. > 300°C
49	B.7	CH(CH ₃) ₂		(±); mp. 205.4°C
50	B.7	CH(CH ₃) ₂		(±); mp. 174.7°C
51	B.8	CH(CH ₃) ₂		(±); mp. 150.9°C

Co. No.	Ex. No.	R ²		Physical data
52	B.5.a	CH(CH ₃) ₂		(±)
53	B.5.a	CH(CH ₃) ₂		(±); mp. 188.5°C
54	B.5.b	CH(CH ₃) ₂		(±)
55	B.5.c	CH(CH ₃) ₂		(±)
88	B.5.a	CH(C ₂ H ₅) ₂		-
89	B.1	CH(C ₂ H ₅) ₂		-
90	B.5.a	CH(C ₂ H ₅) ₂		nitrate (1:1)
91	B.3.b	CH(C ₂ H ₅) ₂		(A); mp. 145°C
92	B.3.b	CH(C ₂ H ₅) ₂		(B); mp. 170°C
93	B.5.a	CH(C ₂ H ₅) ₂		mp. 212°C
94	B.5.a	CH(C ₂ H ₅) ₂		-
95	B.5.a	CH(C ₂ H ₅) ₂		-

-39-

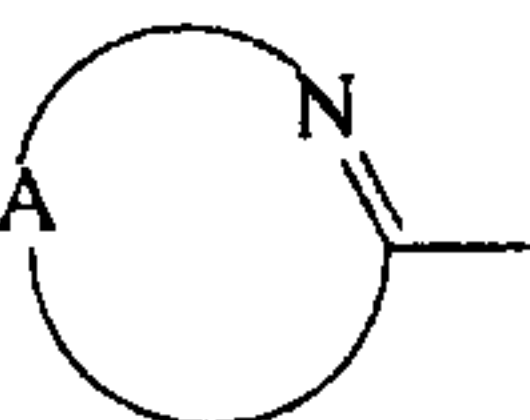
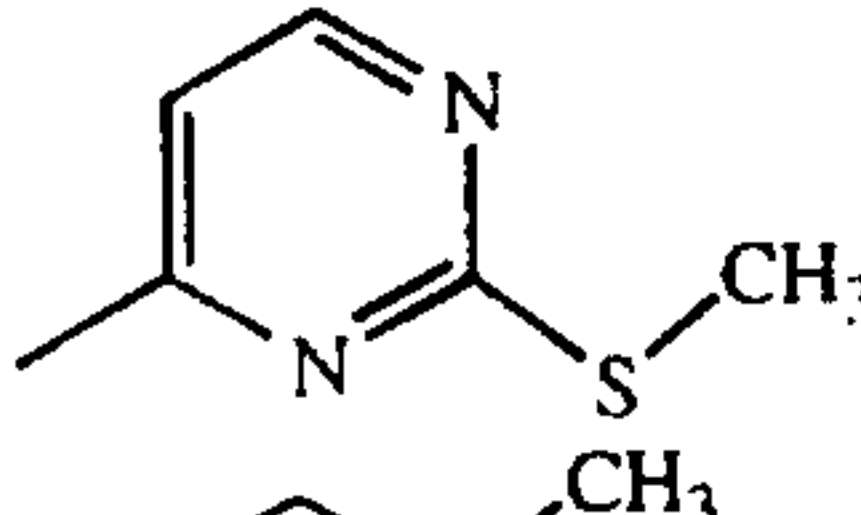
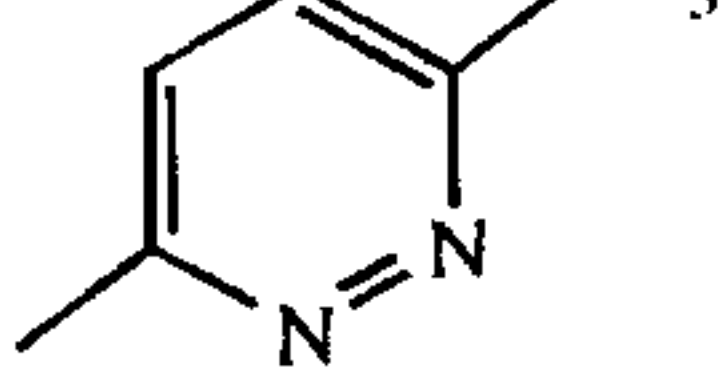
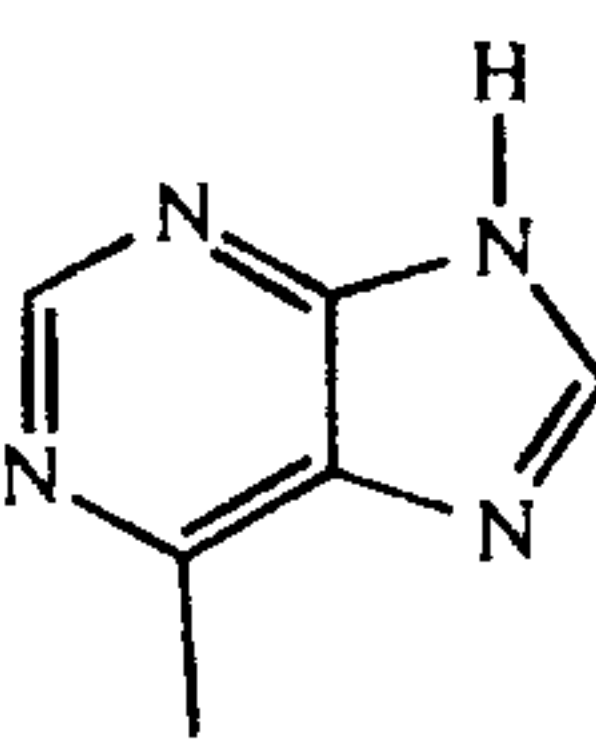
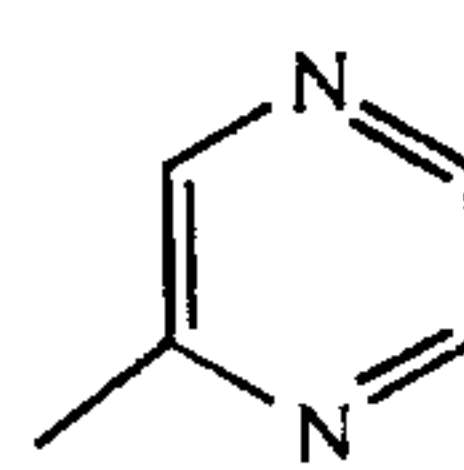
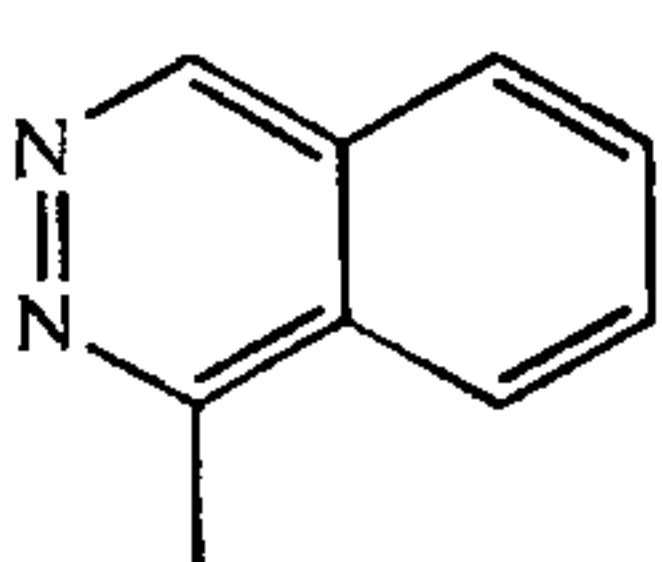
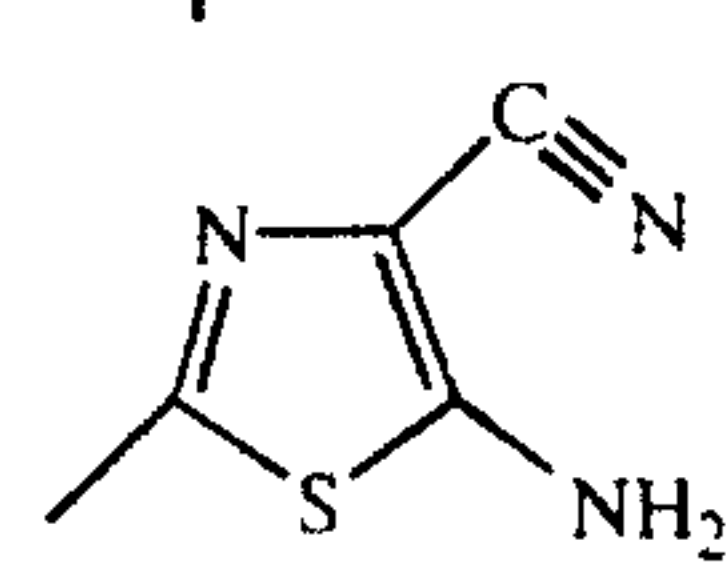
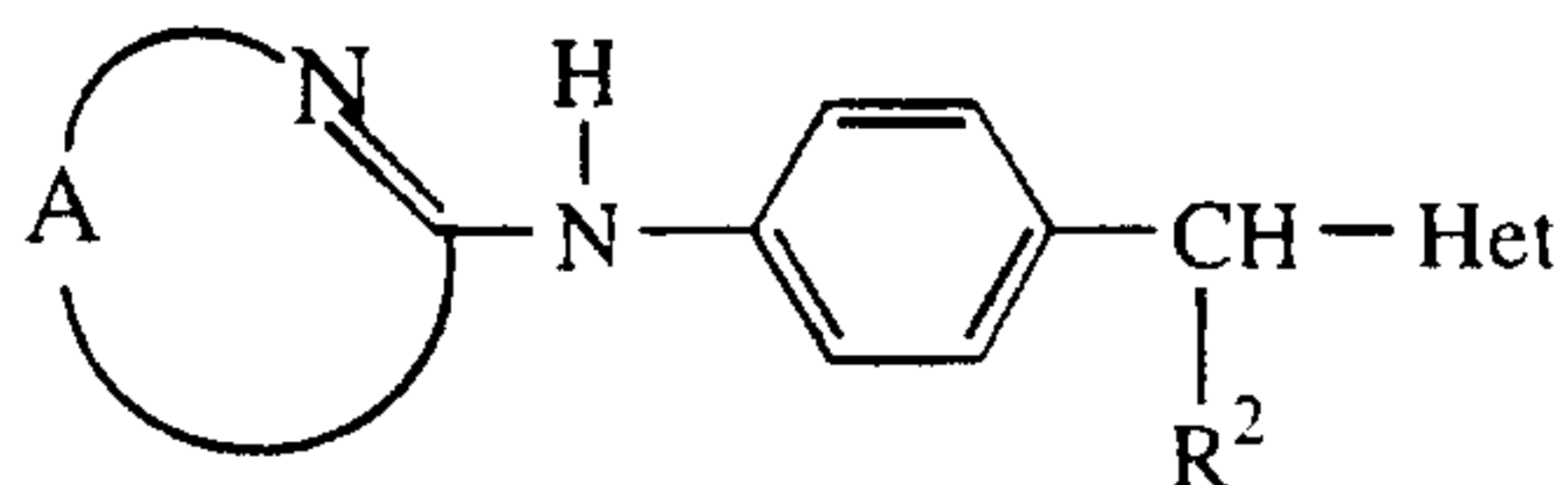
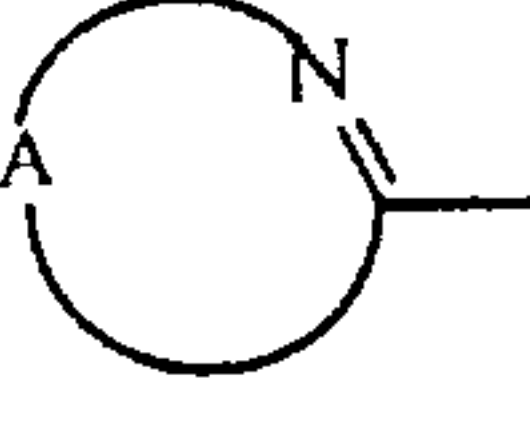
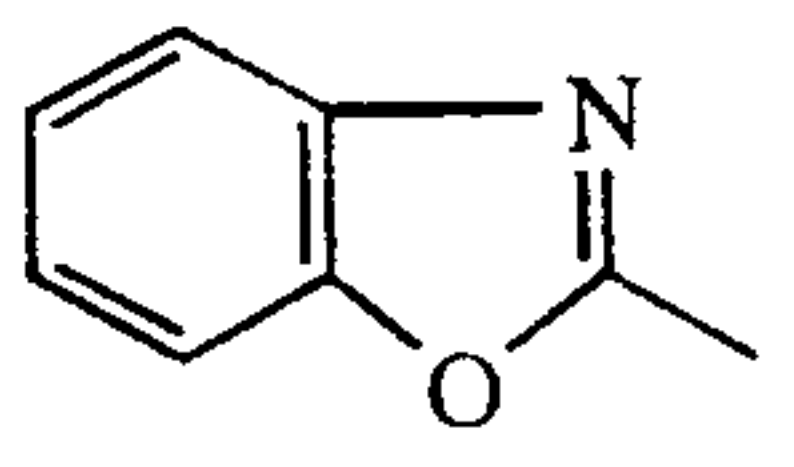
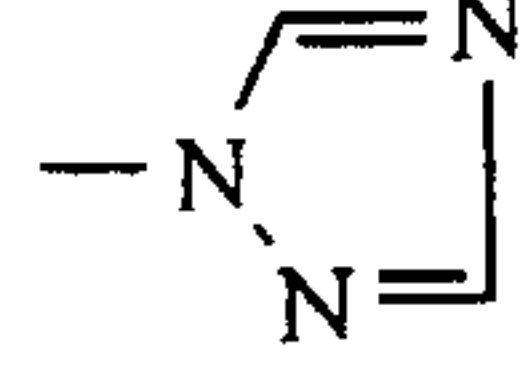
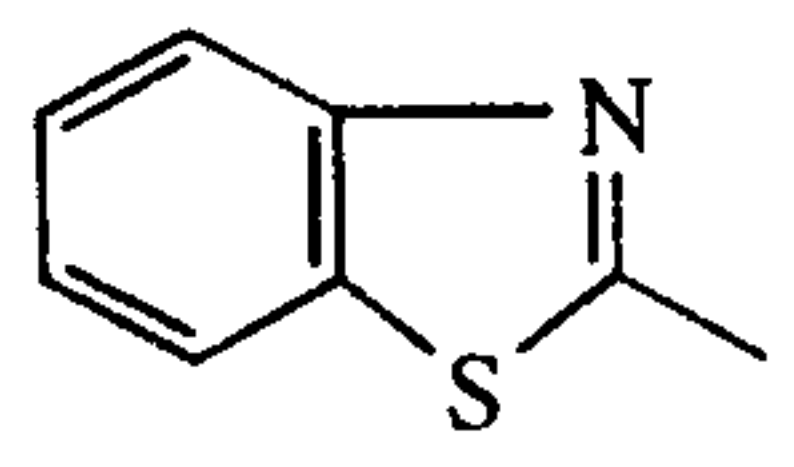
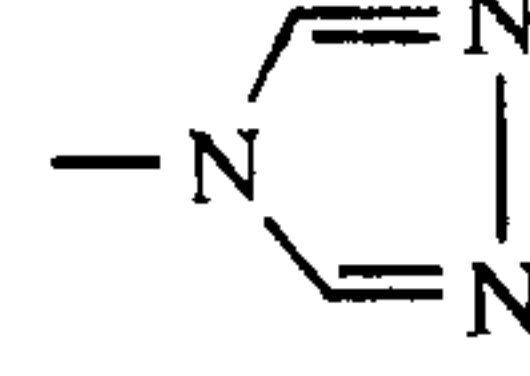
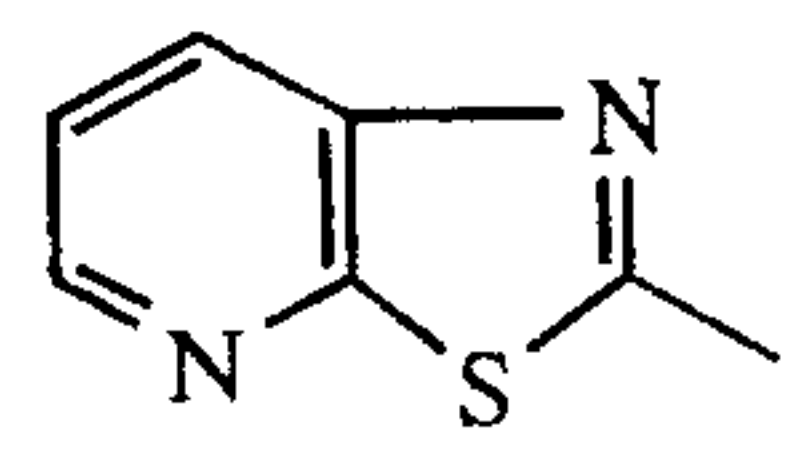
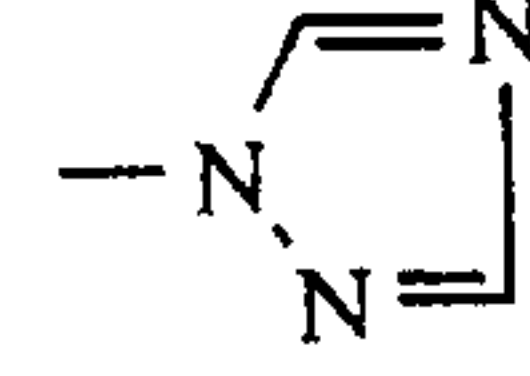
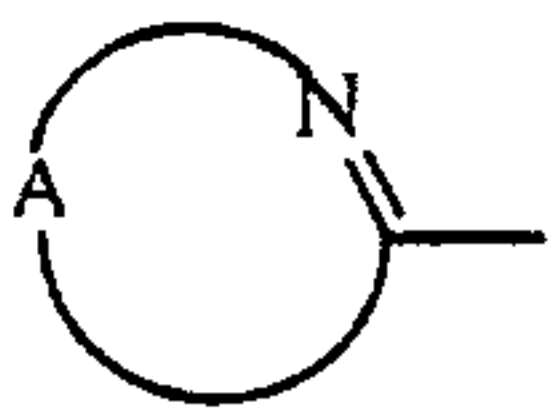
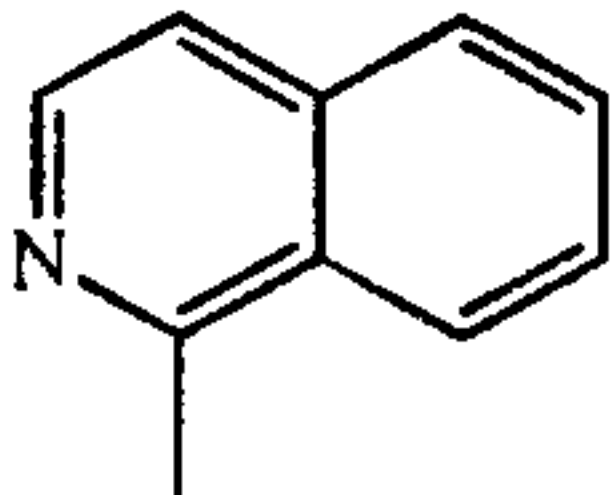
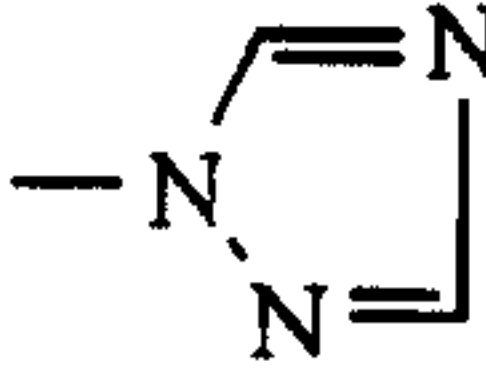
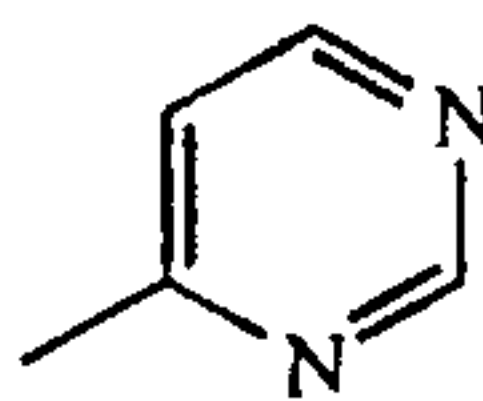
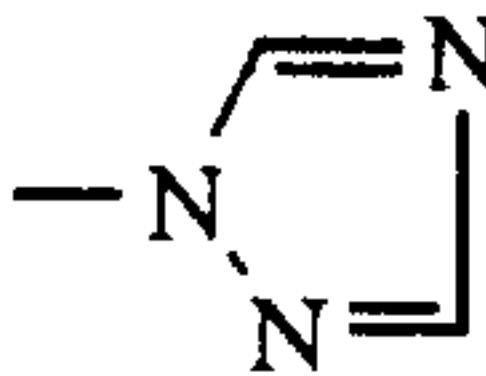
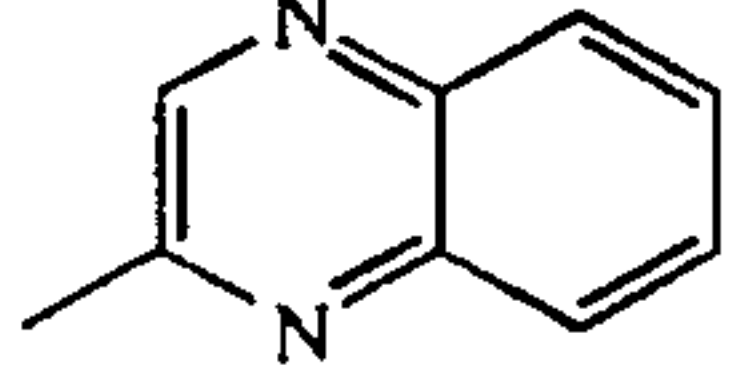
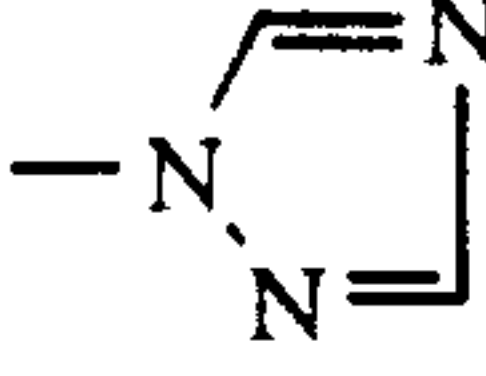
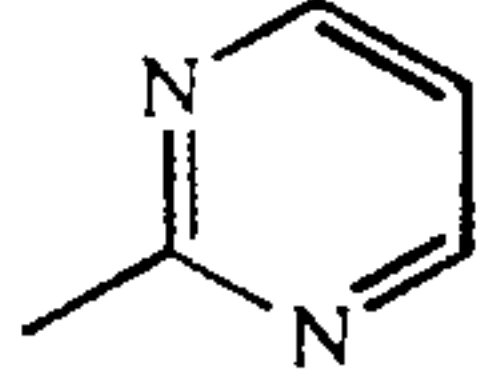
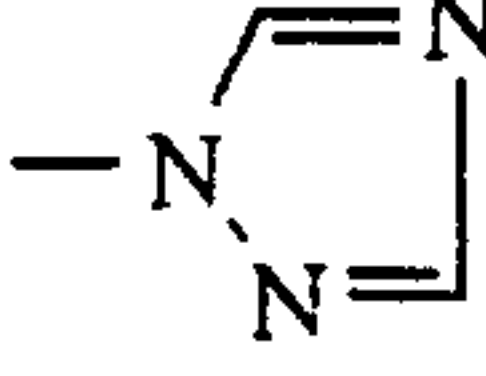
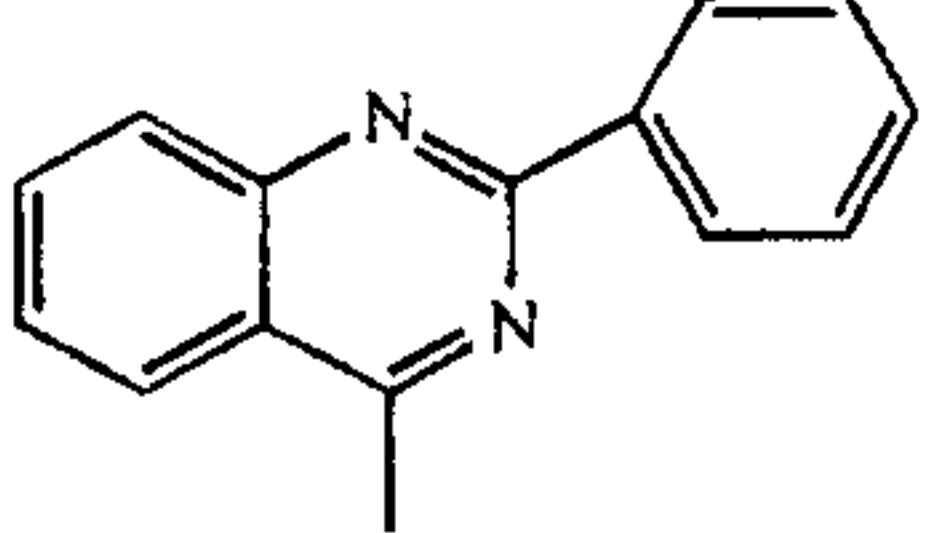
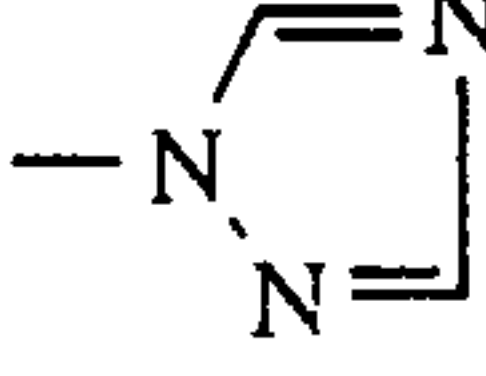
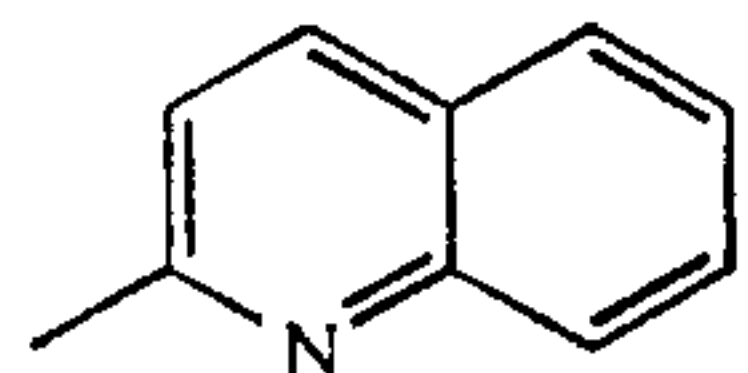
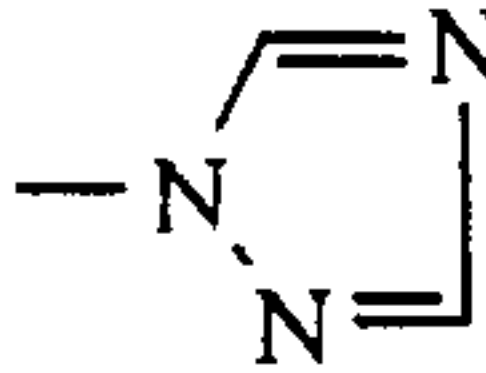
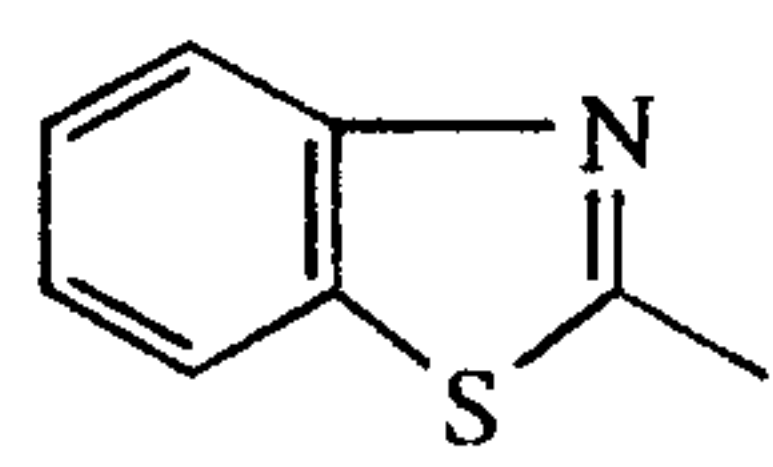
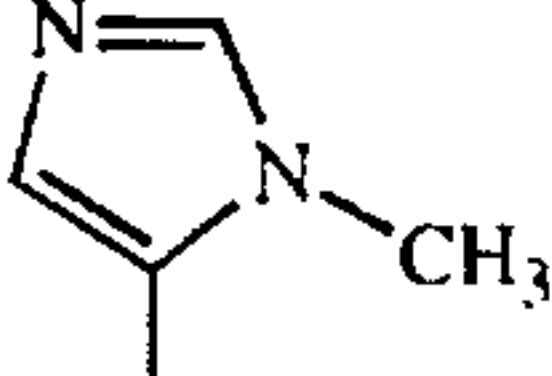
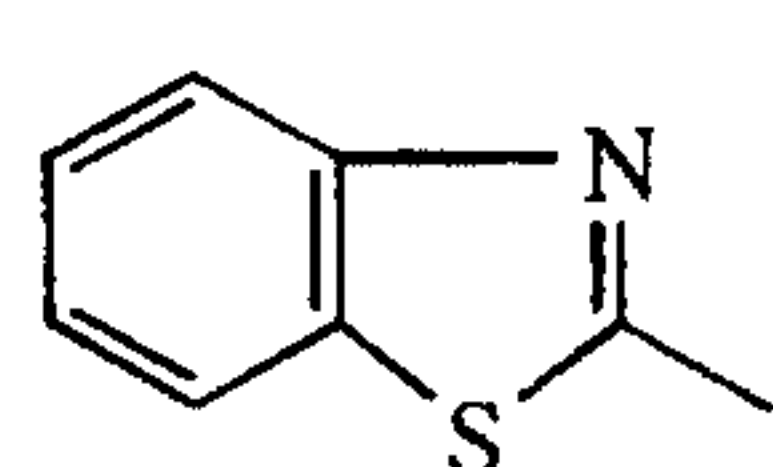
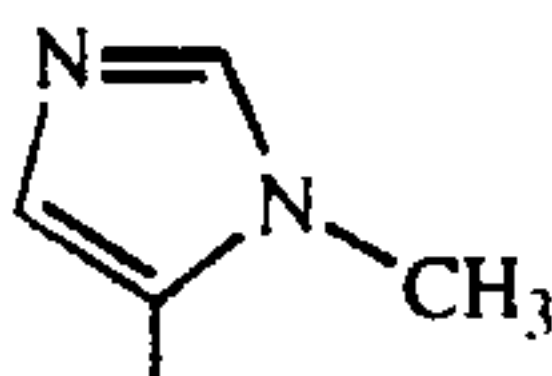
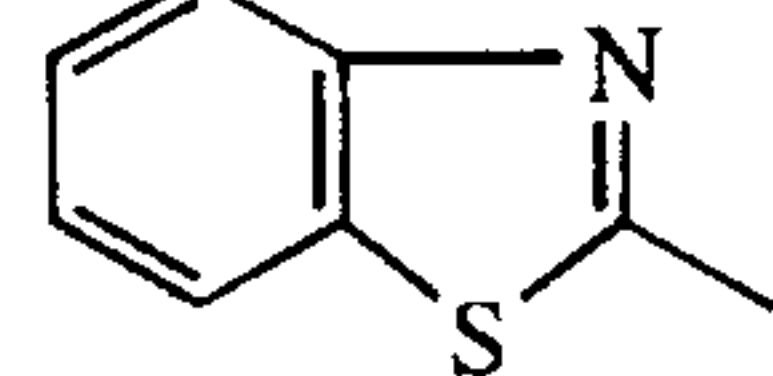
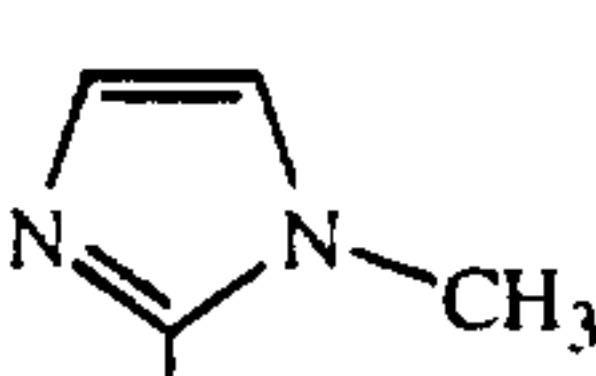
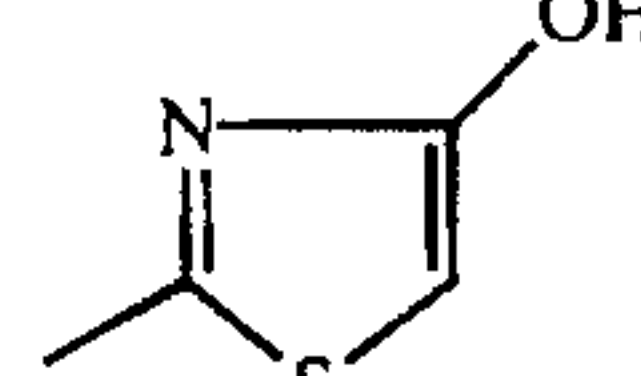
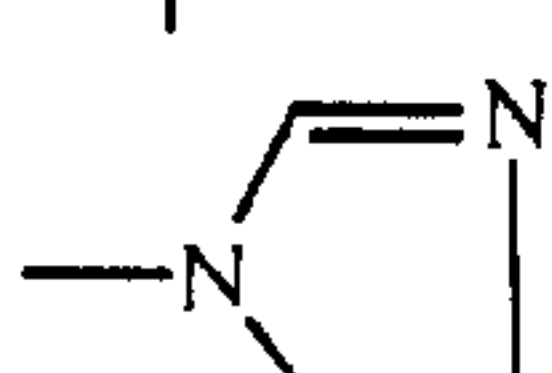
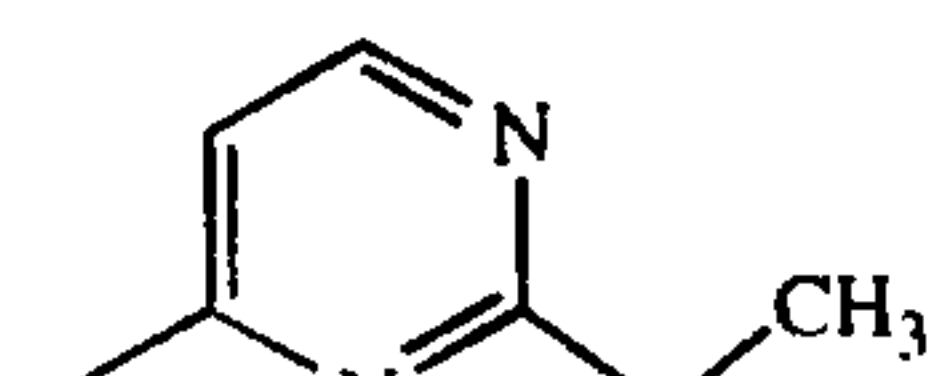
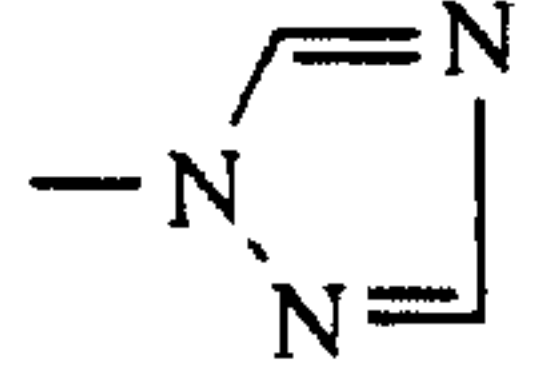
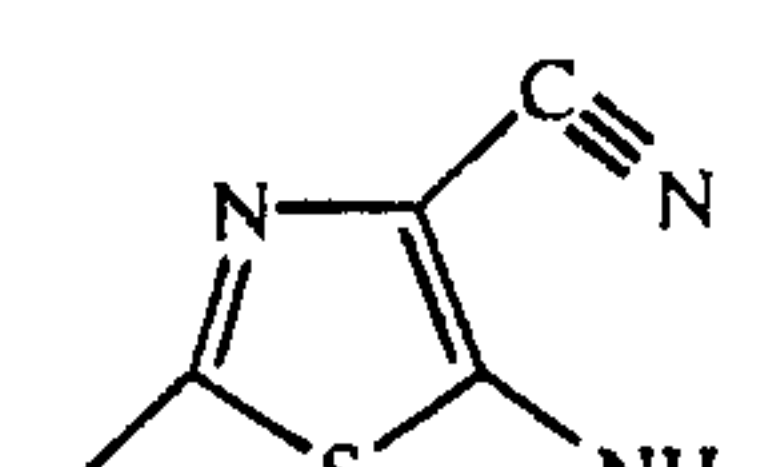
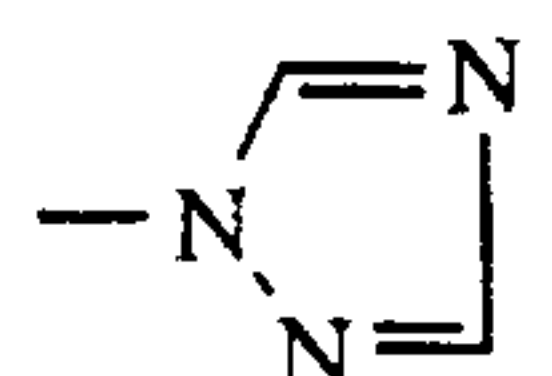
Co. No.	Ex. No.	R ²		Physical data
96	B.5.a	CH(C ₂ H ₅) ₂		-
97	B.5.a	CH(C ₂ H ₅) ₂		-
98	B.5.a	CH(C ₂ H ₅) ₂		HCl (1:2)
99	B.5.a	CH(C ₂ H ₅) ₂		-
100	B.5.a	CH(C ₂ H ₅) ₂		-
101	B.17	CH(C ₂ H ₅) ₂		-

Table 4



Co. No.	Ex. No.		R ²	Het	Physical data
56	B.6		CH(C ₂ H ₅) ₂		(±)
57	B.1		H		-
58	B.2		CH(C ₂ H ₅) ₂		(±)

-40-

Co. No.	Ex. No.		R ²	Het	Physical data
102	B.1		CH(C ₂ H ₅) ₂		-
103	B.1		CH(C ₂ H ₅) ₂		-
104	B.1		CH(C ₂ H ₅) ₂		-
105	B.2		CH(C ₂ H ₅) ₂		-
106	B.2		CH(C ₂ H ₅) ₂		-
107	B.2		CH(C ₂ H ₅) ₂		-
108	B11		CH(CH ₃)N(CH ₅) ₂		(A)
109	B11		CH(CH ₃)N(CH ₅) ₂		(B)
110	B12		CH(C ₂ H ₅) ₂		(±)
111	B.7		CH(C ₂ H ₅) ₂		-
112	B.2		CH(C ₂ H ₅) ₂		-
113	B17		CH(C ₂ H ₅) ₂		(±)

-41-

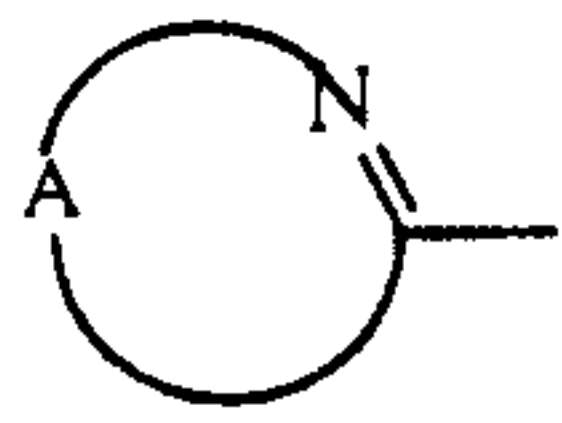
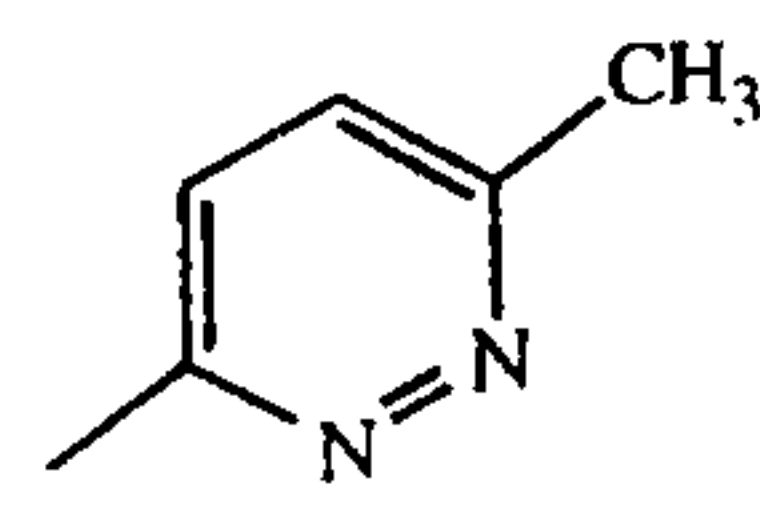
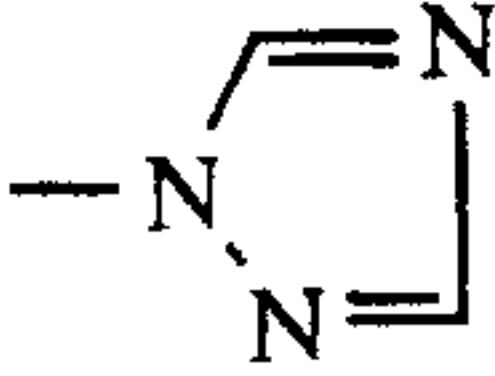
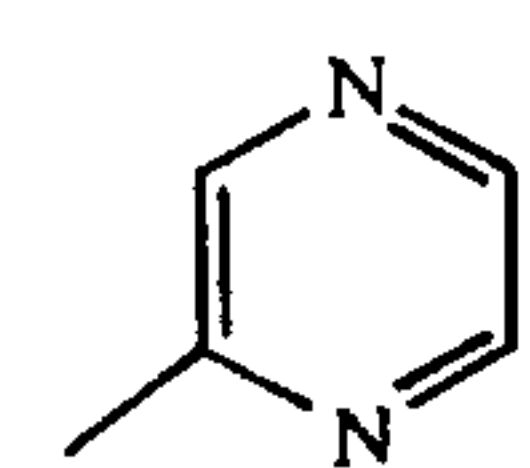
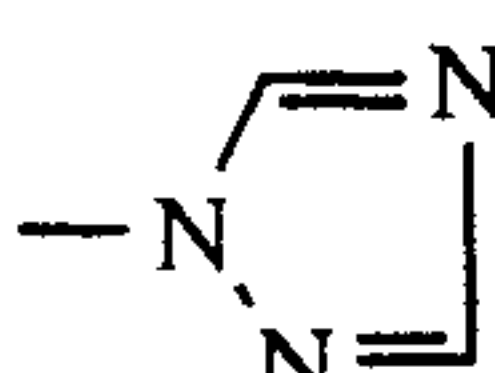
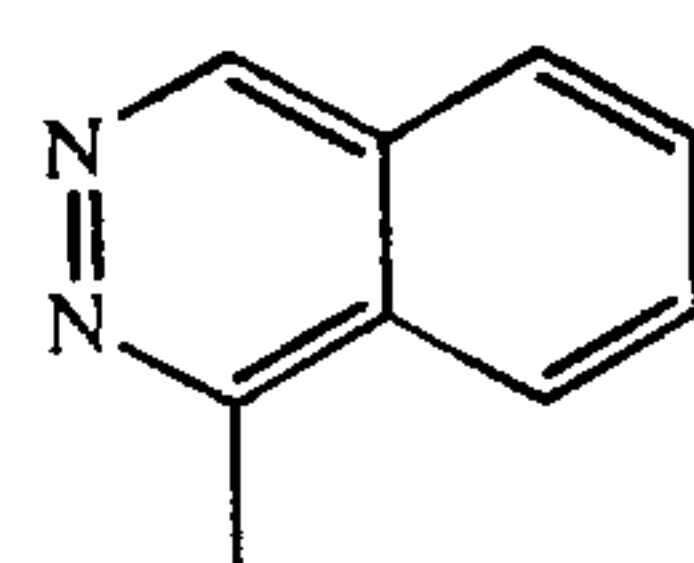
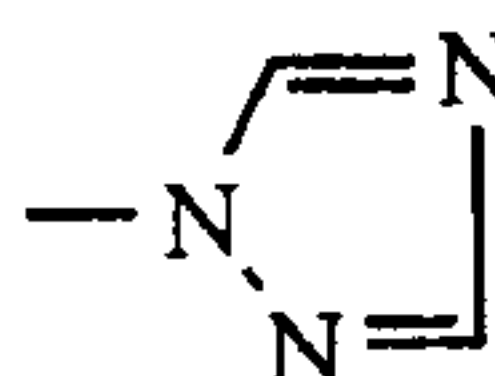
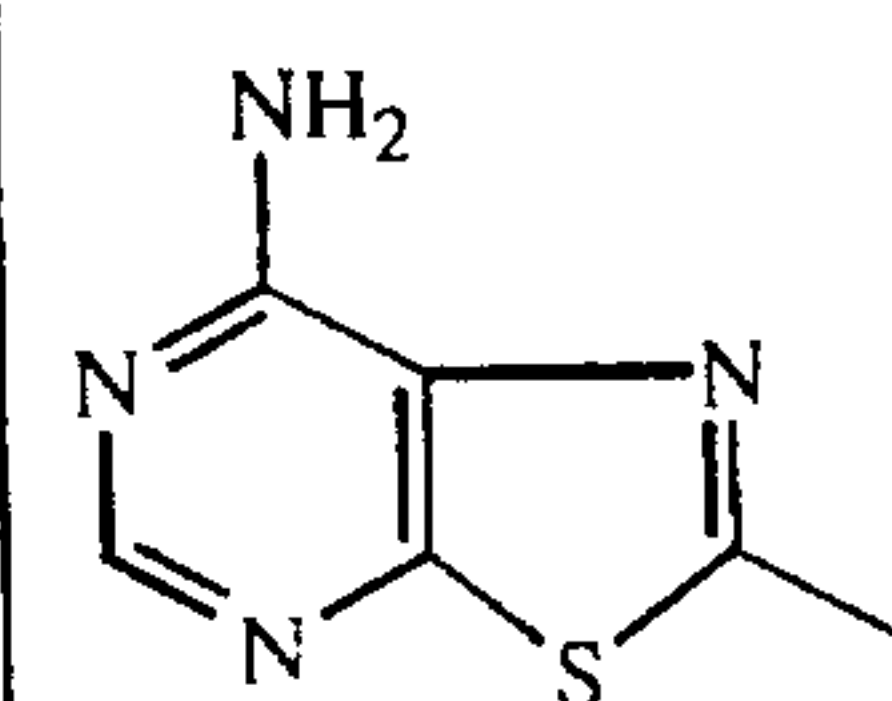
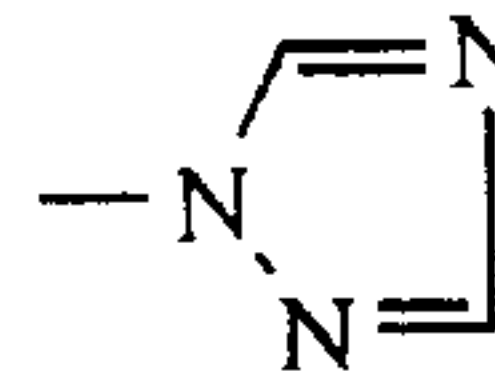
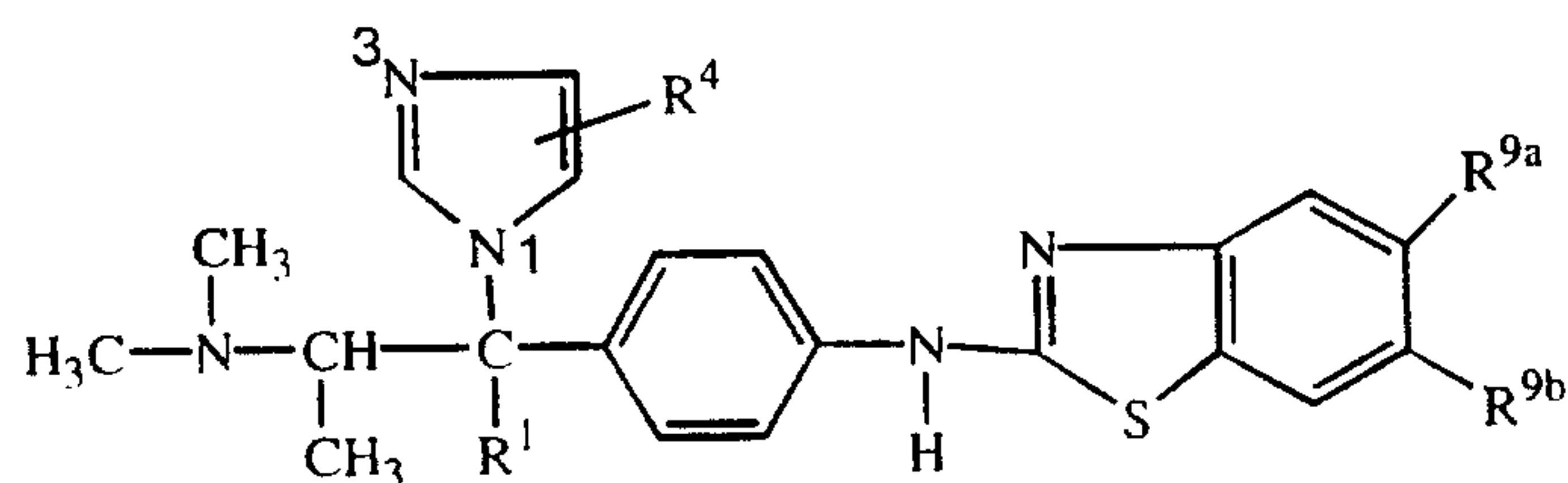
Co. No.	Ex. No.		R ²	Het	Physical data
114	B.14		CH(C ₂ H ₅) ₂		-
115	B.1		CH(C ₂ H ₅) ₂		-
116	B.1		CH(C ₂ H ₅) ₂		-
117	B.9		CH(C ₂ H ₅) ₂		(±)

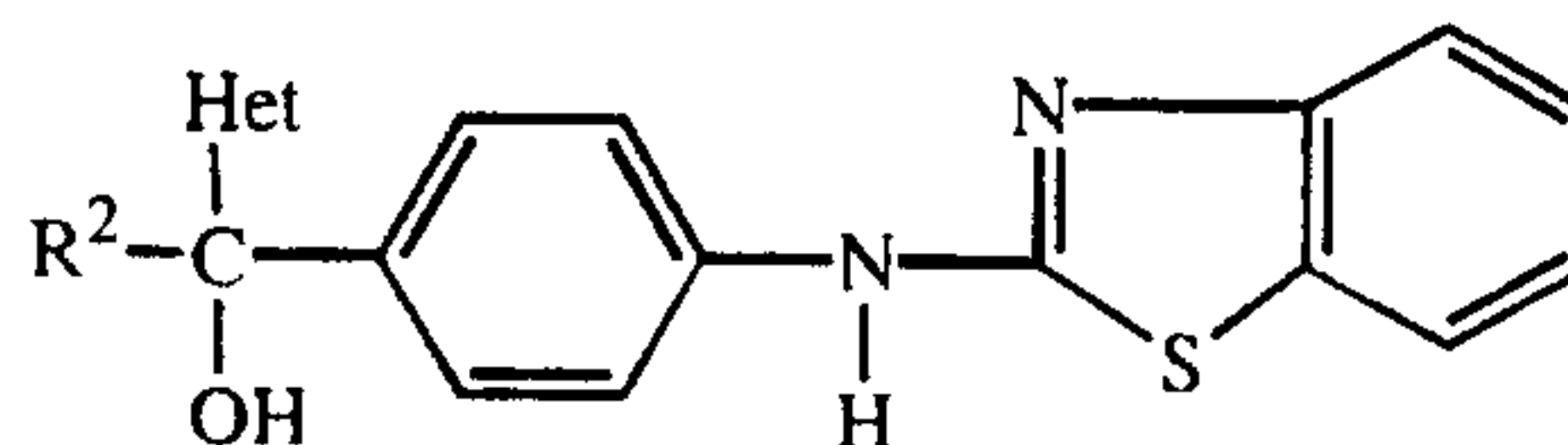
Table 5



Co. No.	Ex. No.	R ¹	R ⁴	R ^{9a}	R ^{9b}	Physical data
118	B.3.a	H	H	OCH ₃	OCH ₃	(A)
119	B.3.a	H	H	OCH ₃	OCH ₃	(B)
120	B.3.a	H	H	CH ₃	CH ₃	(A)
121	B.3.a	H	H	CH ₃	CH ₃	(B)
122	B.5.a	CH ₃	H	H	H	-
123	B.1	H	4-phenyl	H	H	(A)/HCl (1:2)/H ₂ O (1:2)
124	B.1	H	4-CH ₃	H	H	(A)
125	B.14	H	2-CH ₃	H	H	(A)

-42-

Table 6



Co. No.	Ex. No.	R ²	Het	Physical data
126	B.15	CH(C ₂ H ₅) ₂		(±)
127	B.15	CH(CH ₃)N(CH ₃) ₂		(A)
128	B.15	CH(CH ₃)N(CH ₃) ₂		(B)
129	B.16	CH(C ₂ H ₅) ₂		-
130	B.16	CH(CH ₃)N(CH ₃) ₂		(A)
131	B.15	CH(CH ₃)N(CH ₃) ₂		(A)

- 5 Table 7 lists both the experimental (column heading "exp") and theoretical (column heading "theor") elemental analysis values for carbon, hydrogen and nitrogen of the compounds as prepared in the experimental part hereinabove.

Table 7

Comp. No.	Carbon		Hydrogen		Nitrogen	
	exp	theor	exp	theor	exp	theor
5	68.85	68.98	4.64	4.28	13.43	13.99
7	70.09	72.23	4.54	4.74	14.21	14.65
8	69.45	71.10	6.14	6.23	14.33	14.42
9	68.43	68.98	4.42	4.28	13.64	13.99
10	67.35	67.49	6.51	6.44	17.57	17.89
11	63.89	65.00	5.34	5.45	13.50	13.78

Comp. No.	Carbon		Hydrogen		Nitrogen	
	exp	theor	exp	theor	exp	theor
12	67.46	67.49	6.21	6.44	17.87	17.89
13	67.70	67.49	6.56	6.44	18.16	17.89
14	68.66	70.40	5.18	5.20	12.77	13.14
16	69.13	68.94	5.52	5.78	15.77	16.08
19	67.64	67.49	6.52	6.44	18.10	17.89
21	59.26	59.31	5.13	4.98	15.42	15.72
22	59.12	59.31	5.07	4.98	15.50	15.72
25	66.72	66.81	6.11	6.14	18.50	18.55
28	63.08	63.47	6.04	5.86	21.92	22.20
29	62.56	63.47	6.04	5.86	21.53	22.20
30	62.60	63.13	6.10	6.22	15.25	16.01
31	64.89	64.84	6.11	6.18	16.77	17.18
27	62.85	63.47	5.68	5.86	21.86	22.20
33	66.64	66.81	6.32	6.14	18.37	18.55
34	67.47	66.81	6.18	6.14	17.87	18.55
35	58.31	58.79	5.04	5.30	12.37	12.70
38	64.23	64.26	6.01	6.16	21.46	21.41
39	61.01	62.52	4.31	4.26	22.04	22.78
40	66.82	67.84	5.81	5.95	17.80	17.98
41	62.31	63.53	4.62	4.70	21.25	21.79
43	69.00	68.91	4.42	4.47	18.44	18.26
47	69.79	72.27	6.19	6.06	16.15	16.85
51	64.30	64.40	6.07	6.08	18.67	18.78
57	62.65	62.52	4.35	4.26	22.56	22.78

C. Pharmacological examples

Example C.1 : Inhibition of retinoic acid (RA) metabolism

- 5 MCF-7 human breast cancer cells were grown as stock cultures according to art-known protocols. One day before the experiment, RA is added to the stock cultures to stimulate RA-metabolism. At the start of the experiment, cell suspensions were incubated in a tissue culture medium containing ^3H -RA as the substrate. Different concentrations of the test compound (dissolved in 1% DMSO) were added to the
- 10 incubation mixtures, and at the end of the incubation, the unmetabolized RA is separated from its polar metabolites. The fraction containing the polar ^3H -labelled

-44-

metabolites was collected and counted in a scintillation counter. For each experiment, a control and a blank incubation were run in parallel. Those compounds that were tested, *i.e.* compound numbers 1-4, 8, 10, 16-18, 24, 25, 27, 29-31, 33, 34, 35, 37, 40, 44-47, 49-51, 53, 56 and 58, all had an IC_{50} value of lower than 1×10^{-8} M whereby an IC_{50} value is defined as the concentration needed to reduce the amount of metabolites to 50 % of the control.

Example C.2 : "Vaginal Keratinization Test on Ovariectomized Rats"

Ovariectomized rats were injected subcutaneously with a sesame oil solution containing 100 μ g of estradiol undecylate in a volume of 0.1 ml per 100 g body weight and control animals were injected with sesame oil. On day one, two and three, test animals were treated once daily with a *per os* dose of the test compound and control animals with the drug vehicle (PEG 200). One day after the last treatment, the animals were sacrificed and their vaginas were processed for histological evaluation according to the method described in J. Pharmacol. Exp. Ther. 261(2), 773-779 (1992). A dose at which 50 % of the tested rats show complete suppression of the estradiol undecylate induced keratinization effects is defined as an active dose. The compound numbers 2-5, 8, 15-19, 25, 27-29, 31, 32, 34, 42, 46 and 56 all had a lowest active dose (LAD) equal to or lower than 2.5 mg/kg. Other compounds that were tested had a LAD higher than 2.5 mg/kg.

D. Composition examples

The following formulations exemplify typical pharmaceutical compositions suitable for systemic or topical administration to animal and human subjects in accordance with the present invention.

"Active ingredient" (A.I.) as used throughout these examples relates to a compound of formula (I) or a pharmaceutically acceptable acid addition salt thereof.

Example D.1 : oral solution

9 g of methyl 4-hydroxybenzoate and 1 g of propyl 4-hydroxy-benzoate were dissolved in 4 l of boiling purified water. In 3 l of this solution were dissolved first 10 g of 2,3-dihydroxybutanedioic acid and thereafter 20 g of A.I. The latter solution was combined with the remaining part of the former solution and 12 l 1,2,3-propane-triol and 3 l of sorbitol 70% solution were added thereto. 40 g of sodium saccharin were dissolved in 0.5 l of water and 2 ml of raspberry and 2 ml of gooseberry essence were added. The latter solution was combined with the former, water was added q.s. to a volume of 20 l providing an oral solution comprising 5 mg of A.I. per teaspoonful (5 ml). The resulting solution was filled in suitable containers.

-45-

Example D.2 : oral drops

500 g of the A.I. was dissolved in 0.5 l of 2-hydroxypropanoic acid and 1.5 l of the polyethylene glycol at 60~80°C. After cooling to 30~40°C there were added 35 l of polyethylene glycol and the mixture was stirred well. Then there was added a solution of 1750 g of sodium saccharin in 2.5 l of purified water and while stirring there were added 2.5 l of cocoa flavor and polyethylene glycol q.s. to a volume of 50 l, providing an oral drop solution comprising 10 mg/ml of A.I. The resulting solution was filled into suitable containers.

Example D.3 : capsules

20 g of A.I., 6 g sodium lauryl sulfate, 56 g starch, 56 g lactose, 0.8 g colloidal silicon dioxide, and 1.2 g magnesium stearate were vigorously stirred together. The resulting mixture was subsequently filled into 1000 suitable hardened gelatin capsules, each comprising 20 mg of A.I.

Example D.4 : injectable solution

0.5 mg A.I. 1, 50 mg glucose anhydrous and 0.332 ml concentrated hydrochloric acid were mixed with 0.8 ml water for injections. Sodium hydroxide was added until $\text{pH} = 3.2 \pm 0.1$ and water was added to 1 ml. The solution was sterilized and filled in sterile containers.

Example D.5 : film-coated tabletsPreparation of tablet core

A mixture of 100 g of the A.I., 570 g lactose and 200 g starch was mixed well and thereafter humidified with a solution of 5 g sodium dodecyl sulfate and 10 g polyvinylpyrrolidone (Kollidon-K 90 ®) in about 200 ml of water. The wet powder mixture was sieved, dried and sieved again. Then there was added 100 g microcrystalline cellulose (Avicel ®) and 15 g hydrogenated vegetable oil (Sterotex ®). The whole was mixed well and compressed into tablets, giving 10.000 tablets, each comprising 10 mg of the active ingredient.

Coating

To a solution of 10 g methyl cellulose (Methocel 60 HG ®) in 75 ml of denaturated ethanol there was added a solution of 5 g of ethyl cellulose (Ethocel 22 cps ®) in 150 ml of dichloromethane. Then there were added 75 ml of dichloromethane and 2.5 ml 1,2,3-propanetriol. 10 g of polyethylene glycol was molten and dissolved in 75 ml of dichloromethane. The latter solution was added to the former and then there were added 2.5 g of magnesium octadecanoate, 5 g of polyvinylpyrrolidone and 30 ml of concentrated color suspension (Opaspray K-1-2109 ®) and the whole was

-46-

homogenated. The tablet cores were coated with the thus obtained mixture in a coating apparatus.

Example D.6 : 2% cream

75 mg stearyl alcohol, 2 mg cetyl alcohol, 20 mg sorbitan monostearate and 10 mg isopropyl myristate are introduced into a doublewall jacketed vessel and heated until the mixture has completely molten. This mixture is added to a separately prepared mixture of purified water, 200 mg propylene glycol and 15 mg polysorbate 60 having a temperature of 70 to 75°C while using a homogenizer for liquids. The resulting emulsion is allowed to cool to below 25°C while continuously mixing. A solution of 20 mg A.I., 1 mg polysorbate 80 and purified water and a solution of 2 mg sodium sulfite anhydrous in purified water are next added to the emulsion while continuously mixing. The cream, 1 g of the A.I. is homogenized and filled into suitable tubes.

Example D.7 : 2% topical gel

To a solution of 200 mg hydroxypropyl b-cyclodextrine in purified water is added 20 mg of A.I. while stirring. Hydrochloric acid is added until complete dissolution and then sodium hydroxide is added until pH 6.0. This solution is added to a dispersion of 10 mg carrageenan PJ in 50 mg propylene glycol while mixing. While mixing slowly, the mixture is heated to 50°C and allowed to cool to about 35°C whereupon 50 mg ethyl alcohol 95% (v/v) is added. The rest of the purified water q.s. ad 1 g is added and the mixture is mixed to homogenous.

Example D.8 : 2% topical cream

To a solution of 200 mg hydroxypropyl b-cyclodextrine in purified water is added 20 mg of A.I. while stirring. Hydrochloric acid is added until complete dissolution and next sodium hydroxide is added until pH 6.0. While stirring, 50 mg glycerol and 35 mg polysorbate 60 are added and the mixture is heated to 70°C. The resulting mixture is added to a mixture of 100 mg mineral oil, 20 mg stearyl alcohol, 20 mg cetyl alcohol, 20 mg glycerol monostearate and 15 mg sorbate 60 having a temperature of 70°C while mixing slowly. After cooling down to below 25°C, the rest of the purified water q.s. ad 1 g is added and the mixture is mixed to homogenous.

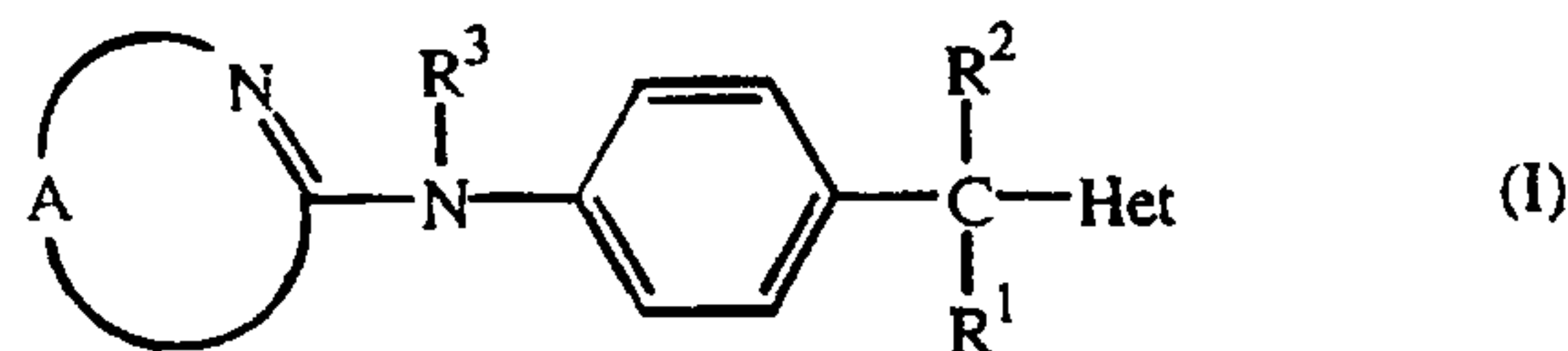
Example D.9 : 2% liposome formulation

A mixture of 2 g A.I. microfine, 20 g phosphatidyl choline, 5 g cholesterol and 10 g ethyl alcohol is stirred and heated at 55-60°C until complete dissolution and is added to a solution of 0.2 g methyl paraben, 0.02 g propyl paraben, 0.15 g disodium edetate and 0.3 g sodium chloride in purified water while homogenizing. 0.15 g Hydroxypropyl-methylcellulose in purified water ad 100 g is added and the mixing is continued until swelling is complete.

-47-

Claims

1. A compound of formula



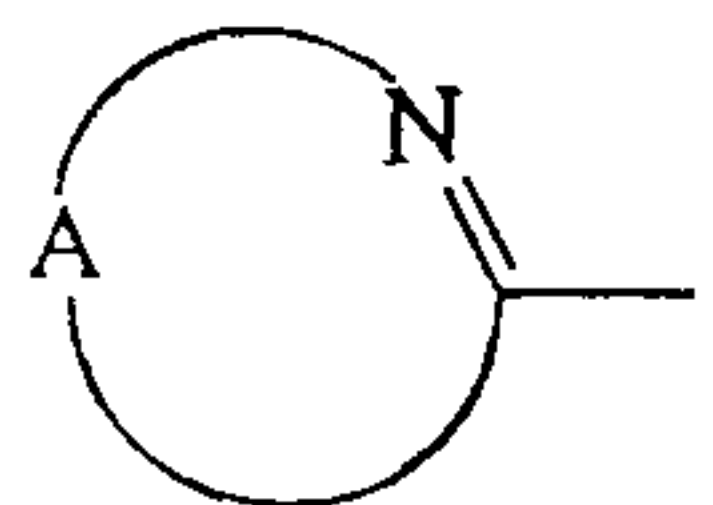
a *N*-oxide, a pharmaceutically acceptable addition salt or a stereochemically isomeric form thereof, wherein :

R^1 represents hydrogen, hydroxy, C_{1-6} alkyl or aryl;

R^2 represents hydrogen; C_{1-12} alkyl; C_{3-7} cycloalkyl; C_{2-8} alkenyl; aryl; pyrrolidinyl optionally substituted with C_{1-4} alkyl or C_{1-4} alkyloxycarbonyl; or C_{1-12} alkyl substituted with one or two substituents selected from C_{3-7} cycloalkyl, hydroxy, C_{1-4} alkyloxy, cyano, amino, mono- and di(C_{1-4} alkyl)amino, mono- and di(aryl)-amino, aryl C_{1-4} alkylamino, (C_{1-4} alkyl)(aryl C_{1-4} alkyl)amino, pyrrolidinyl, piperidinyl, piperazinyl optionally substituted with C_{1-4} alkyl, morpholinyl, perhydro-azepinyl, carboxyl, C_{1-4} alkyloxycarbonyl, aminocarbonyl, mono- and di(C_{1-4} alkyl)aminocarbonyl, aryl, aryloxy and arylthio;

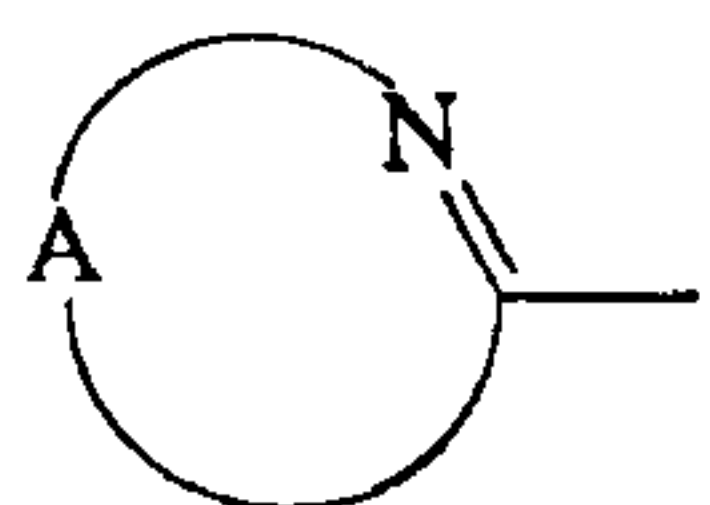
R^3 represents hydrogen, C_{1-6} alkyl, aryl or C_{1-6} alkyl substituted with aryl;

Het represents an unsaturated heterocycle selected from imidazolyl, triazolyl, tetrazolyl and pyridinyl; each of said unsaturated heterocycles may optionally be substituted with amino, mercapto, C_{1-6} alkyl, C_{1-6} alkylthio or aryl;

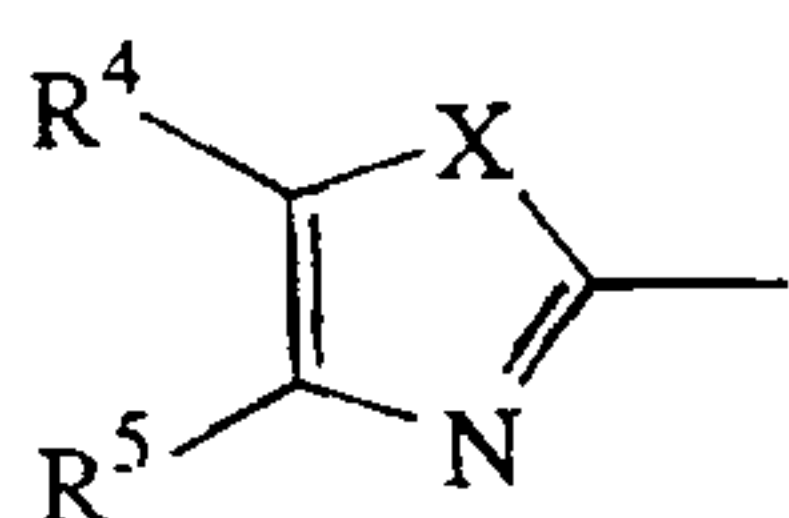


represents an unsaturated mono- or bicyclic heterocycle selected from the

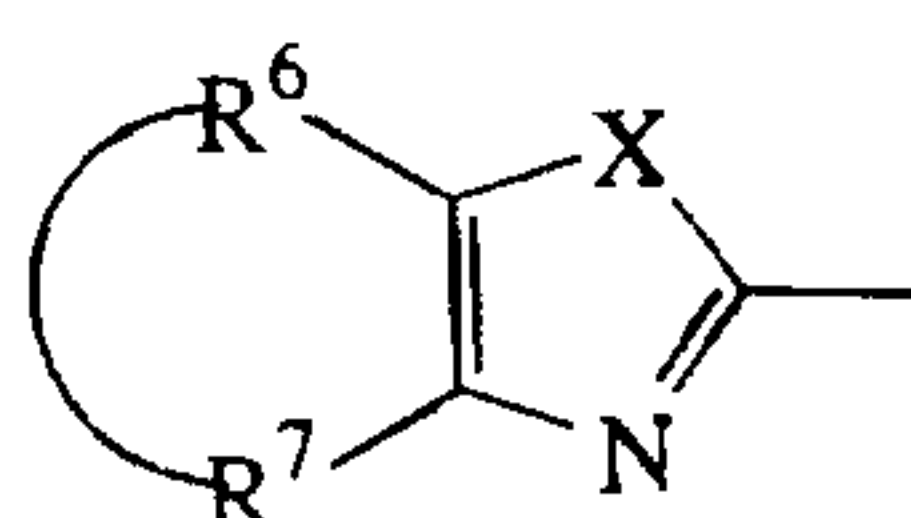
group consisting of pyridinyl, pyridazinyl, pyrimidinyl, pyrazinyl, quinolinyl, isoquinolinyl, purinyl, phtalazinyl, cinnolinyl, quinazolinyl and quinoxalinyl; each of said unsaturated mono- or bicyclic heterocycles may optionally be substituted with one, two or three substituents selected from hydroxy, halo, nitro, amino, C_{1-6} alkyl, hydroxy C_{1-6} alkyl, halo C_{1-6} alkyl, C_{1-6} alkyloxy, C_{1-6} alkylthio, formyl, carboxyl, mono- or di(C_{1-6} alkyl)amino, C_{1-6} alkyloxycarbonyl and aryl; or



represents a radical of formula



(a)



(b)

wherein each X independently represents NR^8 , O, S, $S(=O)$ or $S(=O)_2$; wherein R^8 is hydrogen, C_{1-6} alkyl, aryl or aryl C_{1-6} alkyl;

-48-

R^4 and R^5 each independently represent hydrogen, hydroxy, halo, cyano, nitro, amino, C_{1-6} alkyl, hydroxy C_{1-6} alkyl, halo C_{1-6} alkyl, C_{1-6} alkyloxy, formyl, carboxyl, mono- or di(C_{1-6} alkyl)amino, C_{1-6} alkyloxycarbonyl or aryl;

$-R^6-R^7-$ represents a bivalent radical of formula :

- 5 $-CR^9=CR^9-CR^9=CR^9-$ (b-1);
 $-N=CR^9-CR^9=CR^9-$ (b-2);
 $-CR^9=N-CR^9=CR^9-$ (b-3);
 $-CR^9=CR^9-N=CR^9-$ (b-4);
 $-CR^9=CR^9-CR^9=N-$ (b-5);
 10 $-CR^9=N-N=CR^9-$ (b-6);
 $-CR^9=N-CR^9=N-$ (b-7);
 $-CR^9=CR^9-N=N-$ (b-8);
 $-N=N-CR^9=CR^9-$ (b-9);
 $-N=CR^9-N=CR^9-$ (b-10);
 15 $-N=CR^9-CR^9=N-$ (b-11);
 $-CR^9=N-N=N-$ (b-12);
 $-N=CR^9-N=N-$ (b-13);
 $-N=N-CR^9=N-$ (b-14) or
 $-N=N-N=CR^9-$ (b-15);

- 20 wherein each R^9 independently represents hydrogen, hydroxy, halo, nitro, amino, C_{1-6} alkyl, hydroxy C_{1-6} alkyl, halo C_{1-6} alkyl, C_{1-6} alkyloxy, formyl, carboxyl, mono- or di(C_{1-6} alkyl)amino, C_{1-6} alkyloxycarbonyl or aryl; and

- 25 aryl represents phenyl or phenyl substituted with one, two or three substituents selected from hydroxy, halo, cyano, amino, mono- or di(C_{1-6} alkyl)amino, C_{1-6} alkyl, halo C_{1-6} alkyl, hydroxy C_{1-6} alkyl, C_{1-6} alkyloxy, formyl, carboxyl and C_{1-6} alkylcarbonyl; or two adjacent carbon atoms on said phenyl may be substituted by a single bivalent radical having the formula C_{1-12} alkanediyl or halo C_{1-12} alkanediyl.

30

2. A compound according to claim 1, wherein

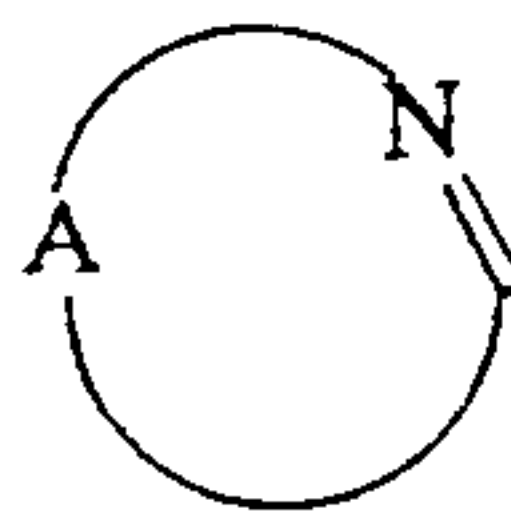
R^1 represents hydrogen, C_{1-6} alkyl or aryl;

R^2 represents hydrogen; C_{1-12} alkyl; C_{3-7} cycloalkyl; C_{2-8} alkenyl; aryl; or

- 35 C_{1-12} alkyl substituted with one or two substituents selected from C_{3-7} cycloalkyl, hydroxy, C_{1-4} alkyloxy, cyano, amino, mono- and di(C_{1-4} alkyl)amino, mono- and di(aryl)amino, aryl C_{1-4} alkylamino, (C_{1-4} alkyl)(aryl C_{1-4} alkyl)amino, pyrrolidinyl, piperidinyl, piperazinyl,

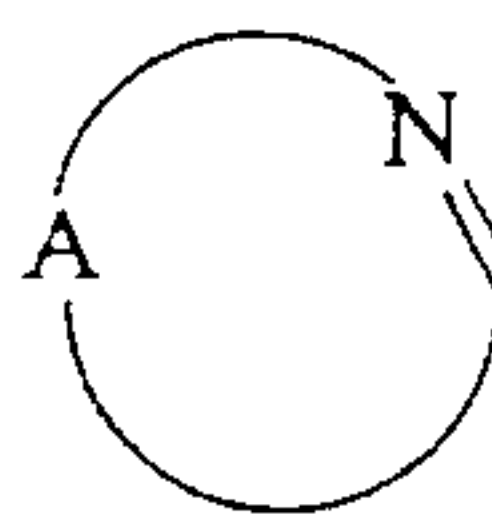
-49-

morpholinyl, perhydro-azepinyl, carboxyl, C₁₋₄alkyloxycarbonyl, aminocarbonyl, mono- and di(C₁₋₄alkyl)aminocarbonyl, aryl, aryloxy and arylthio;



represents an unsaturated mono- or bicyclic heterocycle selected from the

- 5 group consisting of 2-pyridinyl, 3-pyridazinyl, 2-pyrimidinyl, 4-pyrimidinyl, 2-pyrazinyl, 2-quinolinyl, 1-isoquinolinyl, 3-isoquinolinyl, 1-phtalazinyl, 3-cinnolinyl, 2-quinazolinyl, 4-quinazolinyl and 2-quinoxaliny; each of said unsaturated mono- or bicyclic heterocycles may optionally be substituted with one, two or three substituents selected from hydroxy, halo, nitro, amino,
- 10 C₁₋₆alkyl, hydroxyC₁₋₆alkyl, haloC₁₋₆alkyl, C₁₋₆alkyloxy, formyl, carboxyl, mono- or di(C₁₋₆alkyl)amino, C₁₋₆alkyloxycarbonyl and aryl; or



represents a radical of formula (a) or (b) wherein R⁴ and R⁵ each

- independently represent hydrogen, hydroxy, halo, nitro, amino, C₁₋₆alkyl, hydroxyC₁₋₆alkyl, haloC₁₋₆alkyl, C₁₋₆alkyloxy, formyl, carboxyl, mono- or
- 15 di(C₁₋₆alkyl)amino, C₁₋₆alkyloxycarbonyl or aryl.

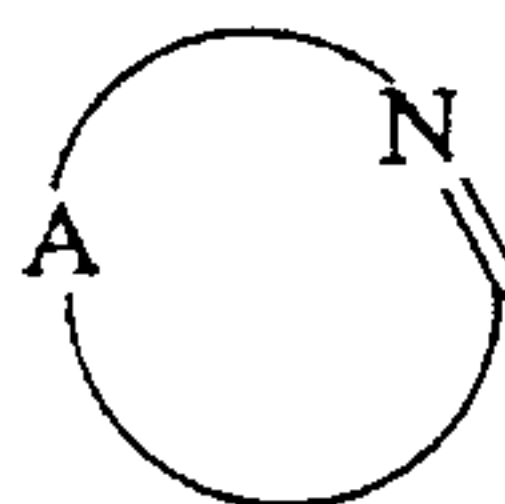
3. A compound according to claim 1, wherein

R¹ represents hydrogen, hydroxy, C₁₋₆alkyl;

- 20 R² represents hydrogen; C₁₋₁₂alkyl; C₃₋₇cycloalkyl; pyrrolidinyl optionally substituted with C₁₋₄alkyl or C₁₋₄alkyloxycarbonyl; aryl; or C₁₋₁₂alkyl substituted with one or two substituents selected from hydroxy, C₁₋₄alkyloxy, mono- and di(C₁₋₄alkyl)amino, (C₁₋₄alkyl)(arylC₁₋₄alkyl)amino, C₁₋₄alkyloxycarbonyl, morpholinyl, piperidinyl, piperazinyl optionally substituted with C₁₋₄alkyl, and aryloxy;

25 R³ represents hydrogen and C₁₋₆alkyl;

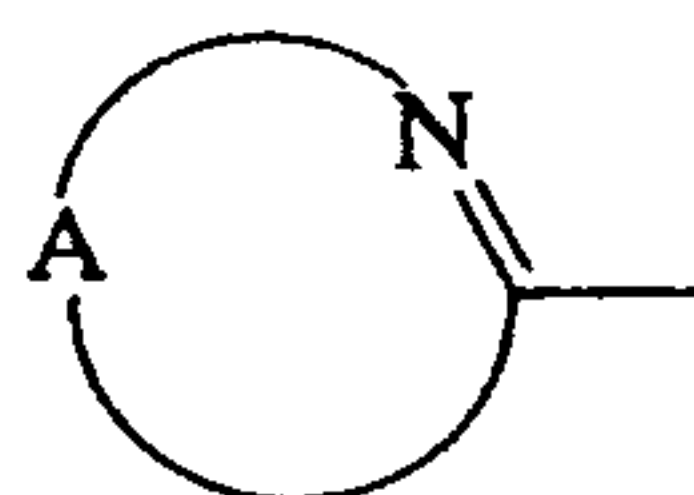
Het represents imidazolyl optionally substituted with C₁₋₆alkyl; pyridinyl or triazolyl;



represents 2-pyridinyl optionally substituted with hydroxyC₁₋₆alkyl,

- 30 formyl or C₁₋₆alkyloxycarbonyl; 2-quinoxaliny; 1-isoquinolinyl; 2-quinolinyl; 3-pyridazinyl optionally substituted with C₁₋₆alkyl; purinyl; 2-pyrazinyl; 1-phtalazinyl; 4-quinazolinyl optionally substituted with aryl; 2-pyrimidinyl; 4-pyrimidinyl optionally substituted with C₁₋₆alkylthio; or

-50-

 represents a radical of formula (a) or (b), wherein :

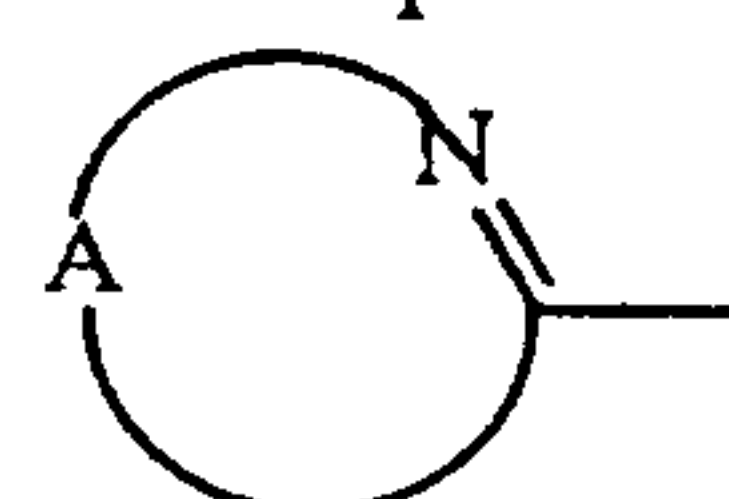
X represents NH, O or S;

R⁴ and R⁵ each independently represent hydrogen, hydroxy, nitro, cyano, amino, C₁₋₆alkyl or aryl;

5 -R⁶-R⁷- represents a bivalent radical of formula (b-1), (b-2) or (b-10), wherein each R⁹ independently represents hydrogen, C₁₋₆alkyl, hydroxy, halo, amino, haloC₁₋₆alkyl or C₁₋₆alkyloxy.

10 4. A compound according to claim 1 or 2, wherein Het is 1-imidazolyl optionally substituted with C₁₋₆alkyl or aryl; 2-imidazolyl optionally substituted with C₁₋₆alkyl; 5-imidazolyl optionally substituted with C₁₋₆alkyl; 1,3,4-triazol-1-yl and 1,2,4-triazol-1-yl.

5. A compound according to any one of claims 1 to 4, wherein

15  represents a radical of formula (b), wherein

X represents O or S; and

-R⁶-R⁷- represents a bivalent radical of formula (b-1).

20 6. A compound according to any one of claims 1 to 5, wherein R² represents C₁₋₁₂alkyl; C₃₋₇cycloalkyl; aryl or C₁₋₁₂alkyl substituted with mono- or di(C₁₋₄alkyl)amino, C₁₋₄alkyloxycarbonyl or aryloxy.

7. A compound according to claim 1, wherein the compound is

25 N-[4-[2-ethyl-1-(1*H*-imidazol-1-yl)butyl]phenyl]-2-benzothiazolamine;
 N-[4-[2-ethyl-1-(1*H*-1,2,4-triazol-1-yl)butyl]phenyl]-2-benzoxazolamine;
 N-[4-[2-ethyl-1-(1*H*-1,2,4-triazol-1-yl)butyl]phenyl]-2-benzothiazolamine;
 N-[4-[2-(dimethylamino)-1-(1*H*-imidazol-1-yl)propyl]phenyl]-2-benzothiazolamine;
 N-[4-[2-(dimethylamino)-1-(1*H*-1,2,4-triazol-1-yl)propyl]phenyl]-2-benzothiazolamine;
 N-[4-[2-ethyl-1-(1*H*-imidazol-1-yl)butyl]phenyl]-2-benzoxazolamine;
 30 N-[4-[2-ethyl-1-(1*H*-imidazol-1-yl)butyl]phenyl]-6-methoxy-2-benzothiazolamine;
 N-[4-[2-(dimethylamino)-1-(1*H*-imidazol-1-yl)-2-methylpropyl]phenyl]-2-benzothiazolamine;
 N-[4-[2-(dimethylamino)-2-methyl-1-(1*H*-1,2,4-triazol-1-yl)propyl]phenyl]-2-benzothiazolamine;
 35 N-[4-[cyclohexyl(1*H*-imidazol-1-yl)methyl]phenyl]-2-benzothiazolamine;

-51-

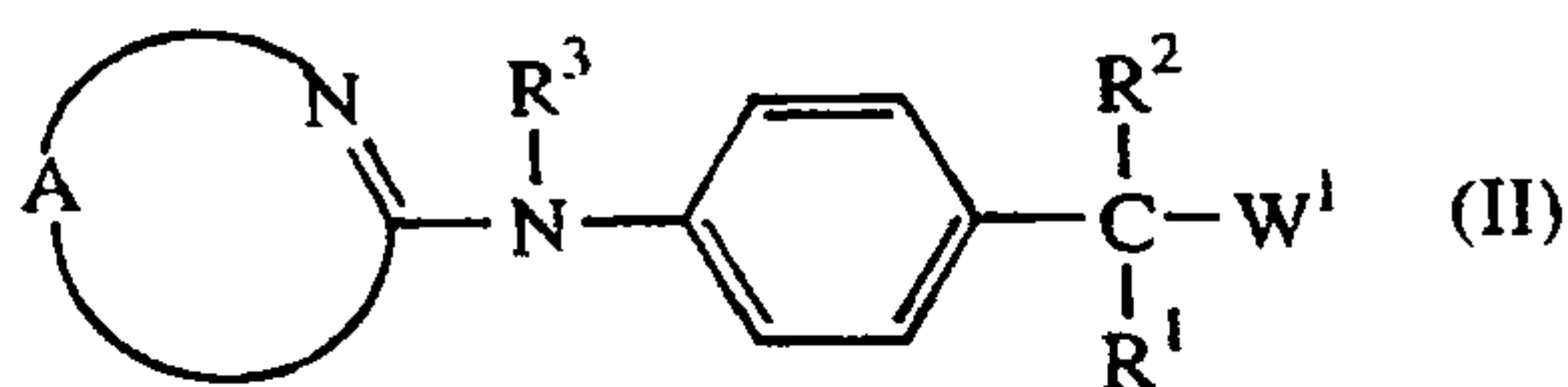
N-[4-[cyclohexyl(1*H*-1,2,4-triazol-1-yl)methyl]phenyl]-2-benzothiazolamine, a *N*-oxide, a stereochemically isomeric form or a pharmaceutically acceptable addition salt thereof.

5 8. A composition comprising a pharmaceutically acceptable carrier and a compound as defined in any one of claims 1 to 7.

10 9. A process of preparing a composition as claimed in claim 8, wherein a pharmaceutically acceptable carrier is intimately mixed with the compound as defined in any one of claims 1 to 7.

10. A compound as defined in any one of claims 1 to 7 for use as a medicine.

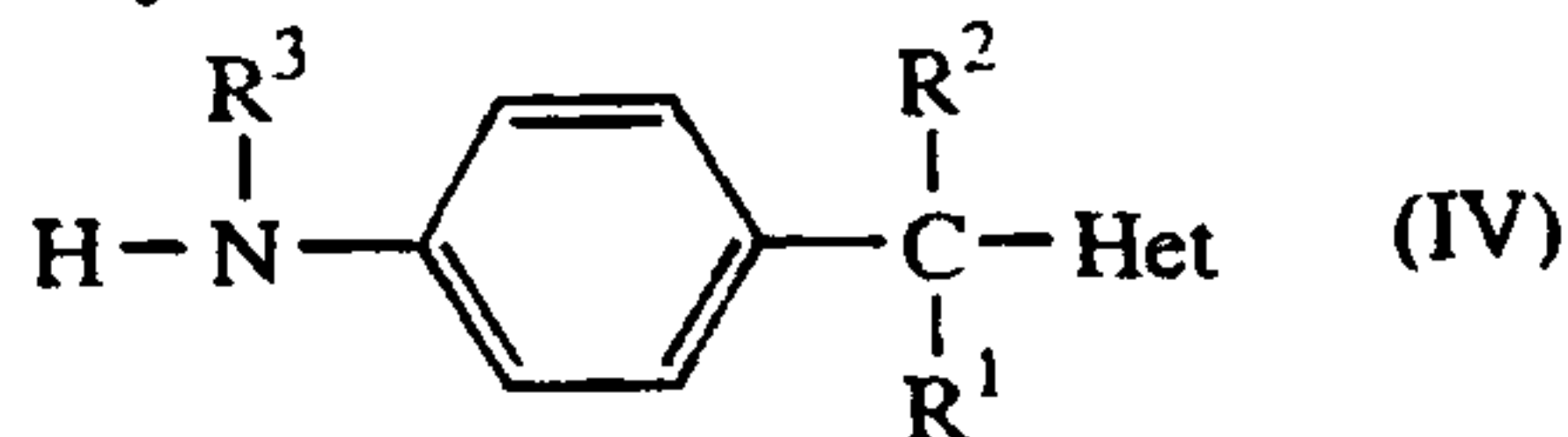
15 11. A process of preparing a compound as claimed in claim 1, characterized by
a) reacting an intermediate of formula (II)



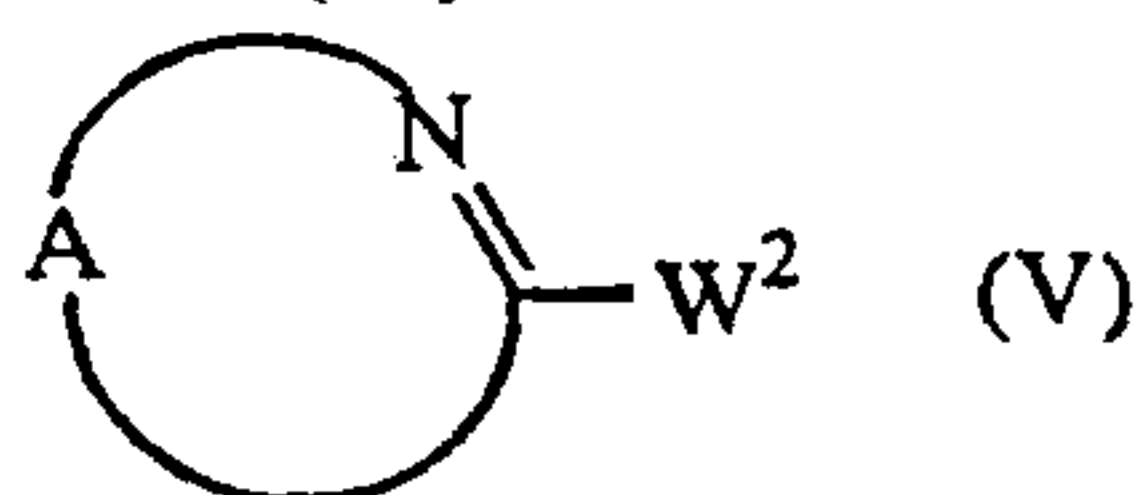
wherein R^1 to R^3 and $\text{A} \text{---} \text{N} \text{---}$ are defined as in claim 1, and W^1 is an

20 appropriate leaving group, with Het-H (III) or a functional derivative thereof, wherein Het is defined as in claim 1, in a reaction-inert solvent and in the presence of a suitable base, and optionally, in the presence of triphenylphosphine and diethyl azodicarboxylate, or a functional derivative of any of said reagents;

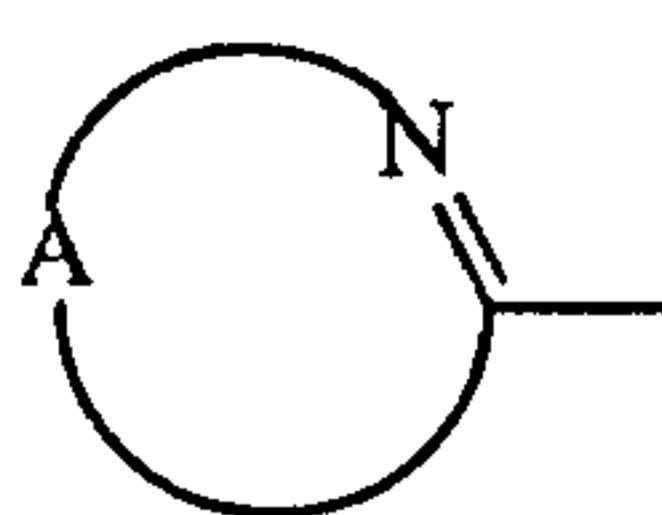
b) *N*-alkylation of an intermediate of formula (IV)



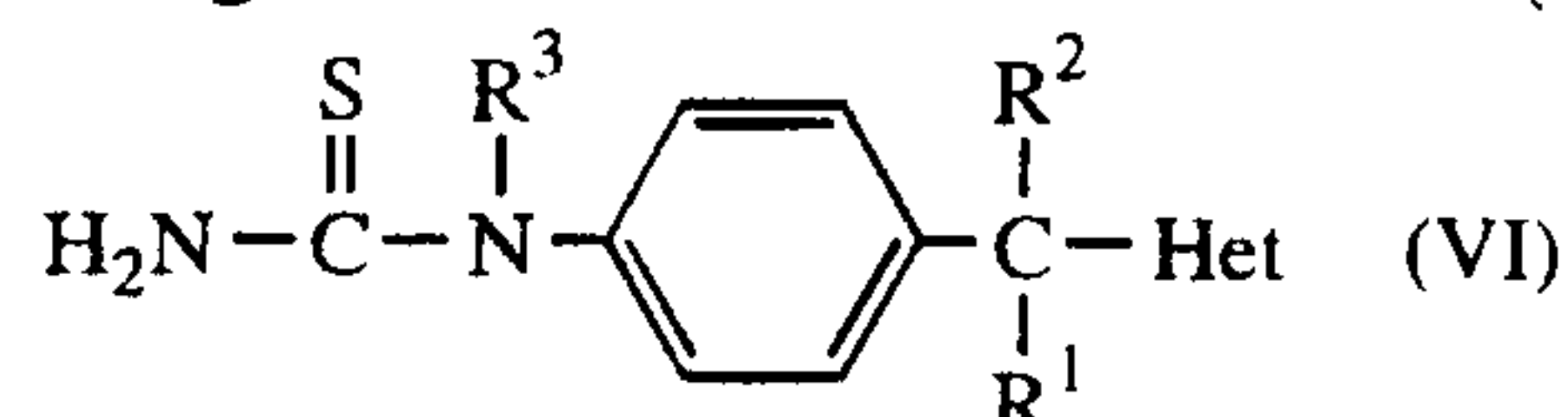
25 wherein R^1 to R^3 and Het are defined as in claim 1, with an intermediate of formula (V)



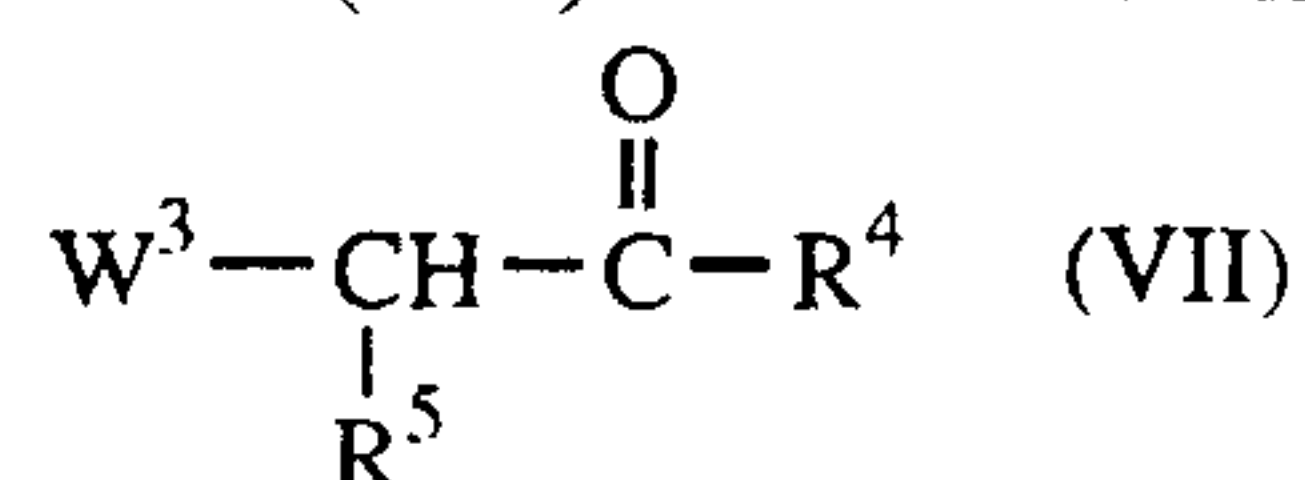
-52-

wherein  is defined as in claim 1 and W² is an appropriate leaving group, in a reaction-inert solvent;

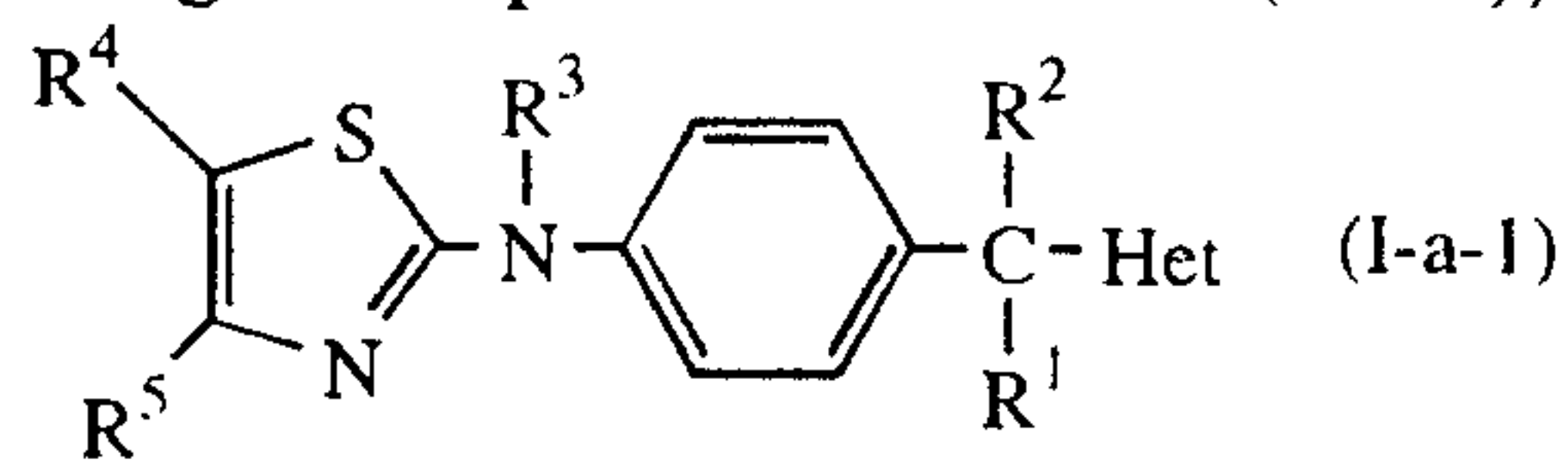
c) reacting an intermediate of formula (VI)



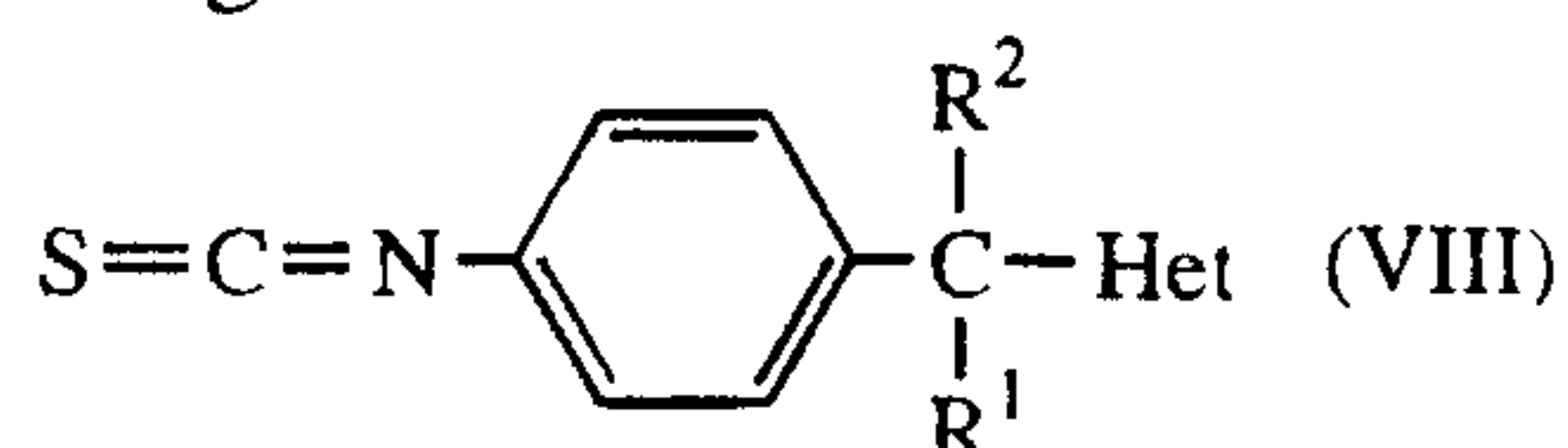
5 wherein R¹ to R³ and Het are defined as in claim 1, with an intermediate of formula (VII) or a functional derivative thereof,



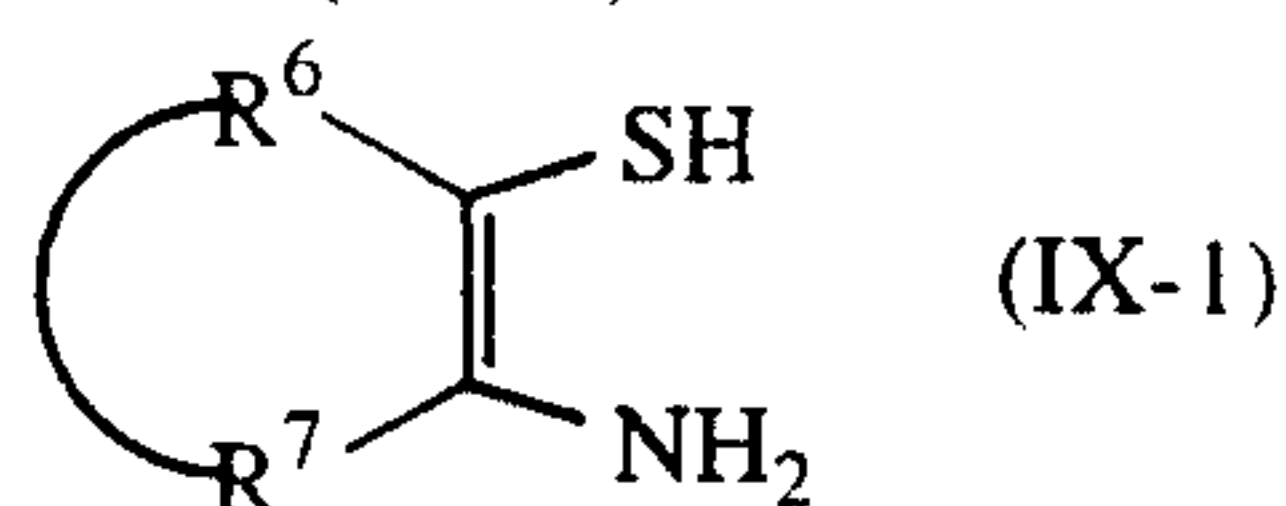
10 wherein R⁴ and R⁵ are defined as in claim 1 and W³ is an appropriate leaving group, in a reaction-inert solvent and optionally in the presence of an acid; thus forming a compound of formula (I-a-1);



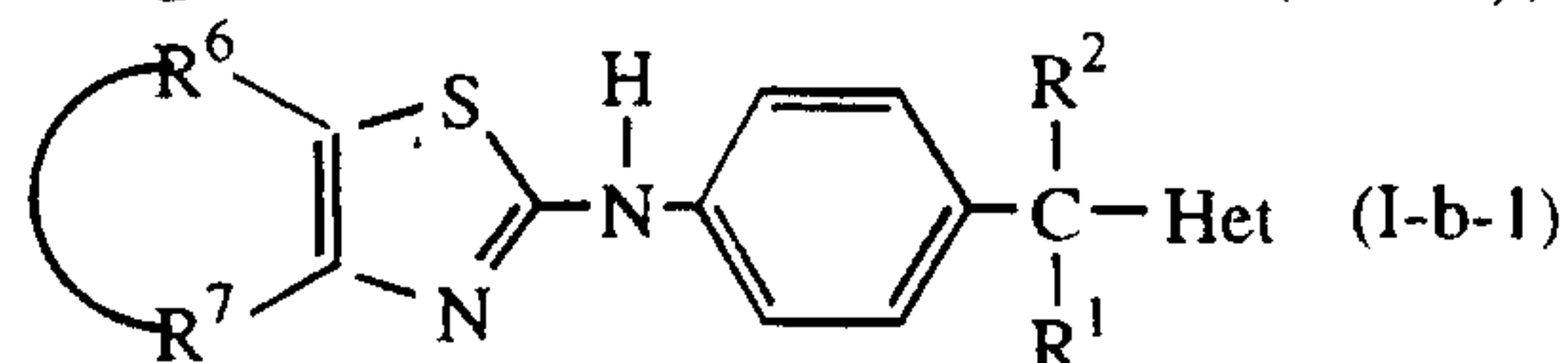
d) reacting an intermediate of formula (VIII)



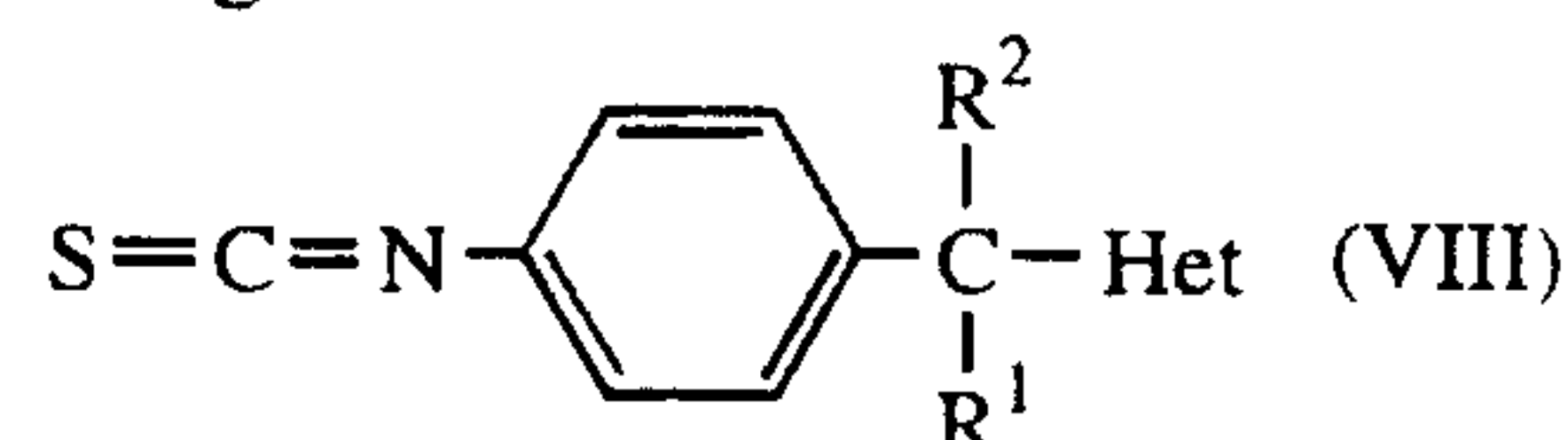
15 wherein R¹, R² and Het are defined as in claim 1, with an intermediate of formula (IX-1)



wherein -R⁶-R⁷- is defined as in claim 1, in a reaction-inert solvent; thus forming an intermediate of formula (I-b-1);

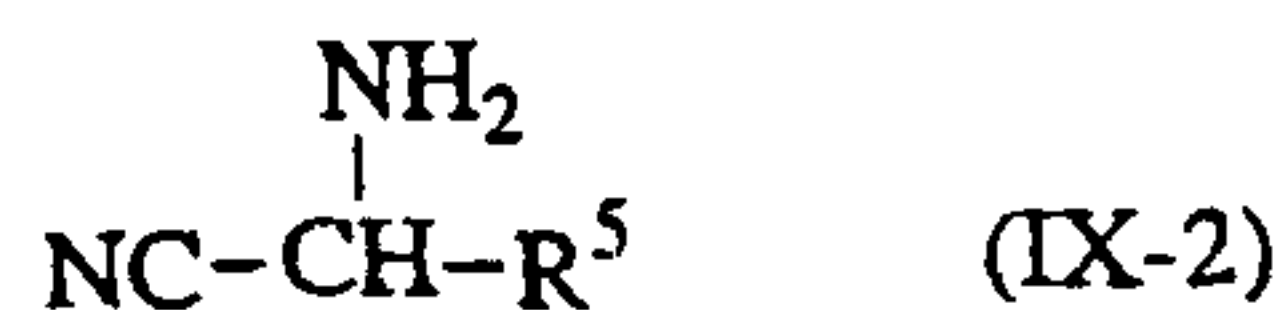


20 e) reacting an intermediate of formula (VIII)

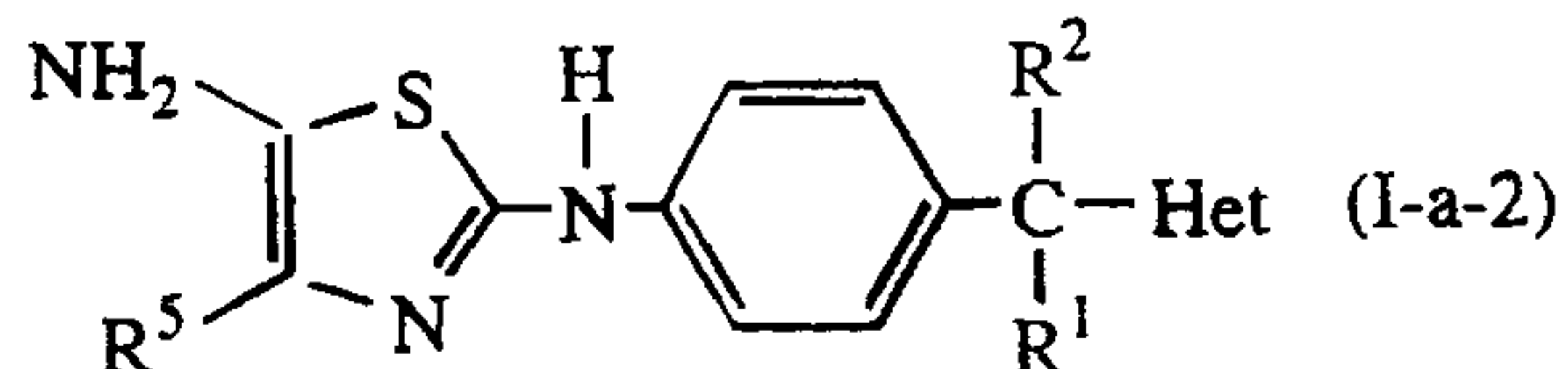


wherein R¹, R² and Het are defined as in claim 1, with an intermediate of formula (IX-2)

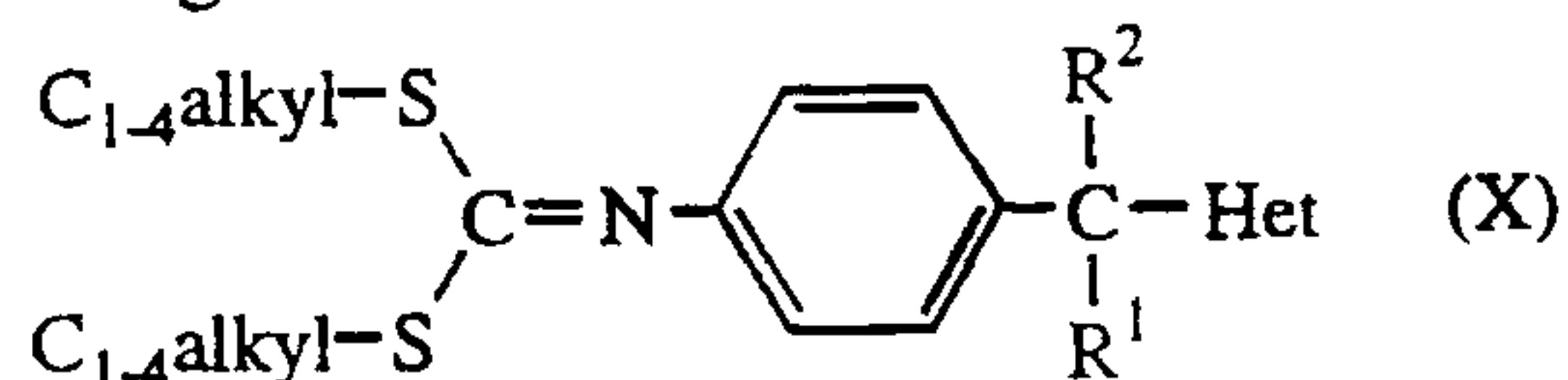
-53-



wherein $-\text{R}^5$ is defined as in claim 1, in a reaction-inert solvent; thus forming an intermediate of formula (I-a-2);



- 5 f) reacting an intermediate of formula (X)



wherein R^1 , R^2 and Het are defined as in claim 1, with an intermediate of formula (IX-1) in a reaction-inert solvent and in the presence of a suitable base; thus forming a compound of formula (I-b-1);

- 10 g) reacting an intermediate corresponding to a compound of formula (I) wherein R^1 and R^2 together with the carbon atom to which they are attached form a carbonyl group, with Het-H (III) or a functional derivative thereof whereby Het is defined as in claim 1, in the presence of an appropriate reagent, in a reaction-inert solvent, and optionally in the presence of chlorotriethylsilane; thus
15 forming a compound of formula (I) wherein R^1 is hydroxy;

- h) reacting an intermediate corresponding to a compound of formula (I) wherein R^2 is $\text{L-C}_{1-12}\text{alkyl}$ wherein L is an appropriate leaving group, with $\text{C}_{1-4}\text{alkylO}^- \text{M}^+$ wherein M^+ is a suitable metal ion, in a suitable solvent; thus forming a compound of formula (I) wherein R^2 is $\text{C}_{1-4}\text{alkyloxyC}_{1-12}\text{alkyl}$;

or

- 20 i) reducing an intermediate corresponding to a compound of formula (I) wherein said R^2 is connected to the carbon atom bearing the R^2 substituent by a double bond using a suitable reducing agent, in a suitable solvent; thus forming a compound of formula (I) wherein R^2 is optionally substituted $\text{C}_{1-12}\text{alkyl}$;

25 and optionally converting the compound of formula (I) into a therapeutically active non-toxic acid addition salt by treatment with an acid, or into a therapeutically active non-toxic base addition salt by treatment with a base, or conversely, converting the acid addition salt form into the free base by treatment with alkali, or converting the base addition salt into the free acid by treatment with acid; and optionally preparing
30 stereochemically isomeric forms or N-oxide forms of the compound of formula (I) or the therapeutically active non-toxic acid or base addition salt thereof.

