

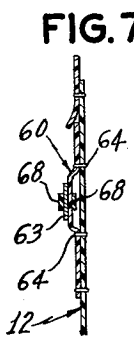
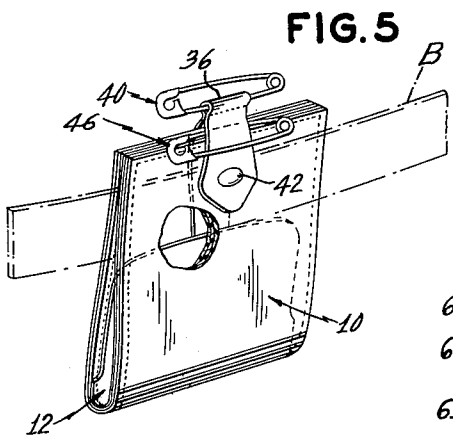
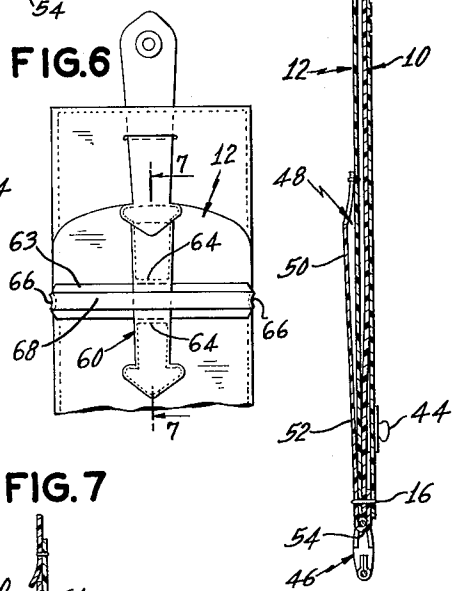
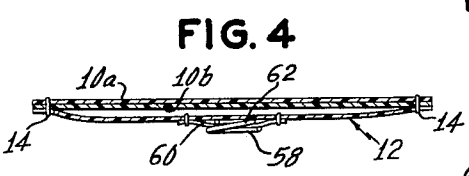
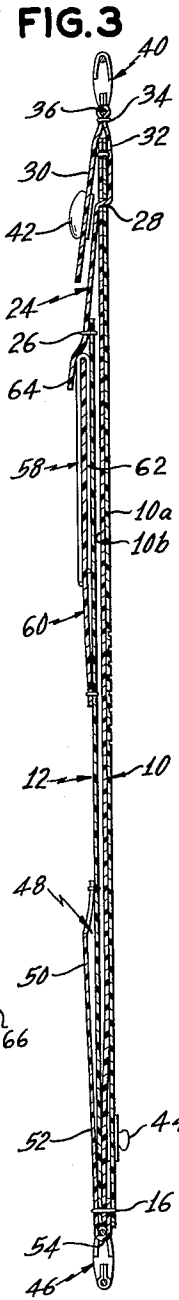
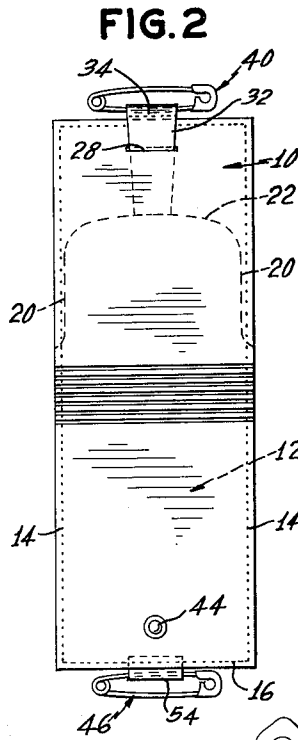
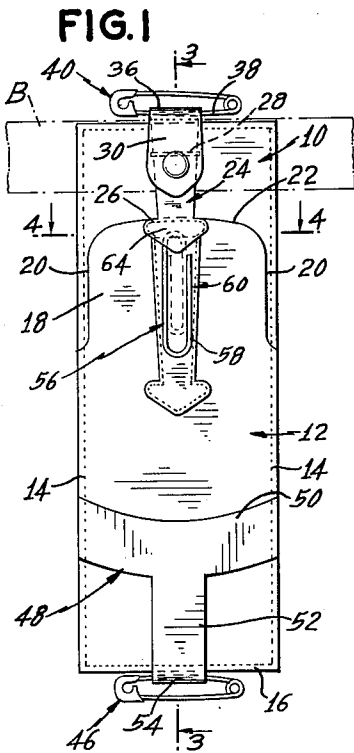
Nov. 30, 1965

L. MINTZES ETAL

3,220,452

MONEY CONTAINERS

Filed March 17, 1964



INVENTORS  
Louis Mintzes  
BY Arnold Walach  
*Harry Cohen*  
ATTORNEY

1

2

3,220,452

**MONEY CONTAINERS**

Louis Mintzes, 17 Radcliffe Road, Island Park, N.Y., and  
Arnold Walach, 198—04 56th Ave., Flushing, N.Y.

Filed Mar. 17, 1964, Ser. No. 352,485

2 Claims. (Cl. 150—38)

This invention relates to personal money containers of the type commonly known as wallets or billfolds.

One of the objects of the invention is to provide a money container which is constructed and arranged to prevent its theft or surreptitious removal from the person or the person's wearing apparel, and which is also constructed and arranged to provide ready access by the person to the contents of the container.

Another object is to provide a money container having one or more of the following features: (1) a pocket for concealing paper money and so arranged in the container that unauthorized access to said pocket is impossible or extremely difficult; (2) means for attaching the container to a belt of a person's trousers or other garment and in such a way as to enable money to be removed from the container while it remains attached to the belt; (3) the provision of an auxiliary paper money holder; and (4) improved means for attaching the money container at one or more parts thereof in a garment pocket or to any other suitable part of an article of wearing apparel.

A further object of the invention is generally to provide a money container which is of simple and inexpensive construction and which is well adapted to fulfill the above stated objects.

The invention will be more fully understood from the full description considered in connection with the accompanying illustrative drawings of the presently preferred embodiments of the invention.

In the drawings:

FIG. 1 is a view of the inner side of the money container in its unfolded condition;

FIG. 2 is a view of the outer side of the money container in its unfolded condition;

FIG. 3 is a sectional view on a larger scale taken along line 3—3 of FIG. 1;

FIG. 4 is a sectional view on a larger scale taken along line 4—4 of FIG. 1;

FIG. 5 is a perspective view of the money container in its folded condition;

FIGURE 6 is a view of the inner side of an alternative embodiment of the money container, and

FIGURE 7 is a sectional view taken along line 7—7 of FIGURE 6.

Referring now to the drawings in detail, the money container of the present invention comprises an outer wall 10 of leather, plastic, or any other suitable sheet material which is foldable along a transverse line between the opposite ends of said wall. As here shown, wall 10 comprises the superimposed layers 10a and 10b. An inner wall 12 of foldable sheet material is stitched or otherwise suitably secured to wall 10 at the side edges 14 and the edge 16 at one end of the container. An end part 18 of inner wall 12 is free from securement to wall 10, said unsecured end part being outlined by the side edges 20 and the end edge 22. A main pocket extending from the end edge 22 of wall 12 is thus provided in the container and has an access opening at said end edge 22 of wall 12.

Provision is made for releasably securing the money container in the folded condition illustrated in FIG. 5. The releasable closure means comprises a band 24 which is stitched or otherwise secured to the end edge 22 of wall 12, as indicated at 26, and which extends through an opening, here shown as a slit 28, in wall 10 externally of the money container. Band 24 has a folded portion

30 which overlies the inner side of outer wall 10. Said folded portion 30 is stitched to an underlying portion 32 of the outer end of band 24, as indicated at 34, forming an open-ended loop 36 at the external edge of the container to receive the releasable prong 38 of a suitable fastener, such as a safety pin 40. Portion 30 of the closure band 24 is provided with a snap fastener 42 releasably engageable with a companion snap fastener 44 provided on wall 10 near edge 16 thereof for releasably securing the container in the folded condition illustrated by FIG. 5.

The provision for said safety pin removably attached to the money container is, of course, for the securement of the money container to the person's garment or article of wearing apparel either within a pocket or to some other part of the garment where it is concealed from view. However, the money container may be secured in its unfolded condition by the safety pin 40 or by a garment belt being disposed between the inner side of wall 10 and the confronting part of band 24. If desired, a second safety pin 46 may be removably attached at the end of the container opposite the end at which safety pin 40 is attached, preferably in the manner hereinafter more particularly described with reference to the auxiliary money retainer member 48.

The auxiliary money retainer member 48 preferably comprises, in integral relation, a transverse band 50 stitched or otherwise secured at its opposite ends by the means which secures the side edges of walls 10 and 12 to each other, as indicated at 14, and a longitudinal part 52 which is secured to side walls 10 and 12 by the means which secures the ends of said walls to each other, as indicated at 16. The outer end of part 52 of the auxiliary retainer member is provided with an open end loop portion 54 to receive the releasable prong of the safety pin 46.

The money container is provided with means for releasably securing money which is disposed in the auxiliary retainer member 48, said releasable securing means comprising a spring metal clip 56 which can be a simple well known paper clip. It has a part 58 disposed outwardly of the clip retaining pocket 60, which is secured to inner wall 12 and an inner part 62 which extends into pocket 60 through a top opening thereof, as clearly shown by FIG. 3. Band 24 has an inner free portion 64 which overlies the opening of pocket 60 for releasably retaining clip 56 in position. It will be understood that clip 56 cooperates with auxiliary retainer member 48 for releasably holding paper money in the container, it being intended that one or two bills of small denomination will be thus made available for ready removal from the container. For this purpose the readily accessible money would be inserted between retainer 48 and inner wall 12 and between clip 56 and clip retaining pocket 60.

The form of the invention illustrated by FIGS. 6 and 7 is the same as that shown by FIGS. 1 to 5 except that the money-retaining clip 56 shown in FIGS. 1 and 2 is replaced by a flat strip 63 of relatively stiff material, for example aluminum or plastic, which is positioned between the wall 12 and member 60 between the lines of stitching 64. Strip 63 is provided with a notch 66 in each of its opposite ends and a rubber band 68 is held in said notches. It will be understood that the readily accessible money would be inserted between the retainer 48 and the part of the rubber band 68 which overlies the strip 63 and the member 60.

While we have shown and described the preferred embodiment of the invention, it will be understood that the invention may be embodied otherwise than as herein specifically illustrated or described, and that certain changes in the form and arrangement of parts and in the

specific manner of practicing the invention may be made without departing from the underlying idea or principles of this invention within the scope of the appended claims.

What is claimed is:

1. A personal money container comprising an outer wall and an inner wall defining a pocket for paper money, said walls being foldable about a transverse line between their opposite ends, said inner wall having an end part free from direct securement to said outer wall to provide said pocket with an access opening, said outer wall having an opening therethrough in the vicinity of said end part of said inner wall, and means for releasably holding paper money at the inner side of the pocket in position externally of said pocket comprising a pair of retaining members secured in position at opposite sides, respectively, of said transverse line, one of said members being T-shaped having a transverse part extending transversely of said inner wall and a longitudinal part extending from an intermediate portion of said transverse part to the secured end of said inner wall, said longitudinal part having side edges spaced from the side edges of said inner wall.

2. A personal money container comprising an outer wall and an inner wall defining a pocket for paper money, said walls being foldable about a transverse line between their opposite ends, said inner wall having an end part free from direct securement to said outer wall to provide

said pocket with an access opening, said outer wall having an opening therethrough in the vicinity of said end part of said inner wall, and means for releasably holding paper money at the inner side of the pocket in position externally of said pocket comprising a pair of retaining members secured in position at opposite sides, respectively, of said transverse line, one of said members being T-shaped having a transverse part extending transversely of said inner wall and a longitudinal part extending from an intermediate portion of said transverse part to the secured end of said inner wall, said longitudinal part having an open-ended loop adjacent said secured end of the inner wall adjacent an external edge of the container to receive the releasable prong of a safety pin for securing the container to a part of the person's wearing apparel.

#### References Cited by the Examiner

##### UNITED STATES PATENTS

773,392	8/1904	Holsapple	150—38
1,525,333	2/1925	Speirs	150—42
1,832,625	11/1931	Gardner	150—39
2,575,030	11/1951	Smallman	150—38
2,595,003	4/1952	Seamon	150—38
2,651,346	9/1953	Nash	150—38

JOSEPH R. LECLAIR, *Primary Examiner.*