



US00D617322S

(12) **United States Design Patent**
Takemasa

(10) **Patent No.:** **US D617,322 S**
(45) **Date of Patent:** **** Jun. 8, 2010**

(54) **PORTABLE COMPUTER**

(75) Inventor: **Hirofumi Takemasa**, Kadoma (JP)

(73) Assignee: **Panasonic Corporation**, Kadoma-shi (JP)

(**) Term: **14 Years**

(21) Appl. No.: **29/306,544**

(22) Filed: **Apr. 10, 2008**

(30) **Foreign Application Priority Data**

Feb. 1, 2008 (JP) 2008-002222

(51) **LOC (9) Cl.** **14-02**

(52) **U.S. Cl.** **D14/346; D14/439**

(58) **Field of Classification Search** D14/341–347,
D14/390, 411, 426, 427, 431, 432, 439, 454,
D14/455, 456, 138 R, 138 AA, 138 AB, 138 AC,
D14/138 AD, 138 C, 138 G, 137, 203.7,
D14/203.3, 203.4, 203.5, 203.6, 238.1, 247,
D14/248, 250, 251, 252, 254, 496, 375, 125,
D14/126; D21/329, 330, 331, 333; D18/7;
D10/65; 345/169, 901, 905; 379/433.13,
379/910, 916, 433.04, 433.07, 433.11, 433.12;
455/556.1, 556.2, 566, 575.1, 575.3, 575.4,
455/90.3; D6/308

See application file for complete search history.

(56) **References Cited**

U.S. PATENT DOCUMENTS

D339,808 S * 9/1993 Khoo et al. D14/251
D469,762 S * 2/2003 Iwama et al. D14/341
D484,133 S * 12/2003 Liu et al. D14/375
D506,195 S 6/2005 Leveridge
6,909,424 B2 * 6/2005 Liebenow et al. 345/169
D537,441 S * 2/2007 Bruker D14/341
D558,460 S * 1/2008 Yu et al. D6/308
D571,798 S * 6/2008 Ogasawara D14/341
D594,453 S * 6/2009 Miyawaki D14/341
D595,290 S * 6/2009 Takemasa D14/346
D595,291 S * 6/2009 Takemasa D14/346

D601,353 S * 10/2009 Sadler et al. D6/308
D601,557 S * 10/2009 Wesolek D14/341
2003/0218604 A1 * 11/2003 Wood et al. 345/204

FOREIGN PATENT DOCUMENTS

JP D1167903 S 3/2003
JP D1171386 S 4/2003
JP D1175904 S 6/2003
JP D1176837 S 6/2003
JP D1178496 S 7/2003
JP D1178678 7/2003
JP D1179350 S 7/2003
JP D1179351 S 7/2003
JP D1179857 S 7/2003
JP D1184963 S 9/2003
JP D1186898 S 10/2003
JP D1187520 S 10/2003

(Continued)

Primary Examiner—Jennifer Rivard

Assistant Examiner—Angela J Lee

(74) *Attorney, Agent, or Firm*—Christensen O'Connor
Johnson Kindness PLLC

(57) **CLAIM**

The ornamental design for a portable computer, as shown and described.

DESCRIPTION

FIG. 1 is a perspective view of the front, right side and top plan view of a portable computer showing my new design;

FIG. 2 is a front view thereof;

FIG. 3 is a top plan view thereof;

FIG. 4 is a left side view thereof;

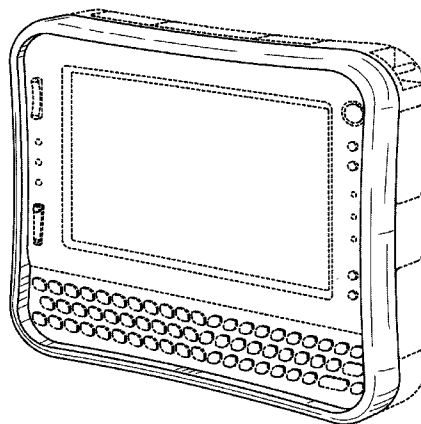
FIG. 5 is a right side view thereof;

FIG. 6 is a bottom view thereof; and,

FIG. 7 is a rear view thereof.

The elements shown in broken lines are for illustrative purposes only and form no part of the claimed design.

1 Claim, 4 Drawing Sheets



US D617,322 S

Page 2

FOREIGN PATENT DOCUMENTS

JP	D1187554 S	10/2003
JP	D1188021 S	10/2003
JP	D1189007 S	11/2003
JP	D1212545 S	7/2004
JP	D1217831 S	9/2004

JP	D1224642 S	12/2004
JP	D1225623 S	12/2004
JP	D1246384 S	8/2005
JP	D1246869 S	8/2005
JP	D1269032 S	1/2006

* cited by examiner

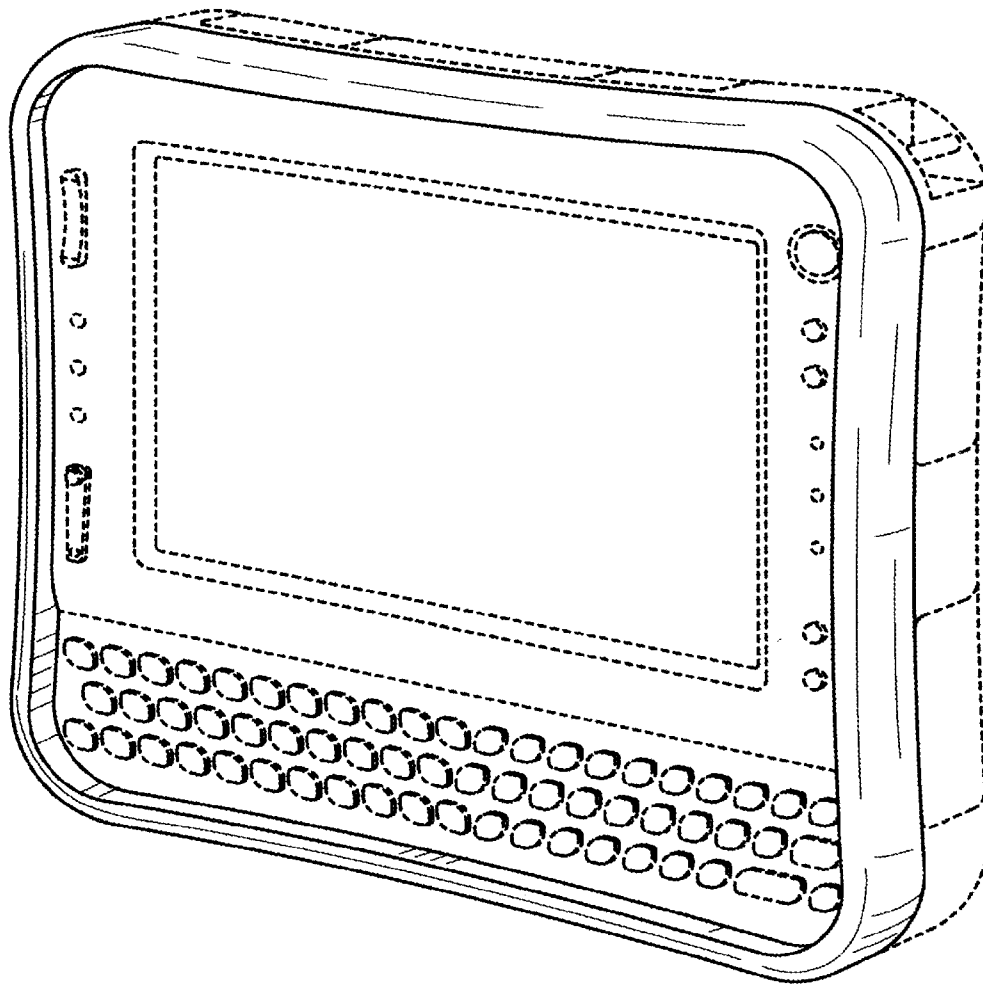


Fig.1.




Fig.2.

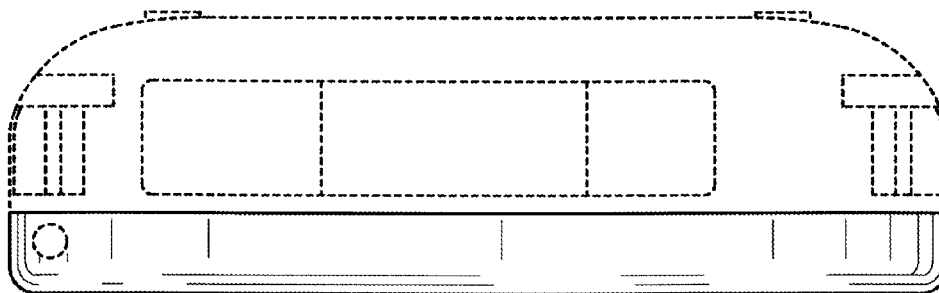


Fig.3.

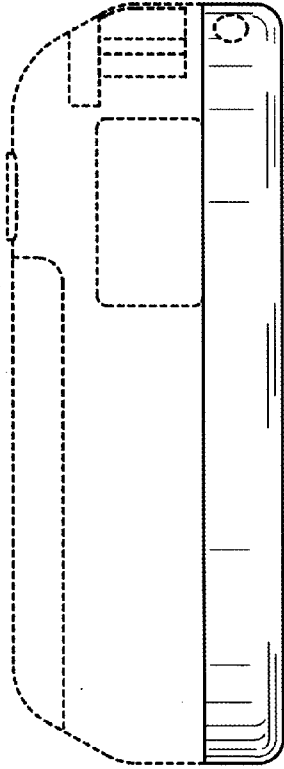


Fig. 4.

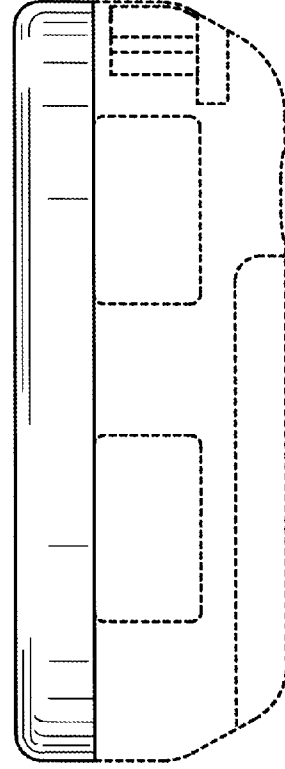


Fig. 5.

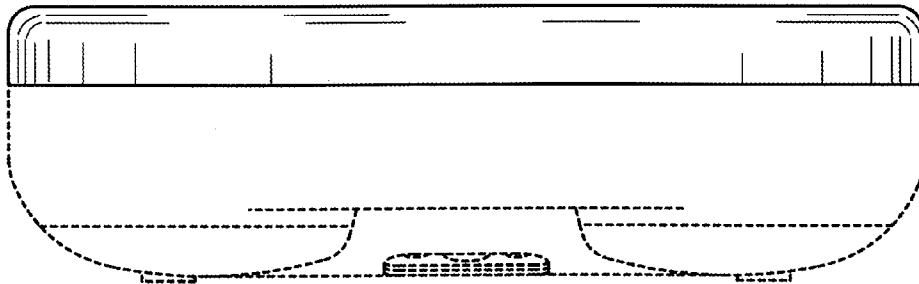


Fig. 6.

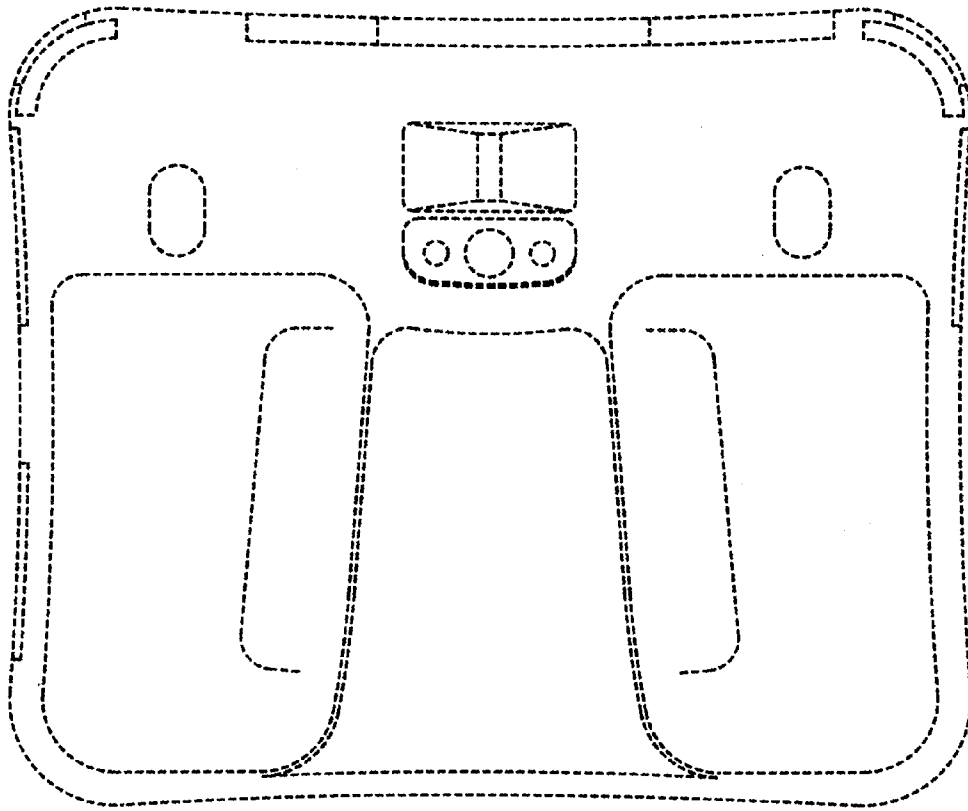


Fig. 7.