

(19) World Intellectual Property Organization
International Bureau



(43) International Publication Date
3 July 2003 (03.07.2003)

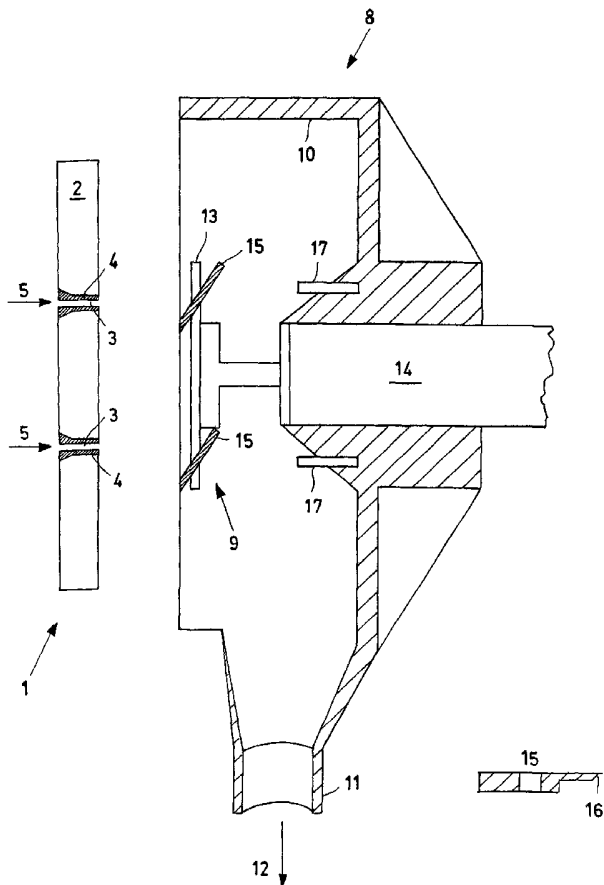
PCT

(10) International Publication Number
WO 03/053650 A1


- (51) International Patent Classification⁷: **B29C 44/34**, B29B 9/06, B29C 47/30, 47/86
- (21) International Application Number: PCT/EP02/13785
- (22) International Filing Date: 5 December 2002 (05.12.2002)
- (25) Filing Language: English
- (26) Publication Language: English
- (30) Priority Data:
MI2001A002708
20 December 2001 (20.12.2001) IT
- (71) Applicant (for all designated States except US):
POLIMERI EUROPA S.P.A. [IT/IT]; Via E. Fermi 4, I-72100 Brindisi (IT).
- (72) Inventor; and
(75) Inventor/Applicant (for US only): **CASALINI, Alessandro** [IT/IT]; Viale Hermada 10, I-46100 Mantova (IT).
- (74) Agents: **DE GREGORI, Antonella** et al.; Ing. Barzano' & Zanardo Milano S.p.A., Via Borgonuovo, 10, I-20121 Milan (IT).
- (81) Designated States (national): AE, AG, AL, AM, AT, AU, AZ, BA, BB, BG, BR, BY, BZ, CA, CH, CN, CO, CR, CU, CZ, DE, DK, DM, DZ, EC, EE, ES, FI, GB, GD, GE, GH, GM, HR, HU, ID, IL, IN, IS, JP, KE, KG, KP, KR, KZ, LC, LK, LR, LS, LT, LU, LV, MA, MD, MG, MK, MN, MW, MX, MZ, NO, NZ, OM, PH, PL, PT, RO, RU, SC, SD, SE, SG, SK, SL, TJ, TM, TN, TR, TT, TZ, UA, UG, US, UZ, VC, VN, YU, ZA, ZM, ZW.
- (84) Designated States (regional): ARIPO patent (GH, GM, KE, LS, MW, MZ, SD, SL, SZ, TZ, UG, ZM, ZW),

[Continued on next page]

(54) Title: DEVICE FOR THE HOT GRANULATION OF THERMOPLASTIC POLYMERS



(57) Abstract: Device for the hot granulation of thermoplastic polymers, optionally expandable, which comprises: a) a die (1) containing a series of small plates (6), equipped with a series of extrusion holes, and a plurality of feeding ducts (3) situated inside the die body (2) in correspondence with the perforated small plates (6), lined with a material having a high thermal conductivity (4); b) a cutting chamber comprising a set of spraying nozzles (17) which create a jet of drops of a thermostat-regulating liquid for cooling the cut granules; c) a cutting system comprising a cutting plate (13) supporting a set of knives (15) arranged so that the cutting profile of the knife is radial with respect to the die.



WO 03/053650 A1



Eurasian patent (AM, AZ, BY, KG, KZ, MD, RU, TJ, TM),
European patent (AT, BE, BG, CH, CY, CZ, DE, DK, EE,
ES, FI, FR, GB, GR, IE, IT, LU, MC, NL, PT, SE, SI, SK,
TR), OAPI patent (BF, BJ, CF, CG, CI, CM, GA, GN, GQ,
GW, ML, MR, NE, SN, TD, TG).

For two-letter codes and other abbreviations, refer to the "Guidance Notes on Codes and Abbreviations" appearing at the beginning of each regular issue of the PCT Gazette.

Published:

— *with international search report*

DEVICE FOR THE HOT GRANULATION OF THERMOPLASTIC POLYMERS

5

The present invention relates to a device for the hot granulation of thermoplastic polymers.

10 More specifically, the present invention relates to a device for the hot granulation of thermoplastic polymers, for example vinylaromatic polymers, optionally expandable.

Even more specifically, the present invention relates to a device for the hot granulation of polystyrene and ex-
15 pandable polystyrene.

Devices for the granulation of thermoplastic polymers, known in literature, generally comprise:

- a die, consisting of a heated perforated body;
- a cutting and collecting chamber of the granules which,
20 for expandable polymers, can be maintained under pressure;
- a cutting system essentially consisting of a rotating drive shaft, a blade-holder disk supported on the drive shaft and a positioning device of the blades against the
25 external side of the die;

- a feeding and distribution system of a thermostat-regulated fluid, generally water, in the cutting chamber to cool and discharge the cut granules.

The thermoplastic material in the molten state is extruded through the holes of the die, is cut as it leaves the die by the rotating blades and the granules thus obtained are cooled and removed by means of the thermostat-regulated liquid.

Various head cutting granulation devices are known, however, in their practical embodiment they do not completely satisfy technological demands. For example, "dry cutting" granulation devices are known, which create the partialization of the polymeric flow leaving the die by the action of blades and the removal of the granule thus formed due to centrifugal effect, whereas the cooling phase is prevalently obtained with a fluid ring (for example water or air). These devices, however, are not only unable to guarantee high flow-rates, especially in the presence of high viscosity polymers, but are also not suitable for producing granules with reduced dimensions (micro-granules), due to the fact that the centrifugal effect is not adequate for removing the micro-granules from the knives.

Other granulation devices are those known as "underwater cutting" devices which guarantee greater flow-rates than the dry cutting devices but have other disadvantages

such as:

- high water-polymer thermal exchange, with the consequent necessity of high temperatures in the die or of the cutting water;
- 5 - possible cavitation phenomena behind the cutting knives if the operating pressure in the cutting chamber is not sufficiently high or if the number of revs is too high;
- long and onerous re-starting procedures, due to the stopping and restarting of the granulation caused by
10 drawbacks during the cutting, with a consequent waste of material. In addition, subsequent multiple re-activations are not possible without intervening in the cutting chamber.

Another device known and described in English patent
15 1,062,307 is that known as "spaghetti cutting" effected under a jet of water which, however, has the following disadvantages:

- the granule cut by the spaghetti is strongly oriented and consequently it is extremely difficult to prepare an
20 acceptable product by the complete elimination of the stress;
- the granule is cut at atmospheric pressure and is only partly cooled (65-70°C), it is therefore unsuitable for expandable polymers as it favours the formation of unde-
25 sired micro-expansions. The processability and structure

of these granules are not acceptable;

- the cutting system adopted prepares irregular granules as the flow-rate of the extruder can vary in relation to small variations of the functioning conditions, the density of the polymer or flow-rate of the expanding agent (pentane), in the case of expandable polymers (a fact which strongly influences the viscosity of the base). It is not possible in fact to guarantee the regularity of the cut with, for example, contrast elements coupled with the blades capable of opposing any sudden action which tends to remove the edge of the blade itself from the plate;
- the feeding channels in the die do not guarantee a uniform temperature of the polymer, causing instability in the extrusion. The temperature of the polymer in contact with the metal is in fact greater than that of the polymer inside and therefore has greater fluidity.

Granulation devices with rigid blade cutting systems are also known, which however not only produce poor-quality granules, but also cause severe wear both to the blades and die as the lubrication between these is effected by a simple film of water and is therefore not very effective.

The object of the present invention is to provide a device for the hot granulation of expandable thermoplastic polymers which overcomes the disadvantages that character-

ize the devices of the known art and which is therefore capable of guaranteeing high and constant flow-rates of the polymer, i.e. which is capable of maintaining a uniform thermal flow up to the extrusion holes in order to avoid a temperature gradient between the edge and centre of the feeding ducts of the molten polymer, which allows the production of regular granules, of any size, with internal stress which can be easily eliminated, a low wear of the blades and/or die and which can be easily re-started after interruptions.

The Applicant has now found that it is possible to achieve the above object by means of a device for the hot granulation of thermoplastic polymers, optionally expandable, which comprises:

- a) a die, consisting of a cylindrical body containing on the outer surface a plurality of small plates, equipped with a plurality of extrusion holes, and a plurality of feeding ducts of the molten polymer, situated inside the cylindrical body in correspondence with and connected to the perforated small plates, lined with a material having a high thermal conductivity;
- b) a cutting chamber comprising a set of spraying nozzles which create a jet of drops of a thermostat-regulating liquid, used for cooling and removing the cut gran-

- ules, nebulized and sprayed against the die;
- c) a cutting system comprising a cutting plate, firmly constrained to a rotating shaft, supporting a set of knives arranged so that the cutting profile of the knife is radial with respect to the surface of the die which faces said cutting system.

According to the present invention, the die is capable of guaranteeing high flow-rates of polymer in the molten state and of conveying a uniform thermal flow to the free edge of the duct, to avoid cooling the polymer in the centre of the duct. A uniform flow-rate of the extruder is thus guaranteed and consequently a homogenous size of the granules.

In order to obtain this result, the body of the die is thermostat-regulated and maintained at a temperature close to or higher than the softening point of the polymer. The thermostat-regulation can be obtained with any means known in this field, for example by means of electrical resistances or the circulation of a hot fluid in appropriate channels situated in the body of the die.

The feeding ducts of the polymer can, for example, be arranged in parallel directions with each other and with the axis of the die (substantially coinciding with the rotation shaft of the cutting system), and are lined with a metal having a thermal conductivity higher than 40 W/mK,

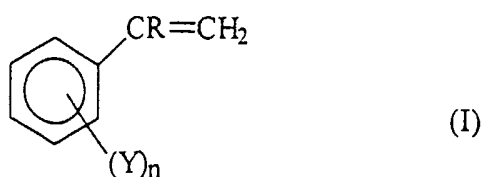
preferably higher than 100 W/mK. Examples of these metals are copper, silver, gold.

The feeding ducts draw the polymer to be granulated through perforated small plates characterized by a number of holes which varies in relation to the flow-rate to be
5 obtained. This number can be greater than or equal to 1, for example from 4 to 10. The diameter of the holes depends on the type and diameter of the granule to be prepared and is greater than 0.2 mm, typically ranging from 0.2 to 5 mm,
10 preferably from 0.3 to 1.5 mm, even more preferably from 0.4 to 1 mm.

According to an alternative embodiment of the present invention, the small plates can be eliminated and the extrusion holes arranged directly on the die in correspon-
15 dence with each feeding duct of the molten polymer.

Any thermoplastic polymer can be extruded through the die of the granulation device, object of the present invention. Typical examples are polyolefins, condensation
(co)polymers such as polycarbonates and polyesters, engi-
20 neering polymers and polymers deriving from vinylaromatic monomers, all also in expandable form.

The term "vinylaromatic monomer", as used in the present description and claims, essentially refers to a product which corresponds to the following general formula:



5

wherein R is a hydrogen or methyl group, n is zero or an integer ranging from 1 to 5 and Y is a halogen, such as chlorine or bromine, or an alkyl or alkoxy radical having from 1 to 4 carbon atoms.

10 Examples of vinylaromatic monomers having the above general formula are: styrene, α -methylstyrene, methylstyrene, ethylstyrene, butylstyrene, dimethylstyrene, mono-, di-, tri-, tetra- and penta-chlorostyrene, bromo-styrene, methoxy-styrene, acetoxy-styrene, etc. Preferred vinylaro-
15 matic monomers are styrene and α -methylstyrene.

 The vinylaromatic monomers having general formula (I) can be used alone or in a mixture of up to 50% by weight with other copolymerizable monomers. Examples of these monomers are (meth)acrylic acid, C₁-C₄ alkyl esters of
20 (meth)acrylic acid, such as methyl acrylate, methylmethacrylate, ethyl acrylate, ethylmethacrylate, isopropyl acrylate, butyl acrylate, amides and nitriles of (meth)acrylic acid such as acrylamide, methacrylamide, acrylonitrile, methacrylonitrile, butadiene, ethylene, divi-
25 nylbenzene, maleic anhydride, etc. Preferred copolymeri-

zable monomers are acrylonitrile and methacrylate.

Typical examples of thermoplastic polymers which can be granulated with the present device are polystyrene (PS), high impact polystyrene (HIPS), polyethylene (PE), polypropylene, the relative PS/PE (or HIPS/PE) alloys, SAN, ABS, 5 polymethacrylate, polycarbonate from Bisphenol-A, the relative alloys, styrene-butadiene copolymers and, in general, thermoplastic rubbers.

The above polymers can be extruded as such or an expanding agent, selected from C₃-C₆ aliphatic hydrocarbons, 10 freon, carbon dioxide, water, methyl alcohol, isopropyl alcohol or a combination of these expanding agents can be added in a quantity ranging from 1 to 10% by weight.

Inside the cutting chamber, the extruded polymer is 15 granulated by the cutting system and cooled by means of a jet of droplets of thermostat-regulating liquid, nebulized and sprayed against the die, thereby forming a mist. This liquid generally consists of water, to which antisticking agents are optionally added, or glycerin, ethylene glycol, 20 mineral oil, silicon oil, etc. or their mixtures, and is maintained at a temperature ranging from 10°C to the softening point of the polymer.

The thermostat-regulating liquid is sprayed against the die by means of spraying nozzles arranged, for example, 25 in an orthogonal and/or tangential position to the die or

fixed to the knives. The spraying nozzles are preferably arranged behind the blade-holder disk so that the surface projected by the knives regulates the flow of droplets on the die by the geometry of the knives themselves and/or the rotation rate of the blade-holder disk and/or of the sprayed drops.

The thermostat-regulating liquid is collected on the bottom of the cutting chamber, together with the cut granules which are discharged and sent for subsequent treatment, optionally with the addition of further cooling liquid.

In the case of the granulation of expandable thermoplastic polymers, the cutting chamber is under pressure to eliminate risks of pre-expansions of the granules. The operating pressures generally range from 0.11 to 10 MPa.

The cutting system essentially consists of a plate on which two or more knives are constrained. The number and dimensions of the knives can vary in relation to the number and diameter of the ducts of the die or the type of polymer to be granulated, i.e. whether it is a high or low viscosity polymer. Generally, a number of knives greater than or equal to 1, preferably ranging from 2 to 40, is used.

The knives are generally step-shaped as this guarantees a uniform wear and the knives can be bent without breaking considerably facilitating the multiple start-up

operations. Furthermore, step-shaped knives, arranged radi-
ally, not only have the purpose of effectively cutting the
polymer but also of partializing the flow of thermostat-
regulating liquid, nebulized against the die, making it in-
5 termittent and uniform.

The knives operate at a constant pressure due to the
thrust against the die maintained by a specific positioning
system such as that described, for example, in European
patent application 266,673. The positioning system allows
10 an optimum pressure to be exerted, which is sufficiently
high to guarantee a homogeneous cutting of the granules,
thus avoiding the formation of agglomerates, but not exces-
sive in order to limit the wear of the knives and die.

This ensures the qualitative constancy of the granules
15 with respect to dimensions and temperature (a constant
pressure makes the thermal exchange of the molten polymer
with the surrounding environment much more uniform and con-
stant). It is known in fact that the pressure of the poly-
mer in the die changes in relation to the heterogeneity of
20 the product in the feeding with respect to both the molecu-
lar weight and the dispersion of additives such as antioxi-
dants, waxes, dyes, inert fillers, expanding agents, etc.

The start-up of the device for the hot granulation of
thermoplastic polymers, comprises the following three
25 phases:

- i) pre-cooling of the die, by spraying it, without the polymer, with thermostat-regulating liquid or water;
- ii) heating the die for a few seconds without the thermostat-regulating liquid to reach the operating temperature, due to the partialization, also total, of the sprayed flow;
- iii) start-up, by contemporaneously feeding water and polymer.

The three phases can be repeated several times without the need to open the cutting head to optimize the percentage of open holes, up to 100% of the free holes. This procedure can be repeated at any time during the granulation operation.

The running of the granulation device, object of the present invention, can be further facilitated by the use of antisticking additives to be dosed in the thermostat-regulating liquid either in continuous or batchwise, before the formation of the jet of droplets. These additives facilitate the detachment of the beads from the knives as they form a very thin layer on the metal by preventing the gradual fouling of the blades and therefore ensuring a perfect cut also for prolonged runs.

Preferred antisticking agents according to the present invention are polysiloxanes such as polydimethylsiloxanes soluble or emulsifiable in water. The quantity of polysi-

loxane to be added to the thermostat-regulating liquid before nebulization is higher than 1 ppm, preferably from 1 to 1000 ppm, even more preferably from 10 to 100 ppm.

The device for the hot granulation of thermoplastic polymers, optionally expandable, object of the present invention, can be better understood by referring to the drawings of the enclosed figures which represent an illustrative but non-limiting embodiment thereof and wherein:

- Figure 1 represents a scheme of a flat cross-section of the die (1) substantially consisting of the cylindrical body (2) inside which there are ducts (3), lined with a material having a high thermal conductivity (4), for the feeding of the molten polymer (5). The ducts (3) extend outwards through the perforated small plates (6). Electrical resistances (7) maintain the cylindrical body of the die under correct temperature;
- Figure 2 represents a scheme of a flat cross-section of the cutting chamber (8) associated with the corresponding cutting system (9). The cutting chamber substantially comprises a container (10) which matches with the die (1), equipped with an outlet (11) from which the mixture (12) of granules mixed with the thermostat-regulating liquid is recovered. The cutting system comprises a blade-holder disk (13), facing the die (1), firmly fixed to a rotation shaft (14). The knives (15)

with the stepped cutting edge (16) arranged radially with respect to the die (1), are constrained to the blade-holder disk. Spraying nozzles (17), constrained to the rear of the container (10), are situated behind the blade-holder disk, which, fed by a high pressure pump, not illustrated in the Figure, nebulize the thermostat-regulating liquid and spray it against the die in the form of drops or micro-drops.

- Figure 3 represents a scheme of a rear section of the blade-holder disk (13) on which are arranged, for illustrative purposes only, eight knives (15) with the cutting edge radially positioned.

The device for the hot granulation of thermoplastic polymers, optionally expandable, provides the following advantages:

- optimum cooling of the granules thanks to the jet of drops of thermostat-regulating liquid;
- qualitative constancy of the granules with respect to size;
- qualitative constancy of the granules with respect to structure and processability due to the pressure cutting;
- easy activation/reactivation;
- complete use of the number of holes present on the die;
- low wear of the knives due to their stepped conformation

and the constant pressure exerted by the positioning system of the cutting system; and

- prolonged running periods, also with easier activations, due to the use of antisticking agents injected together
5 with the thermostat-regulating liquid.

10

15

20

25

CLAIMS

1. A device for the hot granulation of thermoplastic polymers, optionally expandable, which comprises:
- a) a die, consisting of a cylindrical body, containing on
5 the outer surface a plurality of small plates, equipped with a plurality of extrusion holes, and a plurality of feeding ducts of the molten polymer, situated inside the cylindrical body in correspondence with and connected to the perforated small plates,
10 lined with a material having a high thermal conductivity;
- b) a cutting chamber comprising a set of spraying nozzles which create a jet of drops of a thermostat-regulating liquid used for cooling and removing of the cut gran-
15 ules, nebulized and sprayed against the die;
- c) a cutting system comprising a cutting plate, firmly constrained to a rotating shaft, supporting a set of knives arranged so that the cutting profile of the knife is radial with respect to the surface of the die
20 which faces said cutting system.
2. The device according to claim 1, wherein the body of the die is thermostat-regulated and maintained at a temperature close to or higher than the softening point of the polymer.
- 25 3. The device according to claim 1 or 2, wherein the

feeding ducts of the molten polymer are lined with a metal having a thermal conductivity higher than 40 W/mK.

4. The device according to any of the previous claims,
5 wherein the feeding ducts draw the polymer to be granulated through perforated small plates with a number of holes greater than or equal to 1.
5. The device according to claim 4, wherein the holes have a diameter greater than 0.2 mm.
- 10 6. The device according to claim 1, wherein the extrusion holes are situated directly on the die in correspondence with each feeding duct of the molten polymer.
7. The device according to any of the previous claims,
15 wherein the thermoplastic polymer is selected from polystyrene (PS), high impact polystyrene (HIPS), polyethylene (PE), polypropylene, the relative PS/PE (or HIPS/PE) alloys, SAN, ABS, polymethylmethacrylate, polycarbonate from Bisphenol-A, the relative alloys,
20 styrene-butadiene copolymers and, in general, thermoplastic rubbers.
8. The device according to claim 7, wherein the thermoplastic polymers are extruded as such or an expanding agent, selected from C₃-C₆ aliphatic hydrocarbons, freon, carbon dioxide, water, methyl alcohol, isopropyl alcohol or a combination of these expanding agents
25

is added in a quantity ranging from 1 to 10% by weight.

9. The device according to any of the previous claims, wherein the thermostat-regulating liquid is selected from water, to which antisticking agents are optionally added, and glycerin, mineral oil or silicon oil, nebulized and sprayed in the form of drops and micro-drops against the die by one or more spraying nozzles.
10. The device according to claim 9, wherein the thermostat-regulating liquid is maintained at a temperature ranging from 10°C to the softening point of the polymer.
11. The device according to any of the previous claims, wherein the nozzles are arranged in an orthogonal and/or tangential position with respect to the die or are fixed to the knives.
12. The device according to any of the previous claims, wherein the nozzles are arranged behind the blade-holder disk.
13. The device according to any of the previous claims, wherein, in the case of the granulation of expandable thermoplastic polymers, the cutting chamber operates at a pressure ranging from 0.1 to 10 MPa.
14. The device according to any of the previous claims, wherein, the knives are greater than or equal to 1.

15. The device according to any of the previous claims,
wherein, the knives are step-shaped, with a cutting
edge which is radial with respect to the die.

5

10

1/3

Fig. 1

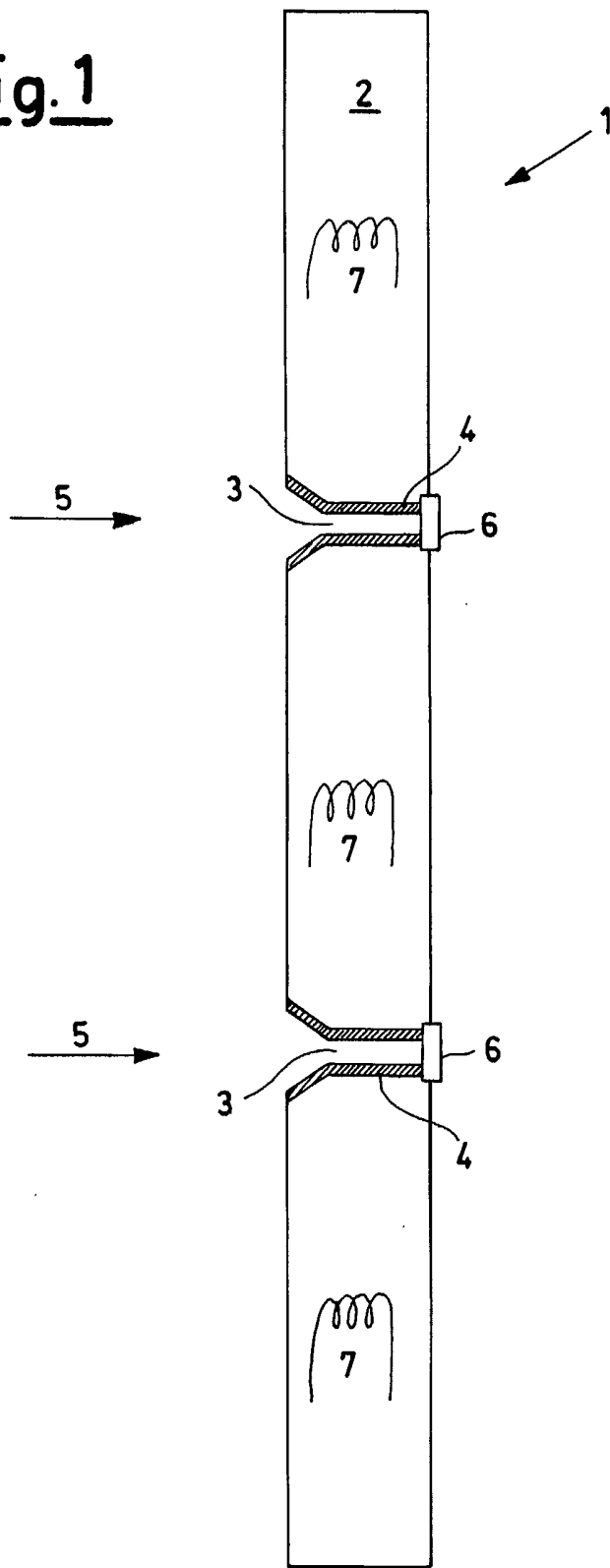
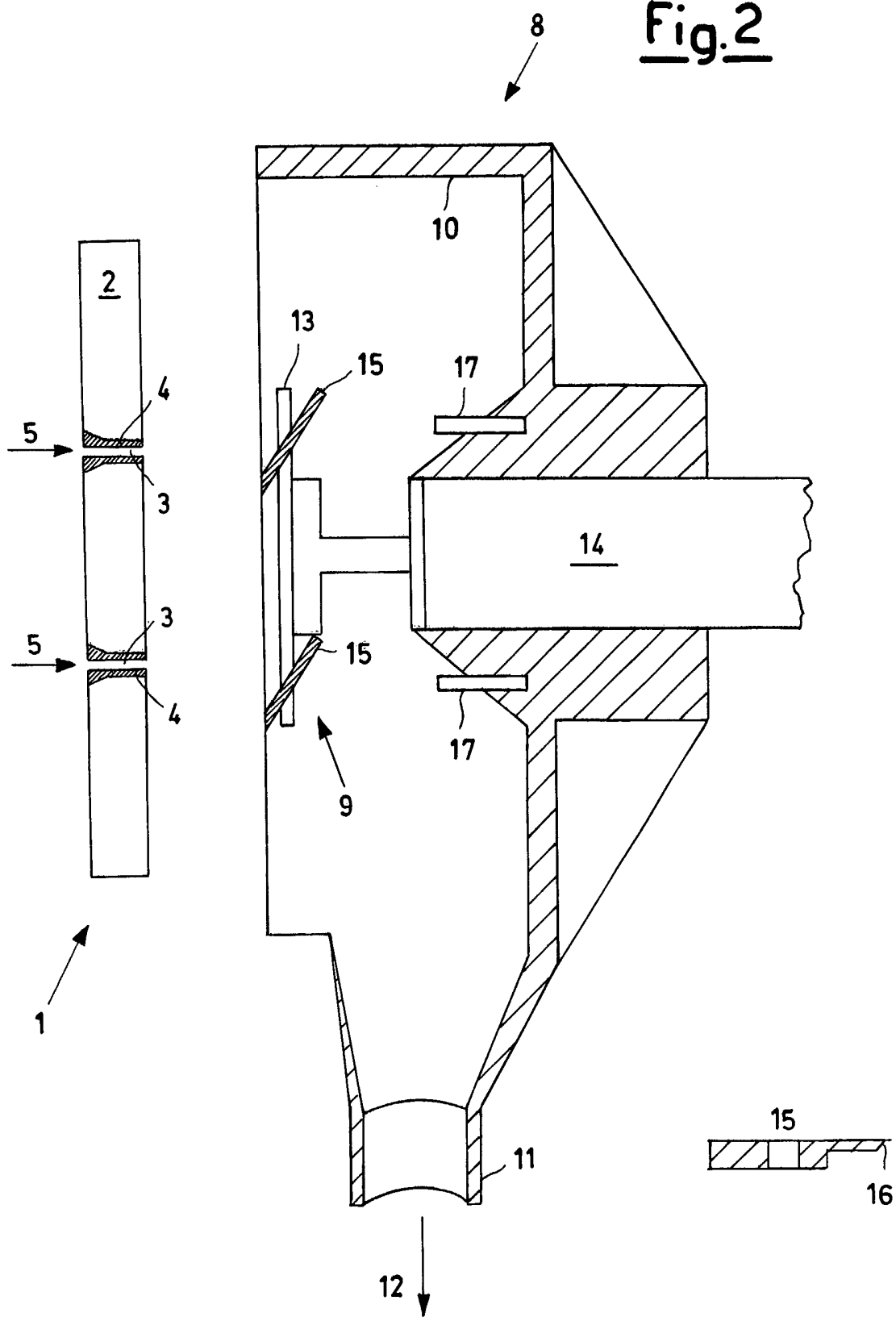


Fig.2



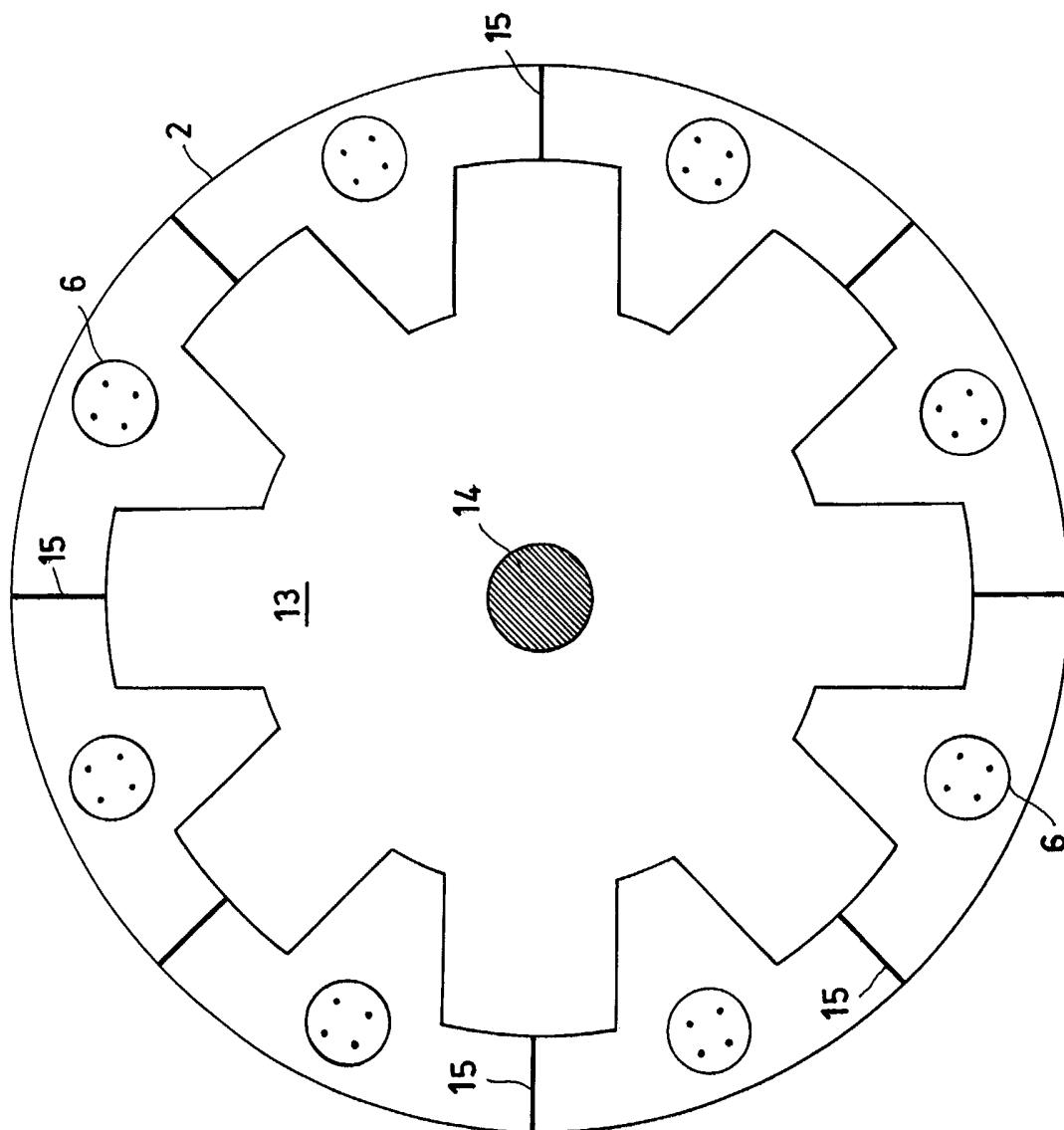


Fig. 3

INTERNATIONAL SEARCH REPORT

 In International Application No
 PCT/EP 02/13785

 A. CLASSIFICATION OF SUBJECT MATTER
 IPC 7 B29C44/34 B29B9/06 B29C47/30 B29C47/86

According to International Patent Classification (IPC) or to both national classification and IPC

B. FIELDS SEARCHED

 Minimum documentation searched (classification system followed by classification symbols)
 IPC 7 B29C B29B

Documentation searched other than minimum documentation to the extent that such documents are included in the fields searched

Electronic data base consulted during the international search (name of data base and, where practical, search terms used)

EPO-Internal

C. DOCUMENTS CONSIDERED TO BE RELEVANT

Category °	Citation of document, with indication, where appropriate, of the relevant passages	Relevant to claim No.
X	US 4 678 423 A (BERTOLOTTI FRANCO) 7 July 1987 (1987-07-07) column 1, line 27 - line 40; claims column 2 ---	1-3,6-8, 10,13,14
A	EP 0 305 862 A (GEN ELECTRIC) 8 March 1989 (1989-03-08) column 8 -column 9 ---	1,2,4-8, 10,13
A	US 3 341 892 A (MAYNER THOMAS S) 19 September 1967 (1967-09-19) figures ---	11,12
A	US 4 606 873 A (BIGLIONE GIANFRANCO ET AL) 19 August 1986 (1986-08-19) column 3 -column 5 -----	1,2,9

 Further documents are listed in the continuation of box C.

 Patent family members are listed in annex.

° Special categories of cited documents:

- *A* document defining the general state of the art which is not considered to be of particular relevance
- *E* earlier document but published on or after the international filing date
- *L* document which may throw doubts on priority claim(s) or which is cited to establish the publication date of another citation or other special reason (as specified)
- *O* document referring to an oral disclosure, use, exhibition or other means
- *P* document published prior to the international filing date but later than the priority date claimed

- *T* later document published after the international filing date or priority date and not in conflict with the application but cited to understand the principle or theory underlying the invention
- *X* document of particular relevance; the claimed invention cannot be considered novel or cannot be considered to involve an inventive step when the document is taken alone
- *Y* document of particular relevance; the claimed invention cannot be considered to involve an inventive step when the document is combined with one or more other such documents, such combination being obvious to a person skilled in the art.
- *&* document member of the same patent family

Date of the actual completion of the international search

20 March 2003

Date of mailing of the international search report

27/03/2003

Name and mailing address of the ISA

 European Patent Office, P.B. 5818 Patentlaan 2
 NL - 2280 HV Rijswijk
 Tel. (+31-70) 340-2040, Tx. 31 651 epo nl,
 Fax: (+31-70) 340-3016

Authorized officer

Pipping, L

INTERNATIONAL SEARCH REPORT

Information on patent family members

International Application No

PCT/EP 02/13785

Patent document cited in search report		Publication date	Patent family member(s)	Publication date
US 4678423	A	07-07-1987	IT 1174480 B	01-07-1987
			AT 42926 T	15-05-1989
			CA 1245820 A1	06-12-1988
			DE 3570061 D1	15-06-1989
			EP 0152844 A1	28-08-1985
			ES 295028 U	16-10-1987
			JP 1870272 C	06-09-1994
			JP 5083363 B	25-11-1993
			JP 60236709 A	25-11-1985
			EP 0305862	A
JP 1110911 A	27-04-1989			
US 3341892	A	19-09-1967	NONE	
US 4606873	A	19-08-1986	IT 1163386 B	08-04-1987
			DE 3479412 D1	21-09-1989
			EP 0126459 A2	28-11-1984
			JP 1957955 C	10-08-1995
			JP 5059138 B	30-08-1993
			JP 59221340 A	12-12-1984