



US00D798802S

(12) **United States Design Patent**  
**Lin**

(10) **Patent No.:** **US D798,802 S**

(45) **Date of Patent:** **\*\* Oct. 3, 2017**

(54) **TIRE TREAD PATTERN**  
(71) Applicant: **ZHAOQING JUNHONG CO., LTD.,**  
Zhaoqing (CN)  
(72) Inventor: **Conghai Lin,** Zhaoqing (CN)  
(73) Assignee: **ZHAOQING JUNHONG CO., LTD.**  
(CN)  
(\*\*) Term: **15 Years**  
(21) Appl. No.: **29/505,607**

D593,931 S \* 6/2009 Fontaine ..... D12/521  
D606,002 S \* 12/2009 Yamakawa ..... D12/519  
D634,261 S \* 3/2011 Schmalix ..... D12/519  
D644,593 S \* 9/2011 Fontaine ..... D12/523  
D667,359 S \* 9/2012 Ishida ..... D12/523  
D668,204 S \* 10/2012 Leendertse ..... D12/518  
D701,822 S \* 4/2014 Bindner ..... D12/523  
D770,363 S \* 11/2016 Sareen ..... D12/523  
D772,786 S \* 11/2016 Morito ..... D12/523  
D772,787 S \* 11/2016 Morito ..... D12/523  
2015/0273948 A1\* 10/2015 Kamigori ..... B60C 5/00  
152/209.8  
2016/0075184 A1\* 3/2016 Kato ..... B60C 11/13  
152/209.9  
2016/0082778 A1\* 3/2016 Koishikawa ..... B60C 11/0318  
152/209.2

(22) Filed: **Dec. 23, 2015**  
(51) **LOC (10) Cl.** ..... **12-15**  
(52) **U.S. Cl.**  
USPC ..... **D12/523**  
(58) **Field of Classification Search**  
USPC ..... 152/5, 151, 152.1, 167, 208,  
152/209.1-209.28, 246, 450, 526, 527,  
152/532, 535, 538, 541; D12/145,  
D12/500-605, 900-901  
CPC ..... B60C 11/00; B60C 2011/0337; B60C  
2011/0339; B60C 2011/0386; B60C 3/00;  
B60C 3/08; B60C 1/00; B60C 2200/00;  
B60C 2200/02; B60C 2200/04; B60C  
2200/06; B60C 2200/065; B60C 2200/08;  
B60C 2200/10; B60C 2200/12; B60C  
2200/14; B60C 7/00; B60C 7/02; B60C  
7/04; B60C 7/06; B60C 7/08; B60C 5/00;  
B60C 13/00  
See application file for complete search history.

\* cited by examiner

*Primary Examiner* — Manpreet Matharu  
*Assistant Examiner* — Keith Wilson  
(74) *Attorney, Agent, or Firm* — Schmeiser, Olsen &  
Watts, LLP

(57) **CLAIM**

The ornamental design for a tire tread pattern, as shown and described.

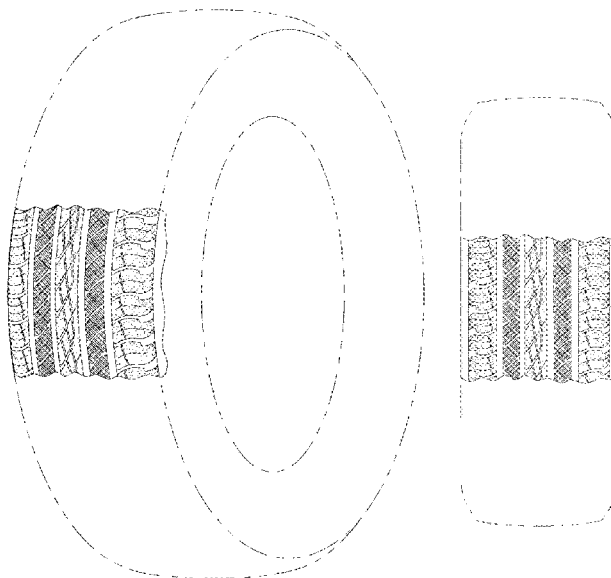
**DESCRIPTION**

FIG. 1 is a perspective view of a tire tread pattern showing our new design; and,  
FIG. 2 is a front view thereof.  
The broken lines shown in FIGS. 1 and 2 illustrate environmental subject only and form no part of the claimed design.

(56) **References Cited**  
U.S. PATENT DOCUMENTS

D447,097 S \* 8/2001 Graas ..... D12/523  
D558,125 S \* 12/2007 Miyabe ..... D12/518

**1 Claim, 2 Drawing Sheets**



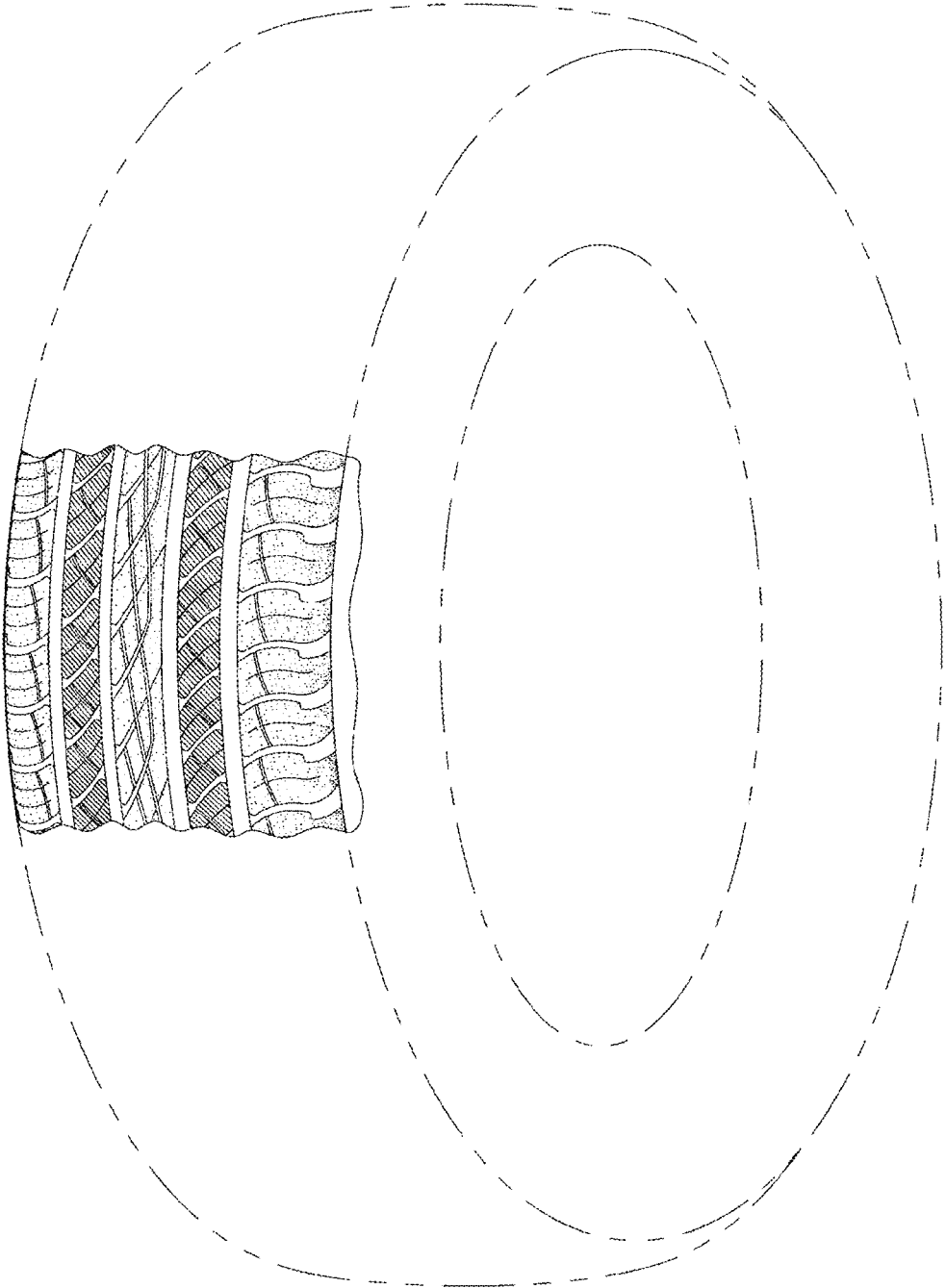


FIG.1

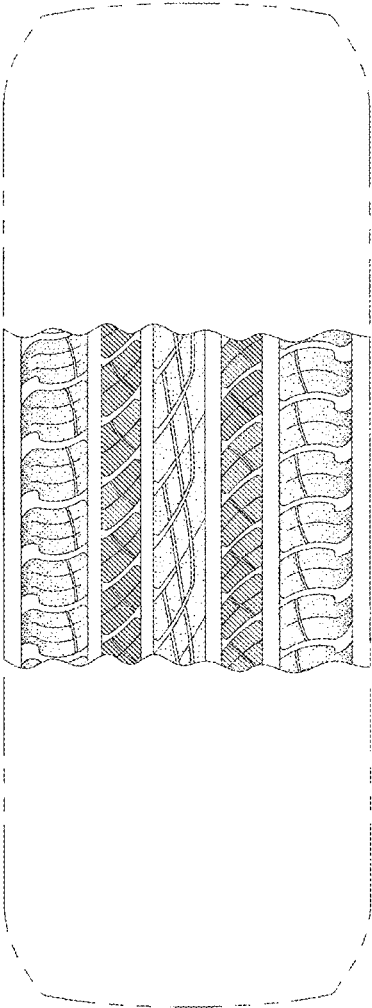


FIG.2