



US00D626596S

(12) **United States Design Patent**  
**Casciotti et al.**

(10) **Patent No.:** **US D626,596 S**

(45) **Date of Patent:** **\*\* Nov. 2, 2010**

(54) **PUSH BUTTON AND CLIP FOR A WRITING INSTRUMENT**

(75) Inventors: **David M. Casciotti**, Amsterdam, NY (US); **Joseph E. Achzet**, Gloversville, NY (US); **Jing Mahler**, Glenville, NY (US)

(73) Assignee: **Holland USA, Inc.**, North Mankato, MN (US)

(\*\*) Term: **14 Years**

(21) Appl. No.: **29/353,083**

(22) Filed: **Dec. 31, 2009**

(51) **LOC (9) Cl.** ..... **19-06**

(52) **U.S. Cl.** ..... **D19/56**

(58) **Field of Classification Search** ..... D19/35, D19/36, 41, 42, 43, 44, 45, 46, 47, 48, 49, D19/50, 51, 53, 54, 55, 56, 57; 24/11 F, 24/11 P, 11 R; 401/6, 52, 99, 100, 104, 105, 401/106, 107, 108, 109, 192, 195, 243, 244, 401/245, 246, 247

See application file for complete search history.

(56) **References Cited**

**U.S. PATENT DOCUMENTS**

- 2,930,354 A \* 3/1960 Lockwood ..... 401/113
- D257,465 S \* 10/1980 Zierhut ..... D19/51
- D354,080 S \* 1/1995 Chevalier ..... D19/51

- D476,685 S \* 7/2003 Metaxatos et al. .... D19/51
- D490,852 S \* 6/2004 Finney et al. .... D19/51
- D510,950 S \* 10/2005 Eddington et al. .... D19/57
- D564,025 S \* 3/2008 Oas ..... D19/49
- D591,352 S \* 4/2009 Gerules et al. .... D19/50
- D620,524 S \* 7/2010 Shibata ..... D19/47

\* cited by examiner

*Primary Examiner*—Elizabeth A Albert

*Assistant Examiner*—Karen E Eldridge Powers

(74) *Attorney, Agent, or Firm*—Dicke, Billig & Czaja, PLLC

(57) **CLAIM**

We claim the ornamental design for a push button and clip for a writing instrument, as shown and described.

**DESCRIPTION**

FIG. 1 is a perspective view of a writing instrument showing our new design;

FIG. 2 is a front view of the same FIG. 1;

FIG. 3 is a back view of the same FIG. 1;

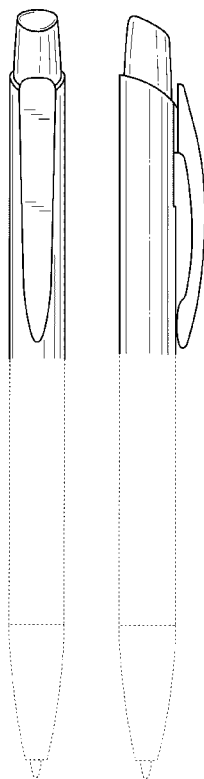
FIG. 4 is a right side view of the same FIG. 1, the left side view being a mirror image of the right side view;

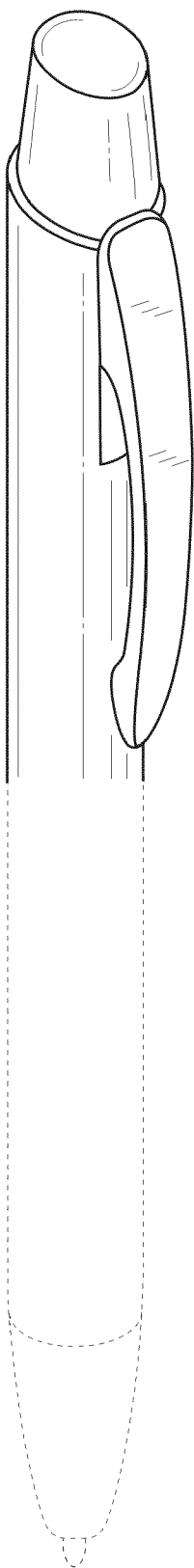
FIG. 5 is a top view of the same FIG. 1; and,

FIG. 6 is a bottom view of the same FIG. 1.

The broken lines shown in the drawings illustrate features of the article to which the design is applied that form no part of the claim.

**1 Claim, 3 Drawing Sheets**






**Fig. 1**




**Fig. 2**



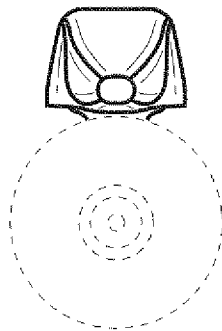
**Fig. 3**



**Fig. 4**



**Fig. 5**



**Fig. 6**