



US00D396830S

# United States Patent [19]

[11] Patent Number: Des. 396,830

Hall et al.

[45] Date of Patent: \*\*Aug. 11, 1998

[54] **VEHICLE BODY**

[75] Inventors: **Mark D. Hall**, Rochester Hills; **Darrel L. Morley**, Birmingham; **William A. Dayton**, Northville; **Lance R. Wagner**, Lake Orion; **William L. Chergosky**, Shelby Township, all of Mich.

D. 346,769	5/1994	Ackerman et al.	.....	D12/92
D. 346,770	5/1994	Bucci et al.	.....	D12/92
D. 346,771	5/1994	Verduyn	.....	D12/92
D. 358,568	5/1995	Ackerman	.....	D12/92

*Primary Examiner*—Melody N. Brown  
*Attorney, Agent, or Firm*—Mark P. Calcaterra

[73] Assignee: **Chrysler Corporation**, Auburn Hills, Mich.

[57] **CLAIM**

[\*\*] Term: **14 Years**

The ornamental design for a vehicle body, as shown and described.

[21] Appl. No.: **63,414**

**DESCRIPTION**

[22] Filed: **Dec. 6, 1996**

FIG. 1 is a front perspective view of a vehicle body showing our new design;

[51] **LOC (6) Cl.** ..... **12-08**

FIG. 2 is a rear perspective view of the vehicle body of FIG. 1;

[52] **U.S. Cl.** ..... **D12/92**

FIG. 3 is a left side view of the vehicle body of FIG. 1; it being understood that the side opposite to that shown is a substantial mirror image;

[58] **Field of Search** ..... D12/90-92; 296/185

FIG. 4 is a front view of the vehicle body of FIG. 1;

[56] **References Cited**

**U.S. PATENT DOCUMENTS**

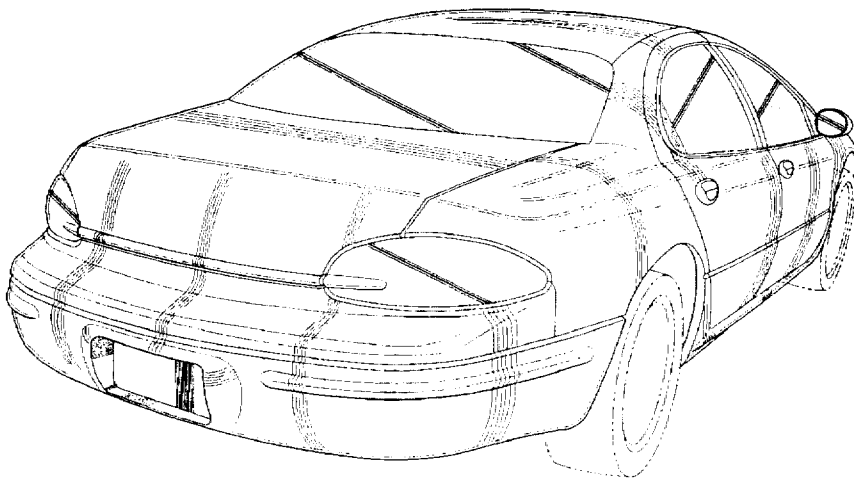

D. 283,603	4/1986	Reed et al.	.....	D12/90
D. 289,626	5/1987	Villard	.....	D12/92
D. 294,337	2/1988	Reed et al.	.....	D12/90
D. 338,638	8/1993	Lagaay	.....	D12/91
D. 345,324	3/1994	Bucci et al.	.....	D12/92

FIG. 5 is a front view of the vehicle body of FIG. 1; and,

FIG. 6 is a top view of the vehicle body of FIG. 1.

It will be understood that that the broken on line showing of the tires and wheels throughout the views is for illustrative purposes only and forms no part of the claimed design.

**1 Claim, 5 Drawing Sheets**



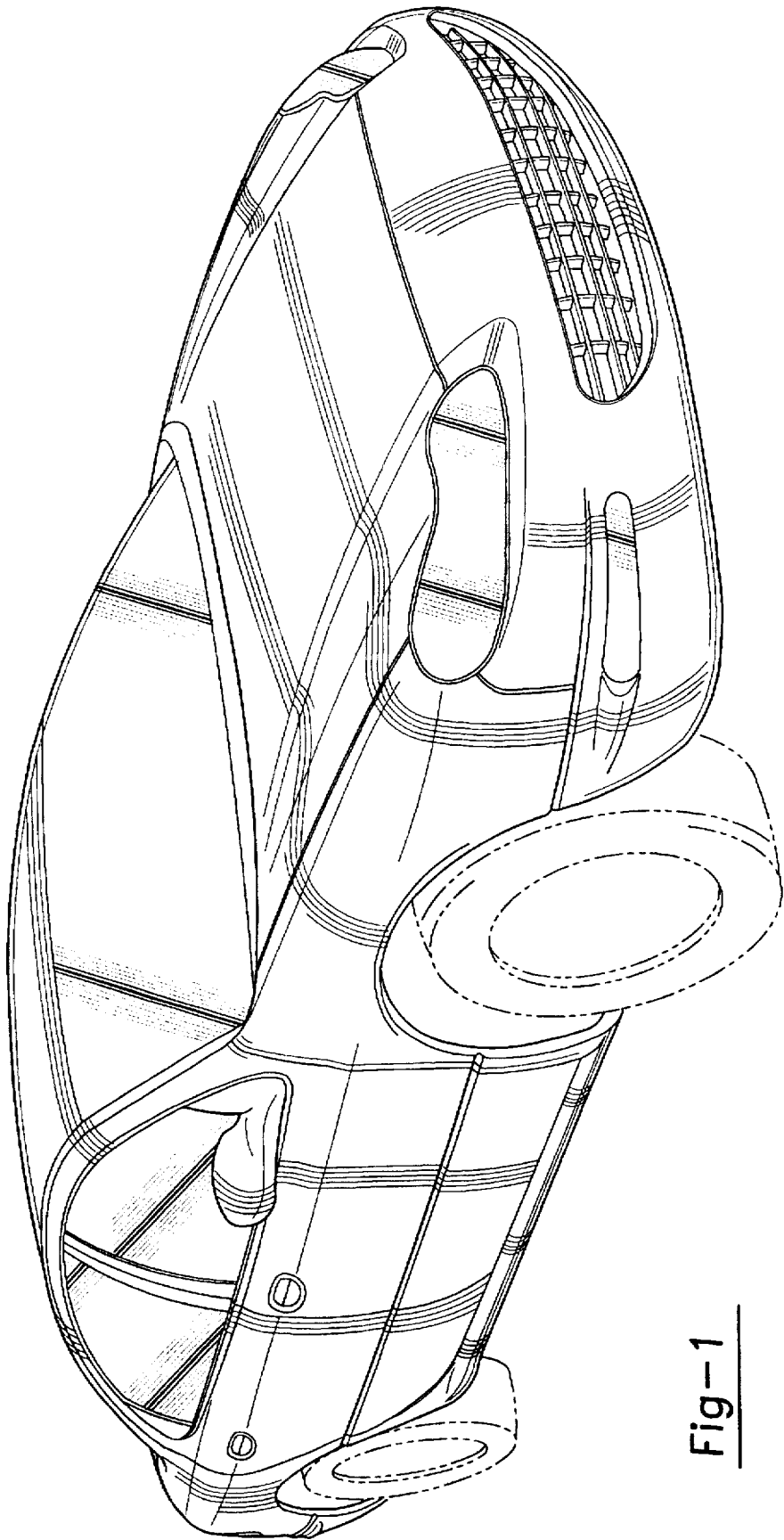


Fig-1



Fig-2

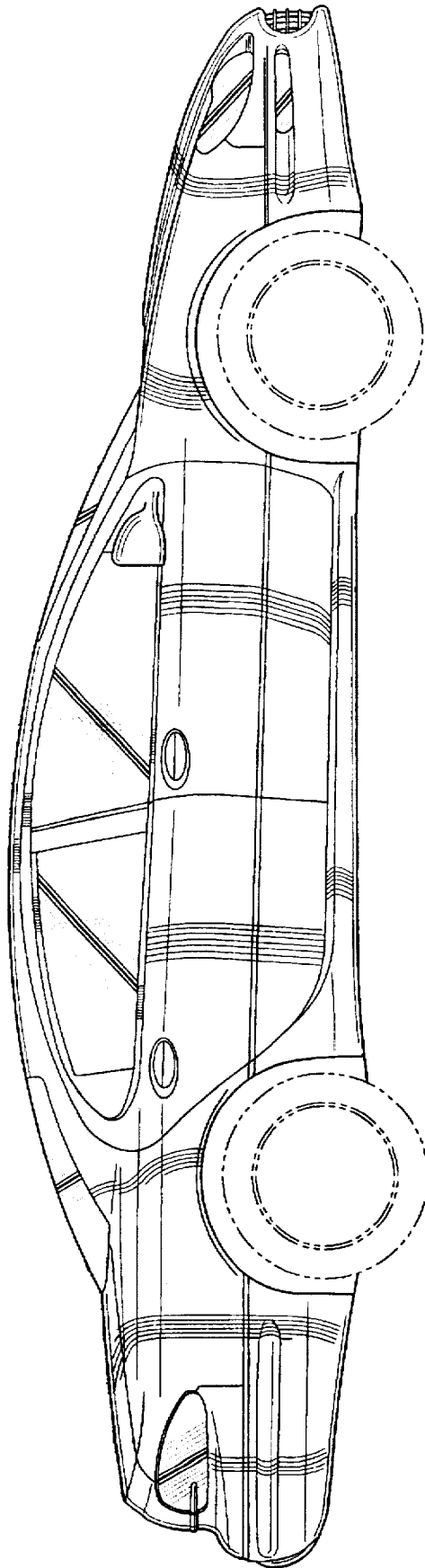


Fig-3




Fig-4

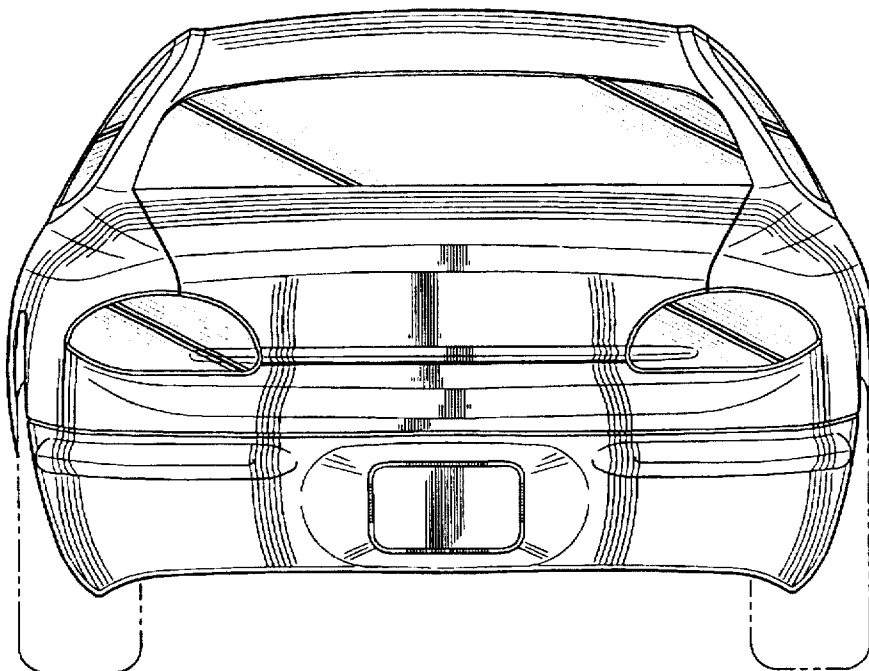


Fig-5

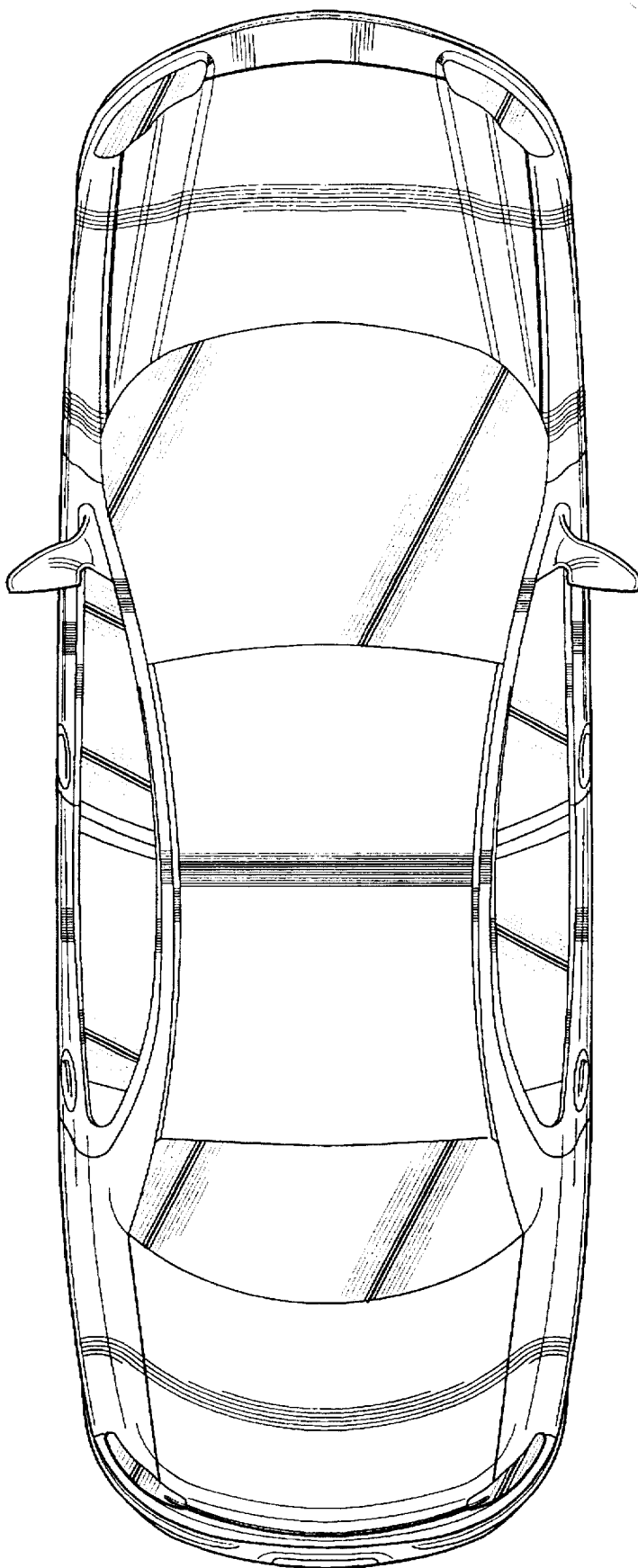


Fig-6