



US00D572306S

(12) **United States Design Patent**  
**Qiu et al.**

(10) **Patent No.:** **US D572,306 S**

(45) **Date of Patent:** **\*\* Jul. 1, 2008**

(54) **DUAL-TIP MARKER**

(75) Inventors: **Zhiming Qiu**, Ningbo (CN); **Lidan Ma**, Ningbo (CN)

(73) Assignee: **Beifa Group Co., Ltd.**, Ningbo (CN)

(\*\*) Term: **14 Years**

(21) Appl. No.: **29/277,289**

(22) Filed: **Feb. 20, 2007**

(30) **Foreign Application Priority Data**

Aug. 24, 2006 (CN) ..... 2006 3 0131379

(51) **LOC (8) Cl.** ..... **19-06**

(52) **U.S. Cl.** ..... **D19/36**

(58) **Field of Classification Search** ..... D19/35,  
D19/36, 41–51, 53–57; 24/11 F, 11 P, 11 R;  
401/52, 99, 100, 104–109, 192, 195, 196  
See application file for complete search history.

(56) **References Cited**

**U.S. PATENT DOCUMENTS**

1,554,803	A	*	9/1925	Esterow	.....	24/11 F
D186,059	S	*	9/1959	Kahn	.....	D19/48
D295,878	S		5/1988	Lovell		
D312,658	S		12/1990	Sumino		
D319,844	S	*	9/1991	Grotsch et al.	.....	D19/48
D395,672	S	*	6/1998	Navarro	.....	D19/48
D399,253	S		10/1998	Raymond		
D404,069	S		1/1999	Hasegawa		
D409,241	S	*	5/1999	Melnick	.....	D19/36
D457,186	S	*	5/2002	Moon	.....	D19/43
D462,386	S	*	9/2002	Iwase et al.	.....	D19/43
D470,885	S		2/2003	Tahara		
D484,188	S	*	12/2003	Cetera	.....	D19/51
D498,493	S		11/2004	Togawa		

D508,264	S	*	8/2005	Losel	.....	D19/50
D536,033	S	*	1/2007	Lecce	.....	D19/50
D540,381	S	*	4/2007	Qiu	.....	D19/43
D546,882	S	*	7/2007	Qiu	.....	D19/50

**OTHER PUBLICATIONS**

Qiu, Z., et al., U.S. Appl. No. 29/277,078, filed Feb. 13, 2007.

\* cited by examiner

*Primary Examiner*—Elizabeth A Albert

(74) *Attorney, Agent, or Firm*—Christensen O'Connor Johnson Kindness PLLC

(57) **CLAIM**

The ornamental design for a dual-tip marker, as shown and described.

**DESCRIPTION**

FIG. 1 is a front left perspective view of a dual-tip marker showing our new design;

FIG. 2 is an exploded front left perspective view thereof;

FIG. 3 is a rear elevation view thereof;

FIG. 4 is a top plan view thereof;

FIG. 5 is a right side elevation view thereof;

FIG. 6 is a front elevation view thereof;

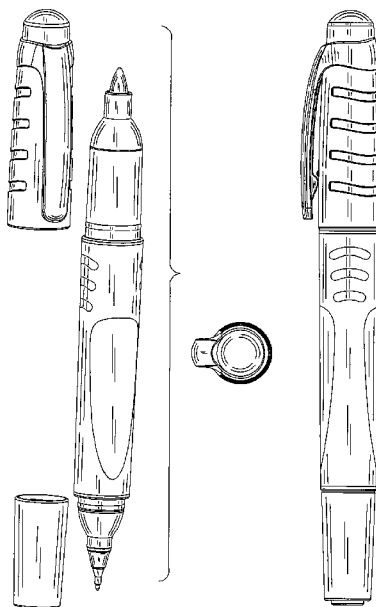
FIG. 7 is a bottom plan view thereof;

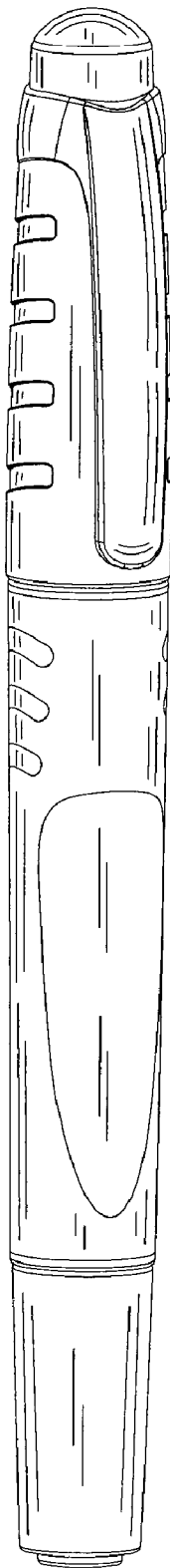
FIG. 8 is a left side elevation view thereof;

FIG. 9 is a left side elevation view of the dual-tip marker shown in FIG. 1, with the bottom end cap removed and placed on the opposite end of the highlighter; and,

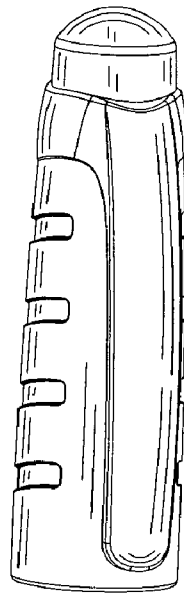
FIG. 10 is a right side elevation view of the dual-tip marker shown in FIG. 1, with the top end cap removed and placed on the opposite end of the highlighter.

**1 Claim, 4 Drawing Sheets**

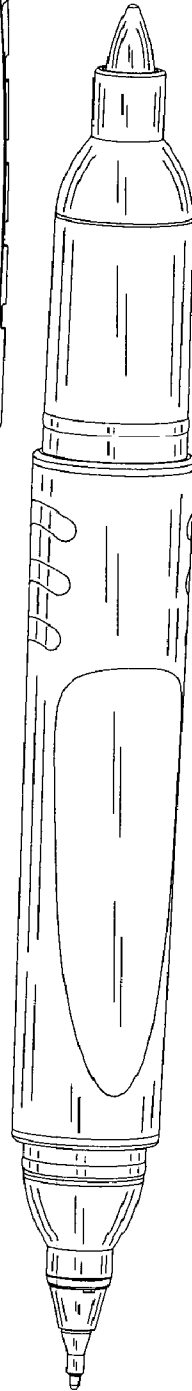




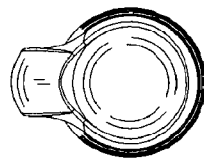
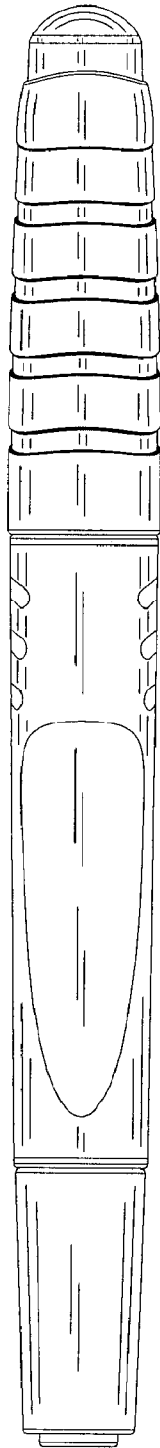
*Fig. 1.*



*Fig. 2.*

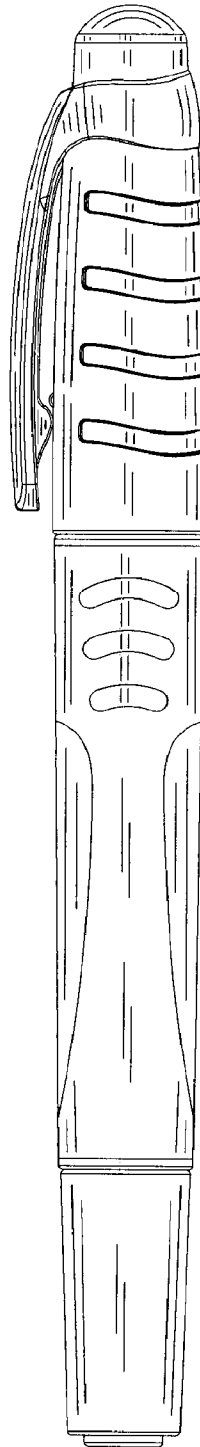


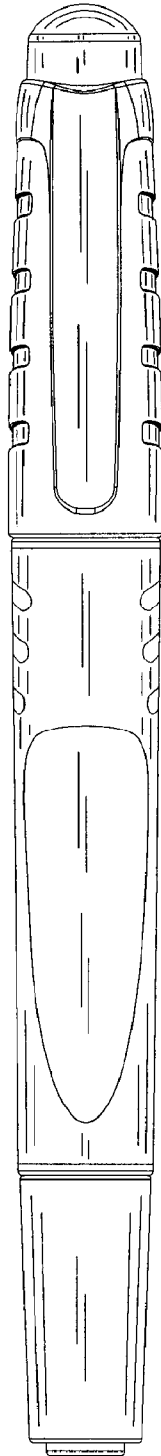
*Fig.3.*



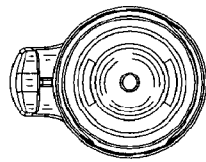
*Fig.4.*

*Fig.5.*

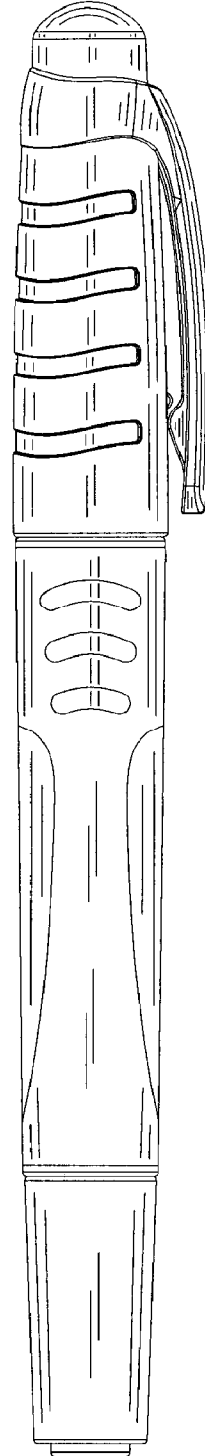




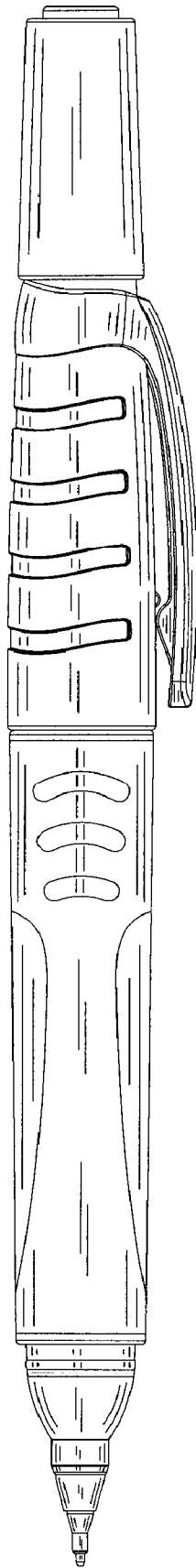
*Fig. 6.*



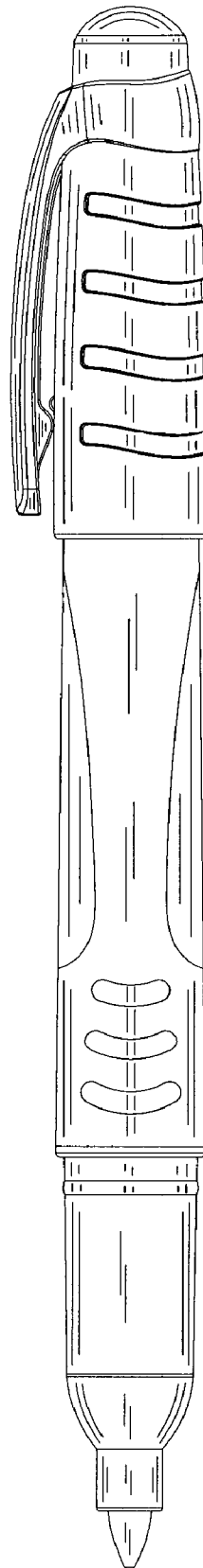
*Fig. 7.*



*Fig. 8.*



*Fig. 9.*



*Fig. 10.*

UNITED STATES PATENT AND TRADEMARK OFFICE  
**CERTIFICATE OF CORRECTION**

PATENT NO. : Des. 572,306 S  
APPLICATION NO. : 29/277289  
DATED : July 1, 2008  
INVENTOR(S) : Z. Qiu et al.

Page 1 of 1

It is certified that error appears in the above-identified patent and that said Letters Patent is hereby corrected as shown below:

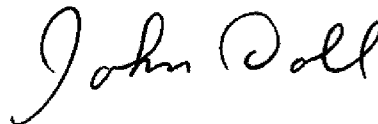
**On the Title Page**

Item (30)	Foreign Appl. Priority Data	“2006 3 0131379” should read --2006 3 0131379.6--
-----------	--------------------------------------	--

**On the Title Page**

Item	Primary Examiner	“Elizabeth A Albert” should read --Elizabeth A. Albert--
------	---------------------	---

Signed and Sealed this  
Nineteenth Day of May, 2009



JOHN DOLL  
*Acting Director of the United States Patent and Trademark Office*