

(19) **DANMARK**



Patent- og  
Varemærkestyrelsen

(10) **DK/EP 2568645 T3**

(12) **Oversættelse af  
europæisk patentskrift**

- 
- (51) Int.Cl.: **H 04 L 1/00 (2006.01)** **H 04 L 5/00 (2006.01)**
- (45) Oversættelsen bekendtgjort den: **2014-02-24**
- (80) Dato for Den Europæiske Patentmyndigheds bekendtgørelse om meddelelse af patentet: **2013-12-04**
- (86) Europæisk ansøgning nr.: **12195561.1**
- (86) Europæisk indleveringsdag: **2009-08-05**
- (87) Den europæiske ansøgnings publiceringsdag: **2013-03-13**
- (30) Prioritet: **2008-11-13 US 114069 P**
- (62) Stamansøgningsnr: **09167280.8**
- (84) Designerede stater: **AT BE BG CH CY CZ DE DK EE ES FI FR GB GR HR HU IE IS IT LI LT LU LV MC MK MT NL NO PL PT RO SE SI SK SM TR**
- (73) Patenthaver: **LG Electronics, Inc., 20, Yeouido-dong, Yeongdeungpo-gu, Seoul, 150-721, Sydkorea**
- (72) Opfinder: **Ko, Woo Suk, LG ELECTRONICS INC. IP GROUP, 16, Woomyeon-dong, Seocho-Gu, 137-724 Seoul, Sydkorea**  
**Moon, Sang Chul, LG ELECTRONICS INC. IP GROUP 16, Woomyeon-dong, Seocho-Gu, 137-724 Seoul, Sydkorea**
- (74) Fuldmægtig i Danmark: **PLOUGMANN & VINGTOFT A/S, Rued Langgaards Vej 8, 2300 København S, Danmark**
- (54) Benævnelse: **Apparat til at sende og modtage et signal og fremgangsmåde til at sende og modtage et signal**
- (56) Fremdragne publikationer:  
**ETSI: "Digital Video Broadcasting (DVB); Frame structure channel coding and modulation for a second generation digital terrestrial television broadcasting system (DVB-T2)", 1 October 2008 (2008-10-01), DRAFT ETSI EN 302 755 V1.1.1., PAGE(S) 1 - 164, XP002554250, \* figures 1,2a-2f,27,28,38 \* \* sections 4.1, 4.2, 6.2.2, 7.2.3.1, 7.2.3.2, 8.3.4, 8.5, 9 \***  
**"Digital Video Broadcasting (DVB); Frame structure channel coding and modulation for a second generation digital transmission system for cable systems (DVB-C2); DVB Document A138", DVB DOCUMENT A138, PAGE(S) 1 - 110 , 1 April 2009 (2009-04-01), XP002549974, Retrieved from the Internet: URL:[http://www.dvb.org/technology/standard\\_s/a138.dvb-c2.den302769v111.pdf](http://www.dvb.org/technology/standard_s/a138.dvb-c2.den302769v111.pdf) [retrieved on 2009-10-12]**



**Description****BACKGROUND OF THE INVENTION**5 **Field of the Invention**

[0001] The present invention relates to a method for transmitting and receiving a signal and an apparatus for transmitting and receiving a signal, and more particularly, to a method for transmitting and receiving a signal and an apparatus for transmitting and receiving a signal, which are capable of improving data transmission efficiency.

10

**Description of the Related Art**

[0002] As a digital broadcasting technology has been developed, users have received a high definition (HD) moving image. With continuous development of a compression algorithm and high performance of hardware, a better environment will be provided to the users in the future. A digital television (DTV) system can receive a digital broadcasting signal and provide a variety of supplementary services to users as well as a video signal and an audio signal.

15

[0003] Digital Video Broadcasting (DVB)-C2 is the third specification to join DVB's family of second generation transmission systems. Developed in 1994, today DVB-C is deployed in more than 50 million cable tuners worldwide. In line with the other DVB second generation systems, DVB-C2 uses a combination of Low-density parity-check (LDPC) and BCH codes. This powerful Forward Error correction (FEC) provides about 5dB improvement of carrier-to-noise ratio over DVB-C. Appropriate bit-interleaving schemes optimize the overall robustness of the FEC system. Extended by a header, these frames are called Physical Layer Pipes (PLP). One or more of these PLPs are multiplexed into a data slice. Two dimensional interleaving (in the time and frequency domains) is applied to each slice enabling the receiver to eliminate the impact of burst impairments and frequency selective interference such as single frequency ingress.

20

[0004] With the development of these digital broadcasting technologies, a requirement for a service such as a video signal and an audio signal increased and the size of data desired by users or the number of broadcasting channels gradually increased.

25

[0005] A document titled "Digital Video Broadcasting (DVB); Frame structure channel coding and modulation for a second generation digital terrestrial television broadcasting system (DVB-T2)", 1 October 2008 (2008-10-01), DRAFT ETSI EN 302 755 V1.1.1 discloses a DVB system using an OFDM technique.

30

**SUMMARY OF THE INVENTION**

[0006] Accordingly, the present invention is directed to a method for transmitting and receiving a signal and an apparatus for transmitting and receiving a signal that substantially obviate one or more problems due to limitations and disadvantages of the related art.

35

[0007] An object of the present invention is to provide a method of transmitting broadcasting signal to a receiver, comprising: mapping preamble data bits into preamble data symbols and data bits into data symbols; building at least one data slice based on the data symbols; frequency-interleaving the data symbols at a level of the data slice; building a signal frame based on the preamble data symbols and the data slice, the preamble data symbols comprising Layer 1 (L1) signaling information for signaling the data slice; modulating the built signal frame by an Orthogonal Frequency Division Multiplexing (OFDM) method; and transmitting the modulated signal frame.

40

[0008] Another aspect of the present invention provides a method of receiving broadcasting signal, comprising; demodulating the received signal by use of an Orthogonal Frequency Division Multiplexing(OFDM) method; obtaining a signal frame from the demodulated signals, the signal frame comprising preamble symbols and data symbols, wherein the preamble symbols have Layer 1(L1) signaling information, wherein the data symbols are divided into at least one data slices; frequency-deinterleaving the data symbols at a level of the data slice; demapping the frequency-deinterleaved data symbols into bits; and decoding the bits by LDPC(low density parity check) decoding scheme.

45

[0009] Yet another aspect of the present invention provides a transmitter of transmitting broadcasting signal to a receiver, the transmitter comprising: a mapper configured to map preamble data bits into preamble data symbols and data bits into data symbols; a data slice builder configured to build at least one data slice based on the data symbols; a frequency-interleaver configured to frequency-interleave the data symbols at a level of the data slice; a frame builder configured to build a signal frame based on the preamble data symbols and the data slice, the preamble data symbols comprising Layer 1(L1) signaling information for signaling the data slice; a modulator configured to Modulate the built signal frame by an Orthogonal Frequency Division Multiplexing (OFDM) method; and a transmission unit configured to transmit the modulated signal frame.

50

55

[0010] Yet another aspect of the present invention provides a receiver of receiving broadcasting signal, the receiver comprising; a demodulator configured to demodulate the received signal by use of an Orthogonal Frequency Division

Multiplexing(OFDM) method; a frame Parser configured to obtain a signal frame from the demodulated signals, the signal frame comprising preamble symbols and data symbols, wherein the preamble symbols have Layer 1(L1) signaling information, wherein the data symbols are divided into at least one data slice; a frequency-deinterleaver configured to frequency-deinterleave the data symbols at a level of the data slice; a demapper configured to demap the frequency-deinterleaved data symbols into bits; and a decoder configured to decode the bits by LDPC(Low Density Parity Check) decoding scheme.

### **BRIEF DESCRIPTION OF THE DRAWINGS**

- 10 [0011] The accompanying drawings, which are included to provide a further understanding of the invention and are incorporated in and constitute a part of this application, illustrate embodiment(s) of the invention and together with the description serve to explain the principle of the invention. In the drawings:
- [0012] Fig. 1 is an example of 64- Quadrature amplitude modulation (QAM) used in European DVB-T.
- [0013] Fig. 2 is a method of Binary Reflected Gray Code (BRGC).
- 15 [0014] Fig. 3 is an output close to Gaussian by modifying 64-QAM used in DVB-T.
- [0015] Fig. 4 is Hamming distance between Reflected pair in BRGC.
- [0016] Fig. 5 is characteristics in QAM where Reflected pair exists for each I axis and Q axis.
- [0017] Fig. 6 is a method of modifying QAM using Reflected pair of BRGC.
- [0018] Fig. 7 is an example of modified 64/256/1024/4096-QAM.
- 20 [0019] Figs. 8-9 are an example of modified 64-QAM using Reflected Pair of BRGC.
- [0020] Figs. 10-11 are an example of modified 256-QAM using Reflected Pair of BRGC.
- [0021] Figs. 12-13 are an example of modified 1024-QAM using Reflected Pair of BRGC(0~511).
- [0022] Figs. 14-15 are an example of modified 1024-QAM using Reflected Pair of BRGC(512~1023).
- [0023] Figs. 16-17 are an example of modified 4096-QAM using Reflected Pair of BRGC(0~511).
- 25 [0024] Figs. 18-19 are an example of modified 4096-QAM using Reflected Pair of BRGC(512~1023).
- [0025] Figs. 20-21 are an example of modified 4096-QAM using Reflected Pair of BRGC(1024~1535).
- [0026] Figs. 22-23 are an example of modified 4096-QAM using Reflected Pair of BRGC(1536~2047).
- [0027] Figs. 24-25 are an example of modified 4096-QAM using Reflected Pair of BRGC(2048~2559).
- [0028] Figs. 26-27 are an example of modified 4096-QAM using Reflected Pair of BRGC(2560~3071).
- 30 [0029] Figs. 28-29 are an example of modified 4096-QAM using Reflected Pair of BRGC(3072~3583).
- [0030] Figs. 30-31 are an example of modified 4096-QAM using Reflected Pair of BRGC(3584~4095).
- [0031] Fig. 32 is an example of Bit mapping of Modified-QAM where 256-QAM is modified using BRGC.
- [0032] Fig. 33 is an example of transformation of MQAM into Non-uniform constellation.
- [0033] Fig. 34 is an example of digital transmission system.
- 35 [0034] Fig. 35 is an example of an input processor.
- [0035] Fig. 36 is an information that can be included in Base band (BB).
- [0036] Fig. 37 is an example of BICM.
- [0037] Fig. 38 is an example of shortened/punctured encoder.
- [0038] Fig. 39 is an example of applying various constellations.
- 40 [0039] Fig. 40 is another example of cases where compatibility between conventional systems is considered.
- [0040] Fig. 41 is a frame structure which comprises preamble for L1 signaling and data symbol for PLP data.
- [0041] Fig. 42 is an example of frame builder.
- [0042] Fig. 43 is an example of pilot insert (404) shown in Fig. 4.
- [0043] Fig. 44 is a structure of SP.
- 45 [0044] Fig. 45 is a new SP structure or Pilot Pattern (PP5').
- [0045] Fig. 46 is a suggested PP5' structure.
- [0046] Fig. 47 is a relationship between data symbol and preamble.
- [0047] Fig. 48 is another relationship between data symbol and preamble.
- [0048] Fig. 49 is an example of cable channel delay profile.
- 50 [0049] Fig. 50 is scattered pilot structure that uses  $z=56$  and  $z=112$ .
- [0050] Fig. 51 is an example of modulator based on OFDM.
- [0051] Fig. 52 is an example of preamble structure.
- [0052] Fig. 53 is an example of Preamble decoding.
- [0053] Fig. 54 is a process for designing more optimized preamble.
- 55 [0054] Fig. 55 is another example of preamble structure
- [0055] Fig. 56 is another example of Preamble decoding.
- [0056] Fig. 57 is an example of Preamble structure.
- [0057] Fig. 58 is an example of L1 decoding.

- [0058] Fig. 59 is an example of analog processor.
- [0059] Fig. 60 is an example of digital receiver system.
- [0060] Fig. 61 is an example of analog processor used at receiver.
- [0061] Fig. 62 is an example of demodulator.
- 5 [0062] Fig. 63 is an example of frame parser.
- [0063] Fig. 64 is an example of BICM demodulator.
- [0064] Fig. 65 is an example of LDPC decoding using shortening / puncturing.
- [0065] Fig. 66 is an example of output processor.
- [0066] Fig. 67 is an example of L1 block repetition rate of 8 MHz.
- 10 [0067] Fig. 68 is an example of L1 block repetition rate of 8 MHz.
- [0068] Fig. 69 is a new L1 block repetition rate of 7.61 MHz.
- [0069] Fig. 70 is an example of L1 signaling which is transmitted in frame header.
- [0070] Fig. 71 is preamble and L1 Structure simulation result.
- [0071] Fig. 72 is an example of symbol interleaver.
- 15 [0072] Fig. 73 is an example of an L1 block transmission.
- [0073] Fig. 74 is another example of L1 signaling transmitted within a frame header.
- [0074] Fig. 75 is an example of frequency or time interleaving/deinterleaving.
- [0075] Fig. 76 is a table analyzing overhead of L1 signaling which is transmitted in FECFRAME header at ModCod Header Insert (307) on data path of BICM module shown in Fig. 3.
- 20 [0076] Fig. 77 is showing a structure for FECFRAME header for minimizing overhead.
- [0077] Fig. 78 is showing a bit error rate (BER) performance of the aforementioned L1 protection.
- [0078] Fig. 79 is showing examples of a transmission frame and FEC frame structure.
- [0079] Fig. 80 is showing an example of L1 signaling.
- [0080] Fig. 81 is showing an example of L1-pre signaling.
- 25 [0081] Fig. 82 is showing a structure of L1 signaling block.
- [0082] Fig. 83 is showing an L1 time interleaving.
- [0083] Fig. 84 is showing an example of extracting modulation and code information.
- [0084] Fig. 85 is showing another example of L1-pre signaling.
- [0085] Fig. 86 is showing an example of scheduling of L1 signaling block that is transmitted in preamble.
- 30 [0086] Fig. 87 is showing an example of L1-pre signaling where power boosting is considered.
- [0087] Fig. 88 is showing an example of L1 signaling.
- [0088] Fig. 89 is showing another example of extracting modulation and code information.
- [0089] Fig. 90 is showing another example of extracting modulation and code information.
- [0090] Fig. 91 is showing an example of L1-pre synchronization.

### DESCRIPTION OF THE PREFERRED EMBODIMENTS

[0091] Reference will now be made in detail to the preferred embodiments of the present invention, examples of which are illustrated in the accompanying drawings. Wherever possible, the same reference numbers will be used throughout the drawings to refer to the same or like parts.

[0092] In the following description, the term "service" is indicative of either broadcast contents which can be transmitted/received by the signal transmission/reception apparatus.

[0093] Quadrature amplitude modulation (QAM) using Binary Reflected Gray Code (BRGC) is used as modulation in a broadcasting transmission environment where conventional Bit Interleaved Coded Modulation (BICM) is used. Fig. 1 shows an example of 64-QAM used in European DVB-T.

[0094] BRGC can be made using the method shown in Fig. 2. An n bit BRGC can be made by adding a reverse code of (n-1) bit BRGC (i.e., reflected code) to a back of (n-1) bit, by adding 0s to a front of original (n-1) bit BRGC, and by adding 1s to a front of reflected code. The BRGC code made by this method has a Hamming distance between adjacent codes of one (1). In addition, when BRGC is applied to QAM, the Hamming distance between a point and the four points which are most closely adjacent to the point, is one (1) and the Hamming distance between the point and another four points which are second most closely adjacent to the point, is two (2). Such characteristics of Hamming distances between a specific constellation point and other adjacent points can be dubbed as Gray mapping rule in QAM.

[0095] To make a system robust against Additive White Gaussian Noise (AWGN), distribution of signals transmitted from a transmitter can be made close to Gaussian distribution. To be able to do that, locations of points in constellation can be modified. Fig. 3 shows an output close to Gaussian by modifying 64-QAM used in DVB-T. Such constellation can be dubbed as Non-uniform QAM (NU-QAM).

[0096] To make a constellation of Non-uniform QAM, Gaussian Cumulative Distribution Function (CDF) can be used. In case of 64, 256, or 1024 QAM, i.e.,  $2^N$  AMs, QAM can be divided into two independent N-PAM. By dividing Gaussian

CDF into N sections of identical probability and by allowing a signal point in each section to represent the section, a constellation having Gaussian distribution can be made. In other words, coordinate  $x_j$  of newly defined non-uniform N-PAM can be defined as follows:

5

$$\int_{-\infty}^{x_j} \frac{1}{\sqrt{2\pi}} e^{-\frac{x^2}{2}} dx = p_j, \quad p_j \in \left\{ \frac{1}{2N}, \frac{3}{2N}, \dots, \frac{2N-1}{2N} \right\} \quad (\text{Eq. 1})$$

10

**[0097]** Fig. 3 is an example of transforming 64QAM of DVB-T into NU-64QAM using the above methods. Fig. 3 represents a result of modifying coordinates of each I axis and Q axis using the above methods and mapping the previous constellation points to newly defined coordinates. In case of 32, 128, or 512 QAM, i.e., cross QAM, which is not  $2^N$  QAM, by modifying  $P_j$  appropriately, a new coordinate can be found.

15

**[0098]** One embodiment of the present invention can modify QAM using BRGC by using characteristics of BRGC. As shown in Fig. 4, the Hamming distance between Reflected pair in BRGC is one because it differs only in one bit which is added to the front of each code. Fig. 5 shows the characteristics in QAM where Reflected pair exists for each I axis and Q axis. In this figure, Reflected pair exists on each side of the dotted black line.

20

**[0099]** By using Reflected pairs existing in QAM, an average power of a QAM constellation can be lowered while keeping Gray mapping rule in QAM. In other words, in a constellation where an average power is normalized as 1, the minimum Euclidean distance in the constellation can be increased. When this modified QAM is applied to broadcasting or communication systems, it is possible to implement either a more noise-robust system using the same energy as a conventional system or a system with the same performance as a conventional system but which uses less energy.

25

**[0100]** Fig. 6 shows a method of modifying QAM using Reflected pair of BRGC. Fig. 6a shows a constellation and Fig. 6b shows a flowchart for modifying QAM using Reflected pair of BRGC. First, a target point which has the highest power among constellation points needs to be found. Candidate points are points where that target point can move and are the closest neighbor points of the target point's reflected pair. Then, an empty point (i.e., a point which is not yet taken by other points) having the smallest power needs to be found among the candidate points and the power of the target point and the power of a candidate point are compared. If the power of the candidate point is smaller, the target point moves to the candidate point. These processes are repeated until an average power of the points on constellation reaches a minimum while keeping Gray mapping rule.

30

**[0101]** Fig. 7 shows an example of modified 64/256/1024/4096-QAM. The Gray mapped values correspond to Figs. 8 ~ 31 respectively. In addition to these examples, other types of modified QAM which enables identical power optimization can be realized. This is because a target point can move to multiple candidate points. The suggested modified QAM can be applied to, not only the 64/256/1024/4096-QAM, but also cross QAM, a bigger size QAM, or modulations using other BRGC other than QAM.

35

**[0102]** Fig. 32 shows an example of Bit mapping of Modified-QAM where 256-QAM is modified using BRGC. Fig. 32a and Fig. 32b show mapping of Most Significant Bits (MSB). Points designated as filled circles represent mappings of ones and points designated as blank circles represent mappings of zeros. In a same manner, each bit is mapped as shown in figures from (a) through (h) in Fig. 32, until Least Significant Bits (LSB) are mapped. As shown in Fig. 32, Modified-QAM can enable bit decision using only I or Q axes as conventional QAM, except for a bit which is next to MSB (Fig. 32c and Fig. 32d). By using these characteristics, a simple receiver can be made by partially modifying a receiver for QAM. An efficient receiver can be implemented by checking both I and Q values only when determining bit next to MSB and by calculating only I or Q for the rest of bits. This method can be applied to Approximate LLR, Exact LLR, or Hard decision.

40

**[0103]** By using the Modified-QAM or MQAM, which uses the characteristics of above BRGC, Non-uniform constellation or NU-MQAM can be made. In the above equation where Gaussian CDF is used,  $P_j$  can be modified to fit MQAM. Just like QAM, in MQAM, two PAMs having I axis and Q axis can be considered. However, unlike QAM where a number of points corresponding to a value of each PAM axis are identical, the number of points changes in MQAM. If a number of points that corresponds to  $j$ th value of PAM is defined as  $n_j$  in a MQAM where a total of  $M$  constellation points exist, then  $P_j$  can be defined as follows:

45

55

$$\int_{-\infty}^{x_j} \frac{1}{\sqrt{2\pi}} e^{-\frac{x^2}{2}} dx = p_j$$

$$p_j = \frac{\sum_{i=0}^{i=j-1} n_i + \frac{n_j}{2}}{M}, \quad n_0 = 0$$

(Eq. 2)

5

10

**[0104]** By using the newly defined  $P_j$ , MQAM can be transformed into Non-uniform constellation.  $P_j$  can be defined as follows for the example of 256-MQAM.

15

$$p_j \in \left\{ \frac{2.5}{256}, \frac{10}{256}, \frac{22}{256}, \frac{36}{256}, \frac{51}{256}, \frac{67}{256}, \frac{84}{256}, \frac{102}{256}, \frac{119.5}{256}, \frac{136.5}{256}, \frac{154}{256}, \frac{172}{256}, \frac{189}{256}, \frac{205}{256}, \frac{220}{256}, \frac{234}{256}, \frac{246}{256}, \frac{253.5}{256} \right\}$$

**[0105]** Fig. 33 is an example of transformation of MQAM into Non-uniform constellation. The NU-MQAM made using these methods can retain characteristics of MQAM receivers with modified coordinates of each PAM. Thus, an efficient receiver can be implemented. In addition, a more noise-robust system than the previous NU-QAM can be implemented. For a more efficient broadcasting transmission system, hybridizing MQAM and NU-MQAM is possible. In other words, a more noise-robust system can be implemented by using MQAM for an environment where an error correction code with high code rate is used and by using NU-MQAM otherwise. For such a case, a transmitter can let a receiver have information of code rate of an error correction code currently used and a kind of modulation currently used such that the receiver can demodulate according to the modulation currently used.

**[0106]** Fig. 34 shows an example of digital transmission system. Inputs can comprise a number of MPEG-TS streams or GSE (General Stream Encapsulation) streams. An input processor module 101 can add transmission parameters to input stream and perform scheduling for a BICM module 102. The BICM module 102 can add redundancy and interleave data for transmission channel error correction. A frame builder 103 can build frames by adding physical layer signaling information and pilots. A modulator 104 can perform modulation on input symbols in efficient methods. An analog processor 105 can perform various processes for converting input digital signals into output analog signals.

**[0107]** Fig. 35 shows an example of an input processor. Input MPEG-TS or GSE stream can be transformed by input preprocessor into a total of  $n$  streams which will be independently processed. Each of those streams can be either a complete TS frame which includes multiple service components or a minimum TS frame which includes service component (i.e., video or audio). In addition, each of those streams can be a GSE stream which transmits either multiple services or a single service.

**[0108]** Input interface module 202-1 can allocate a number of input bits equal to the maximum data field capacity of a Baseband (BB) frame. A padding may be inserted to complete the LDPC/BCH code block capacity. The input stream sync module 203-1 can provide a mechanism to regenerate, in the receiver, the clock of the Transport Stream (or packetized Generic Stream), in order to guarantee end-to-end constant bit rates and delay.

**[0109]** In order to allow the Transport Stream recombining without requiring additional memory in the receiver, the input Transport Streams are delayed by delay compensators 204-1~ $n$  considering interleaving parameters of the data PLPs in a group and the corresponding common PLP. Null packet deleting modules 205-1~ $n$  can increase transmission efficiency by removing inserted null packet for a case of VBR (variable bit rate) service. Cyclic Redundancy Check (CRC) encoder modules 206-1~ $n$  can add CRC parity to increase transmission reliability of BB frame. BB header inserting modules 207-1~ $n$  can add BB frame header at a beginning portion of BB frame. Information that can be included in BB header is shown in Fig. 36.

**[0110]** A Merger/slicer module 208 can perform BB frame slicing from each PLP, merging BB frames from multiple PLPs, and scheduling each BB frame within a transmission frame. Therefore, the merger/slicer module 208 can output L1 signaling information which relates to allocation of PLP in frame. Lastly, a BB scrambler module 209 can randomize input bitstreams to minimize correlation between bits within bitstreams. The modules in shadow in Fig. 35 are modules used when transmission system uses a single PLP, the other modules in Fig. 35 are modules used when the transmission device uses multiple PLPs.

**[0111]** Fig. 37 shows an example of BICM module. Fig. 37a shows data path and Fig. 37b shows L1 path of BICM module. An outer coder module 301 and an inner coder module 303 can add redundancy to input bitstreams for error correction. An outer interleaver module 302 and an inner interleaver module 304 can interleave bits to prevent burst error. The Outer interleaver module 302 can be omitted if the BICM is specifically for DVB-C2. A bit demux module 305 can control reliability of each bit output from the inner interleaver module 304. A symbol mapper module 306 can map input bitstreams into symbol streams. At this time, it is possible to use any of a conventional QAM, an MQAM which

55

uses the aforementioned BRGC for performance improvement, an NU-QAM which uses Non-uniform modulation, or an NU-MQAM which uses Non-uniform modulation applied BRGC for performance improvement. To construct a system which is more robust against noise, combinations of modulations using MQAM and/or NU-MQAM depending on the code rate of the error correction code and the constellation capacity can be considered. At this time, the Symbol mapper module 306 can use a proper constellation according to the code rate and constellation capacity. Fig. 39 shows an example of such combinations.

**[0112]** Case 1 shows an example of using only NU-MQAM at low code rate for simplified system implementation. Case 2 shows an example of using optimized constellation at each code rate. The transmitter can send information about the code rate of the error correction code and the constellation capacity to the receiver such that the receiver can use an appropriate constellation. Fig. 40 shows another example of cases where compatibility between conventional systems is considered. In addition to the examples, further combinations for optimizing the system are possible.

**[0113]** The ModCod Header inserting module 307 shown in Fig. 37 can take Adaptive coding and modulation (ACM) / Variable coding and modulation (VCM) feedback information and add parameter information used in coding and modulation to a FEC block as header. The Modulation type/Coderate (ModCod) header can include the following information:

- \* FEC type (1 bits) - long or short LDPC
- \* Coderate (3 bits)
- \* Modulation (3 bits) - up-to 64K QAM
- \* PLP identifier (8 bits)

**[0114]** The Symbol interleaver module 308 can perform interleaving in symbol domain to obtain additional interleaving effects. Similar processes performed on data path can be performed on L1 signaling path but with possibly different parameters (301-1 - 308-1). At this point, a shortened/punctured code module (303-1) can be used for inner code.

**[0115]** Fig. 38 shows an example of LDPC encoding using shortening / puncturing. Shortening process can be performed on input blocks which have less bits than a required number of bits for LDPC encoding as many zero bits required for LDPC encoding can be padded (301c). Zero Padded input bitstreams can have parity bits through LDPC encoding (302c). At this time, for bitstreams that correspond to original bitstreams, zeros can be removed (303c) and for parity bitstreams, puncturing (304c) can be performed according to code-rates. These processed information bitstreams and parity bitstreams can be multiplexed into original sequences and outputted (305c).

**[0116]** Fig. 41 shows a frame structure which comprises preamble for L1 signaling and data symbol for PLP data. It can be seen that preamble and data symbols are cyclically generated, using one frame as a unit. Data symbols comprise PLP type 0 which is transmitted using a fixed modulation/coding and PLP type 1 which is transmitted using a variable modulation/coding. For PLP type 0, information such as modulation, FEC type, and FEC code rate are transmitted in preamble (see Fig. 42 Frame header insert 401). For PLP type 1, corresponding information can be transmitted in FEC block header of a data symbol (see Fig. 37 ModCod header insert 307). By the separation of PLP types, ModCod overhead can be reduced by 3~4% from a total transmission rate, for PLP type0 which is transmitted at a fixed bit rate. At a receiver, for fixed modulation/coding PLP of PLP type 0, Frame header remover r401 shown in Fig. 63 can extract information on Modulation and FEC code rate and provide the extracted information to a BICM decoding module. For variable modulation/coding PLP of PLP type 1, ModCod extracting modules, r307 and r307-1 shown in Fig. 64 can extract and provide the parameters necessary for BICM decoding.

**[0117]** Fig. 42 shows an example of a frame builder. A frame header inserting module 401 can form a frame from input symbol streams and can add frame header at front of each transmitted frame. The frame header can include the following information:

- \* Number of bonded channels (4 bits)
- \* Guard interval (2 bits)
- \* PAPR (2 bits)
- \* Pilot pattern (2 bits)
- \* Digital System identification (16 bits)
- \* Frame identification (16 bits)
- \* Frame length (16 bits) - number of Orthogonal Frequency Division Multiplexing (OFDM) symbols per frame
- \* Superframe length (16 bits) - number of frames per superframe
- \* number of PLPs (8 bits)
- \* for each PLP
  - PLP identification (8 bits)
  - Channel bonding id (4 bits)
  - PLP start (9 bits)

## EP 2 568 645 B1

```

    PLP type (2 bits) - common PLP or others
    PLP payload type (5 bits)
    MC type (1 bit) - fixed/variable modulation & coding
    if MC type == fixed modulation & coding
5
        FEC type (1 bits) - long or short LDPC
        Coderate (3 bits)
        Modulation (3 bits) - up-to 64K QAM

10    end if;
    Number of notch channels (2 bits)
    for each notch

        Notch start (9 bits)
15        Notch width (9 bits)

        end for;
    PLP width (9 bits) - max number of FEC blocks of PLP
    PLP time interleaving type (2 bits)
20

    end for;
    * CRC-32 (32 bits)

```

**[0118]** Channel bonding environment is assumed for L1 information transmitted in Frame header and data that correspond to each data slice is defined as PLP. Therefore, information such as PLP identifier, channel bonding identifier, and PLP start address are required for each channel used in bonding. One embodiment of this invention suggests transmitting ModCod field in FEC frame header if PLP type supports variable modulation/coding and transmitting ModCod field in Frame header if PLP type supports fixed modulation/coding to reduce signaling overhead. In addition, if a Notch band exists for each PLP, by transmitting the start address of the Notch and its width, decoding corresponding carriers at the receiver can become unnecessary.

**[0119]** Fig. 43 shows an example of Pilot Pattern 5 (PP5) applied in a channel bonding environment. As shown, if SP positions are coincident with preamble pilot positions, irregular pilot structure can occur.

**[0120]** Fig. 43a shows an example of pilot inserting module 404 as shown in Fig. 42. As represented in Fig. 43, if a single frequency band (for example, 8 MHz) is used, the available bandwidth is 7.61 MHz, but if multiple frequency bands are bonded, guard bands can be removed, thus, frequency efficiency can increase greatly. Fig. 43b is an example of preamble inserting module 504 as shown in Fig. 51 that is transmitted at the front part of the frame and even with channel bonding, the preamble has repetition rate of 7.61 MHz, which is bandwidth of L1 block. This is a structure considering the bandwidth of a tuner which performs initial channel scanning.

**[0121]** Pilot Patterns exist for both Preamble and Data Symbols. For data symbol, scattered pilot (SP) patterns can be used. Pilot Pattern 5 (PP5) and Pilot Pattern 7 (PP7) of T2 can be good candidates for frequency-only interpolation. PP5 has  $x=12$ ,  $y=4$ ,  $z=48$  for  $GI=1/64$  and PP7 has  $x=24$ ,  $y=4$ ,  $z=96$  for  $GI=1/128$ . Additional time-interpolation is also possible for a better channel estimation. Pilot patterns for preamble can cover all possible pilot positions for initial channel acquisition. In addition, preamble pilot positions should be coincident with SP positions and a single pilot pattern for both the preamble and the SP is desired. Preamble pilots could also be used for time-interpolation and every preamble could have an identical pilot pattern. These requirements are important for C2 detection in scanning and necessary for frequency offset estimation with scrambling sequence correlation. In a channel bonding environment, the coincidence in pilot positions should also be kept for channel bonding because irregular pilot structure may degrade interpolation performance.

**[0122]** In detail, if a distance  $z$  between scattered pilots (SPs) in an OFDM symbol is 48 and if a distance  $y$  between SPs corresponding to a specific SP carrier along the time axis is 4, an effective distance  $x$  after time interpolation becomes 12. This is when a guard interval (GI) fraction is  $1/64$ . If GI fraction is  $1/128$ ,  $x=24$ ,  $y=4$ , and  $z=96$  can be used. If channel bonding is used, SP positions can be made coincident with preamble pilot positions by generating non-continuous points in scattered pilot structure.

**[0123]** At this time, preamble pilot positions can be coincident with every SP positions of data symbol. When channel bonding is used, data slice where a service is transmitted, can be determined regardless of 8 MHz bandwidth granularity. However, for reducing overhead for data slice addressing, transmission starting from SP position and ending at SP position can be chosen.

**[0124]** When a receiver receives such SPs, if necessary, channel estimation module r501 shown in Fig. 62 can perform

time interpolation to obtain pilots shown in dotted lines in Fig. 43 and perform frequency interpolation. At this time, for non-continuous points of which intervals are designated as 32 in Fig. 43, either performing interpolations on left and right separately or performing interpolations on only one side then performing interpolation on the other side by using the already interpolated pilot positions of which interval is 12 as a reference point can be implemented. At this time, data slice width can vary within 7.61 MHz, thus, a receiver can minimize power consumption by performing channel estimation and decoding only necessary subcarriers.

**[0125]** Fig. 44 shows another example of PP5 applied in channel bonding environment or a structure of SP for maintaining effective distance  $x$  as 12 to avoid irregular SP structure shown in Fig. 43 when channel bonding is used. Fig. 44a is a structure of SP for data symbol and Fig. 44b is a structure of SP for preamble symbol.

**[0126]** As shown, if SP distance is kept consistent in case of channel bonding, there will be no problem in frequency interpolation but pilot positions between data symbol and preamble may not be coincident. In other words, this structure does not require additional channel estimation for an irregular SP structure, however, SP positions used in channel bonding and preamble pilot positions become different for each channel.

**[0127]** Fig. 45 shows a new SP structure or PP5' to provide a solution to the two problems aforementioned in channel bonding environment. Specifically, a pilot distance of  $x=16$  can solve those problems. To preserve pilot density or to maintain the same overhead, a PP5' can have  $x=16$ ,  $y=3$ ,  $z=48$  for  $GI=1/64$  and a PP7' can have  $x=16$ ,  $y=6$ ,  $z=96$  for  $GI=1/128$ . Frequency-only interpolation capability can still be maintained. Pilot positions are depicted in Fig. 45 for comparison with PP5 structure.

**[0128]** Fig. 46 shows an example of a new SP Pattern or PP5' structure in channel bonding environment. As shown in figure 46, whether either single channel or channel bonding is used, an effective pilot distance  $x=16$  can be provided. In addition, because SP positions can be made coincident with preamble pilot positions, channel estimation deterioration caused by SP irregularity or non-coincident SP positions can be avoided. In other words, no irregular SP position exists for freq-interpolator and coincidence between preamble and SP positions is provided.

**[0129]** Consequently, the proposed new SP patterns can be advantageous in that single SP pattern can be used for both single and bonded channel; no irregular pilot structure can be caused, thus a good channel estimation is possible; both preamble and SP pilot positions can be kept coincident; pilot density can be kept the same as for PP5 and PP7 respectively; and Frequency-only interpolation capability can also be preserved.

**[0130]** In addition, the preamble structure can meet the requirements such as preamble pilot positions should cover all possible SP positions for initial channel acquisition; maximum number of carriers should be 3409 (7.61 MHz) for initial scanning; exactly same pilot patterns and scrambling sequence should be used for C2 detection; and no detection-specific preamble like P1 in T2 is required.

**[0131]** In terms of relation with frame structure, data slice position granularity may be modified to 16 carriers rather than 12, thus, less position addressing overhead can occur and no other problem regarding data slice condition, Null slot condition etc can be expected.

**[0132]** Therefore, at channel estimation module r501 of Fig. 62, pilots in every preamble can be used when time interpolation of SP of data symbol is performed. Therefore, channel acquisition and channel estimation at the frame boundaries can be improved.

**[0133]** Now, regarding requirements related to the preamble and the pilot structure, there is consensus in that positions of preamble pilots and SPs should coincide regardless of channel bonding; the number of total carriers in L1 block should be dividable by pilot distance to avoid irregular structure at band edge; L1 blocks should be repeated in frequency domain; and L1 blocks should always be decodable in arbitrary tuner window position. Additional requirements would be that pilot positions and patterns should be repeated by period of 8 MHz; correct carrier frequency offset should be estimated without channel bonding knowledge; and L1 decoding (re-ordering) is impossible before the frequency offset is compensated.

**[0134]** Fig. 47 shows a relationship between data symbol and preamble when preamble structures as shown in Fig. 52 and Fig. 53 are used. L1 block can be repeated by period of 6 MHz. For L1 decoding, both frequency offset and Preamble shift pattern should be found. L1 decoding is not possible in arbitrary tuner position without channel bonding information and a receiver cannot differentiate between preamble shift value and frequency offset.

**[0135]** Thus, a receiver, specifically for Frame header remover r401 shown in Fig. 63 to perform L1 signal decoding, channel bonding structure needs to be obtained. Because preamble shift amount expected at two vertically shadowed regions in Fig. 47 is known, time/freq synchronizing module r505 in Fig. 62 can estimate carrier frequency offset. Based on the estimation, L1 signaling path (r308-1 ~ r301-1) in Fig. 64 can decode L1.

**[0136]** Fig. 48 shows a relationship between data symbol and preamble when the preamble structure as shown in Fig. 55 is used. L1 block can be repeated by period of 8 MHz. For L1 decoding, only frequency offset needs to be found and channel bonding knowledge may not be required. Frequency offset can be easily estimated by using known Pseudo Random Binary Sequence (PRBS) sequence. As shown in Fig. 48, preamble and data symbols are aligned, thus, additional sync search can become unnecessary. Therefore, for a receiver, specifically for the Frame header remover module r401 shown in Fig. 63, it is possible that only correlation peak with pilot scrambling sequence needs to be obtained

## EP 2 568 645 B1

to perform L1 signal decoding. The time/freq synchronizing module r505 in Fig. 62 can estimate carrier frequency offset from peak position.

**[0137]** Fig. 49 shows an example of cable channel delay profile.

**[0138]** From the point of view of pilot design, current GI already over-protects delay spread of cable channel. In the worst case, redesigning the channel model can be an option. To repeat the pattern exactly every 8 MHz, the pilot distance should be a divisor of 3584 carriers ( $z=32$  or  $56$ ). A pilot density of  $z=32$  can increase pilot overhead, thus,  $z=56$  can be chosen. Slightly less delay coverage may not be an important in cable channel. For example, it can be  $8 \mu\text{s}$  for PP5' and  $4 \mu\text{s}$  for PP7' compared to  $9.3 \mu\text{s}$  (PP5) and  $4.7 \mu\text{s}$  (PP7). Meaningful delays can be covered by both pilot patterns even in a worst case. For preamble pilot position, no more than all SP positions in data symbol are necessary.

**[0139]** If the  $-40$  dB delay path can be ignored, actual delay spread can become  $2.5 \mu\text{s}$ ,  $1/64$  GI =  $7 \mu\text{s}$ , or  $1/128$  GI =  $3.5 \mu\text{s}$ . This shows that pilot distance parameter,  $z=56$  can be a good enough value. In addition,  $z=56$  can be a convenient value for structuring pilot pattern that enables preamble structure shown in Fig. 48.

**[0140]** Fig. 50 shows scattered pilot structure that uses  $z=56$  and  $z=112$  which is constructed at pilot inserting module 404 in Fig. 42. PP5' ( $x=14, y=4, z=56$ ) and PP7' ( $x=28, y=4, z=112$ ) are proposed. Edge carriers could be inserted for closing edge.

**[0141]** As shown in Fig. 50, pilots are aligned at 8 MHz from each edge of the band, every pilot position and pilot structure can be repeated every 8 MHz. Thus, this structure can support the preamble structure shown in Fig. 48. In addition, a common pilot structure between preamble and data symbols can be used. Therefore, channel estimation module r501 in Fig. 62 can perform channel estimation using interpolation on preamble and data symbols because no irregular pilot pattern can occur, regardless of window position which is decided by data slice locations. At this time, using only frequency interpolation can be enough to compensate channel distortion from delay spread. If time interpolation is performed additionally, more accurate channel estimation can be performed.

**[0142]** Consequently, in the new proposed pilot pattern, pilot position and pattern can be repeated based on a period of 8 MHz. A single pilot pattern can be used for both preamble and data symbols. L1 decoding can always be possible without channel bonding knowledge. In addition, the proposed pilot pattern may not affect commonality with T2 because the same pilot strategy of scattered pilot pattern can be used; T2 already uses 8 different pilot patterns; and no significant receiver complexity can be increased by modified pilot patterns. For a pilot scrambling sequence, the period of PRBS can be 2047 (m-sequence); PRBS generation can be reset every 8 MHz, of which the period is 3584; pilot repetition rate of 56 can be also co-prime with 2047; and no PAPR issue can be expected.

**[0143]** Fig. 51 shows an example of a modulator based on OFDM. Input symbol streams can be transformed into time domain by IFFT module 501. If necessary, peak-to-average power ratio (PAPR) can be reduced at PAPR reducing module 502. For PAPR methods, Active constellation extension (ACE) or tone reservation can be used. GI inserting module 503 can copy a last part of effective OFDM symbol to fill guard interval in a form of cyclic prefix.

**[0144]** Preamble inserting module 504 can insert preamble at the front of each transmitted frame such that a receiver can detect digital signal, frame and acquire time/freq offset acquisition. At this time, the preamble signal can perform physical layer signaling such as FFT size (3 bits) and Guard interval size (3 bits). The Preamble inserting module 504 can be omitted if the modulator is specifically for DVB-C2.

**[0145]** Fig. 52 shows an example of a preamble structure for channel bonding, generated at preamble inserting module 504 in Fig. 51. One complete L1 block should be "always decodable" in any arbitrary 7.61 MHz tuning window position and no loss of L1 signaling regardless of tuner window position should occur. As shown, L1 blocks can be repeated in frequency domain by period of 6 MHz. Data symbol can be channel bonded for every 8 MHz. If, for L1 decoding, a receiver uses a tuner such as the tuner r603 represented in Fig. 61 which uses a bandwidth of 7.61 MHz, the Frame header remover r401 in Fig. 63 needs to rearrange the received cyclic shifted L1 block (Fig. 53) to its original form. This rearrangement is possible because L1 block is repeated for every 6MHz block. Fig. 53a can be reordered into Fig. 53b.

**[0146]** Fig. 54 shows a process for designing a more optimized preamble. The preamble structure of Fig. 52 uses only 6MHz of total tuner bandwidth 7.61 MHz for L1 decoding. In terms of spectrum efficiency, tuner bandwidth of 7.61 MHz is not fully utilized. Therefore, there can be further optimization in spectrum efficiency.

**[0147]** Fig. 55 shows another example of preamble structure or preamble symbols structure for full spectrum efficiency, generated at Frame Header Inserting module 401 in Fig. 42. Just like data symbol, L1 blocks can be repeated in frequency domain by period of 8 MHz. One complete L1 block is still "always decodable" in any arbitrary 7.61 MHz tuning window position. After tuning, the 7.61 MHz data can be regarded as a virtually punctured code. Having exactly the same bandwidth for both the preamble and data symbols and exactly the same pilot structure for both the preamble and data symbols can maximize spectrum efficiency. Other features such as cyclic shifted property and not sending L1 block in case of no data slice can be kept unchanged. In other words, the bandwidth of preamble symbols can be identical with the bandwidth of data symbols or, as shown in Fig. 57, the bandwidth of the preamble symbols can be the bandwidth of the tuner (here, it's 7.61 MHz). The tuner bandwidth can be defined as a bandwidth that corresponds to a number of total active carriers when a single channel is used. That is, the bandwidth of the preamble symbol can correspond to the number of total active carriers (here, it's 7.61 MHz).

**[0148]** Fig. 56 shows a virtually punctured code. The 7.61 MHz data among the 8 MHz L1 block can be considered as punctured coded. When a tuner r603 shown in Fig. 61 uses 7.61 MHz bandwidth for L1 decoding, Frame header remover r401 in Fig. 63 needs to rearrange received, cyclic shifted L1 block into original form as shown in Fig. 56. At this time, L1 decoding is performed using the entire bandwidth of the tuner. Once the L1 block is rearranged, a spectrum of the rearranged L1 block can have a blank region within the spectrum as shown in upper right side of Fig. 56 because an original size of L1 block is 8 MHz bandwidth.

**[0149]** Once the blank region is zero padded, either after deinterleaving in symbol domain by the freq. deinterleaver r403 in Fig. 63 or by the symbol deinterleaver r308-1 in Fig. 64 or after deinterleaving in bit domain by the symbol demapper r306-1, bit mux r305-1, and inner deinterleaver r304-1 in Fig. 64, the block can have a form which appears to be punctured as shown in lower right side of Fig. 56.

**[0150]** This L1 block can be decoded at the punctured/shortened decode module r303-1 in Fig. 64. By using these preamble structure, the entire tuner bandwidth can be utilized, thus spectrum efficiency and coding gain can be increased. In addition, an identical bandwidth and pilot structure can be used for the preamble and data symbols.

**[0151]** In addition, if the preamble bandwidth or the preamble symbols bandwidth is set as a tuner bandwidth as shown in Fig. 58, (it's 7.61 MHz in the example), a complete L1 block can be obtained after rearrangement even without puncturing. In other words, for a frame having preamble symbols, wherein the preamble symbols have at least one layer 1 (L1) block, it can be said, the L1 block has 3408 active subcarriers and the 3408 active subcarriers correspond to 7.61 MHz of 8MHz Radio Frequency (RF) band.

**[0152]** Thus, spectrum efficiency and L1 decoding performance can be maximized. In other words, at a receiver, decoding can be performed at punctured/shortened decode module r303-1 in Fig. 64, after performing only deinterleaving in the symbol domain.

**[0153]** Consequently, the proposed new preamble structure can be advantageous in that it's fully compatible with previously used preamble except that the bandwidth is different; L1 blocks are repeated by period of 8 MHz; L1 block can be always decodable regardless of tuner window position; Full tuner bandwidth can be used for L1 decoding; maximum spectrum efficiency can guarantee more coding gain; incomplete L1 block can be considered as punctured coded; simple and same pilot structure can be used for both preamble and data; and identical bandwidth can be used for both preamble and data.

**[0154]** Fig. 59 shows an example of an analog processor. A DAC module 601 can convert digital signal input into analog signal. After transmission frequency bandwidth is up-converted (602) and analog filtered (603) signal can be transmitted.

**[0155]** Fig. 60 shows an example of a digital receiver system. Received signal is converted into digital signal at an analog process module r105. A demodulator r104 can convert the signal into data in frequency domain. A frame parser r103 can remove pilots and headers and enable selection of service information that needs to be decoded. A BICM demodulator r102 can correct errors in the transmission channel. An output processor r101 can restore the originally transmitted service stream and timing information.

**[0156]** Fig. 61 shows an example of analog processor used at the receiver. A Tuner/AGC module r603 can select desired frequency bandwidth from received signal. A down converting module r602 can restore baseband. An ADC module r601 can convert analog signal into digital signal.

**[0157]** Fig. 62 shows an example of demodulator. A frame detecting module r506 can detect the preamble, check if a corresponding digital signal exists, and detect a start of a frame. A time/freq synchronizing module r505 can perform synchronization in time and frequency domains. At this time, for time domain synchronization, a guard interval correlation can be used. For frequency domain synchronization, correlation can be used or offset can be estimated from phase information of a subcarrier that is transmitted in the frequency domain. A preamble removing module r504 can remove preamble from the front of detected frame. A GI removing module r503 can remove guard interval. A FFT module r501 can transform signal in the time domain into signal in the frequency domain. A channel estimation/equalization module r501 can compensate errors by estimating distortion in transmission channel using pilot symbol. The Preamble removing module r504 can be omitted if the demodulator is specifically for DVB-C2.

**[0158]** Fig. 63 shows an example of frame parser. A pilot removing module r404 can remove pilot symbol. A freq deinterleaving module r403 can perform deinterleaving in the frequency domain. An OFDM symbol merger r402 can restore data frame from symbol streams transmitted in OFDM symbols. A frame header removing module r401 can extract physical layer signaling from header of each transmitted frame and remove header. Extracted information can be used as parameters for following processes in the receiver.

**[0159]** Fig. 64 shows an example of a BICM demodulator. Fig. 64a shows a data path and Fig. 64b shows a L1 signaling path. A symbol deinterleaver r308 can perform deinterleaving in the symbol domain. A ModCod extract r307 can extract ModCod parameters from front of each BB frame and make the parameters available for following adaptive/variable demodulation and decoding processes. A Symbol demapper r306 can demap input symbol streams into bit Log-Likelihood Ratio (LLR) streams. The Output bit LLR streams can be calculated by using a constellation used in a Symbol mapper 306 of the transmitter as reference point. At this point, when the aforementioned MQAM or NU-MQAM is used,

by calculating both I axis and Q axis when calculating bit nearest from MSB and by calculating either I axis or Q axis when calculating the rest bits, an efficient symbol demapper can be implemented. This method can be applied to, for example, Approximate LLR, Exact LLR, or Hard decision.

**[0160]** When an optimized constellation according to constellation capacity and code rate of error correction code at the Symbol mapper 306 of the transmitter is used, the Symbol demapper r306 of the receiver can obtain a constellation using the code rate and constellation capacity information transmitted from the transmitter. The bit mux r305 of the receiver can perform an inverse function of the bit demux 305 of the transmitter. The Inner deinterleaver r304 and outer deinterleaver r302 of the receiver can perform inverse functions of the inner interleaver 304 and outer interleaver 302 of the transmitter, respectively to get the bitstream in its original sequence. The outer deinterleaver r302 can be omitted if the BICM demodulator is specifically for DVB-C2.

**[0161]** The inner decoder r303 and outer decoder r301 of the receiver can perform corresponding decoding processes to the inner coder 303 and outer code 301 of the transmitter, respectively, to correct errors in the transmission channel. Similar processes performed on data path can be performed on L1 signaling path, but with different parameters (r308-1 ~ r301-1). At this point, as explained in the preamble part, a shortened/punctured code module r303-1 can be used for L1 signal decoding.

**[0162]** Fig. 65 shows an example of LDPC decoding using shortening / puncturing. A demux r301a can separately output information part and parity part of systematic code from input bit streams. For the information part, a zero padding (r302a) can be performed according to a number of input bit streams of LDPC decoder, for the parity part, input bit streams for (r303a) the LDPC decoder can be generated by de-puncturing punctured part. LDPC decoding (r304a) can be performed on generated bit streams, zeros in information part can be removed and output (r305a).

**[0163]** Fig. 66 shows an example of output processor. A BB descrambler r209 can restore scrambled (209) bit streams at the transmitter. A Splitter r208 can restore BB frames that correspond to multiple PLP that are multiplexed and transmitted from the transmitter according to PLP path. For each PLP path, a BB header remover r207-1~n can remove the header that is transmitted at the front of the BB frame. A CRC decoder r206-1~n can perform CRC decoding and make reliable BB frames available for selection. A Null packet inserting modules r205-1~n can restore null packets which were removed for higher transmission efficiency in their original location. A Delay recovering modules r204-1~n can restore a delay that exists between each PLP path.

**[0164]** An output clock recovering modules r203-1~n can restore the original timing of the service stream from timing information transmitted from the input stream synchronization modules 203-1~n. An output interface modules r202-1~n can restore data in TS/GS packet from input bit streams that are sliced in BB frame. An output postprocess modules r201-1~n can restore multiple TS/GS streams into a complete TS/GS stream, if necessary. The shaded blocks shown in Fig. 66 represent modules that can be used when a single PLP is processed at a time and the rest of the blocks represent modules that can be used when multiple PLPs are processed at the same time.

**[0165]** Preamble pilot patterns were carefully designed to avoid PAPR increase, thus, whether L1 repetition rate may increase PAPR needs to be considered. The number of L1 information bits varies dynamically according to the channel bonding, the number of PLPs, etc. In detail, it is necessary to consider things such as fixed L1 block size may introduce unnecessary overhead; L1 signaling should be protected more strongly than data symbols; and time interleaving of L1 block can improve robustness over channel impairment such as impulsive noise need.

**[0166]** For a L1 block repetition rate of 8 MHz, as shown in Fig. 67, full spectrum efficiency (26.8% BW increase) is exhibited with virtual puncturing but the PAPR may be increased since L1 bandwidth is the same as that of the data symbols. For the repetition rate of 8 MHz, 4K-FFT DVB-T2 frequency interleaving can be used for commonality and the same pattern can repeat itself at a 8 MHz period after interleaving.

**[0167]** For a L1 block repetition rate of 6 MHz, as shown in Fig. 68, reduced spectrum efficiency can be exhibited with no virtual puncturing. A similar problem of PAPR as for the 8MHz case can occur since the L1 and data symbol bandwidths share LCM=24 MHz. For the repetition rate of 6 MHz, 4K-FFT DVB-T2 frequency interleaving can be used for commonality and the same pattern can repeat itself at a period of 24 MHz after interleaving.

**[0168]** Fig. 69 shows a new L1 block repetition rate of 7.61 MHz or full tuner bandwidth. A full spectrum efficiency (26.8% BW increase) can be obtained with no virtual puncturing. There can be no PAPR issue since L1 and data symbol bandwidths share LCM≈1704 MHz. For the repetition rate of 7.61 MHz, 4K-FFT DVB-T2 frequency interleaving can be used for commonality and the same pattern can repeat itself by period of about 1704 MHz after interleaving.

**[0169]** Fig. 70 is an example of L1 signaling which is transmitted in the frame header. Each information in L1 signaling can be transmitted to the receiver and can be used as a decoding parameter. Especially, the information can be used in L1 signal path shown in Fig. 64 and PLPs can be transmitted in each data slice. An increased robustness for each PLP can be obtained.

**[0170]** Fig. 72 is an example of a symbol interleaver 308-1 as shown in L1 signaling path in Fig. 37 and also can be an example of its corresponding symbol deinterleaver r308-1 as shown in L1 signaling path in Fig. 64. Blocks with tilted lines represent L1 blocks and solid blocks represent data carriers. L1 blocks can be transmitted not only within a single preamble, but also can be transmitted within multiple OFDM blocks. Depending on a size of L1 block, the size of the

interleaving block can vary. In other words, num\_L1\_sym and L1 span can be different from each other. To minimize unnecessary overhead, data can be transmitted within the rest of the carriers of the OFDM symbols where the L1 block is transmitted. At this point, full spectrum efficiency can be guaranteed because the repeating cycle of L1 block is still a full tuner bandwidth. In Fig. 72, the numbers in blocks with tilted lines represent the bit order within a single LDPC block.

5 **[0171]** Consequently, when bits are written in an interleaving memory in the row direction according to a symbol index as shown in Fig. 72 and read in the column direction according to a carrier index, a block interleaving effect can be obtained. In other words, one LDPC block can be interleaved in the time domain and the frequency domain and then can be transmitted. Num\_L1\_sym can be a predetermined value, for example, a number between 2-4 can be set as a number of OFDM symbols. At this point, to increase the granularity of the L1 block size, a punctured/shortened LDPC code having a minimum length of the codeword can be used for L1 protection.

10 **[0172]** Fig. 73 is an example of an L1 block transmission. Fig. 73 illustrates Fig. 72 in frame domain. As shown on Fig. 73a, L1 blocks can be spanning in full tuner bandwidth or as shown on Fig. 73b, L1 blocks can be partially spanned and the rest of the carriers can be used for data carrier. In either case, it can be seen that the repetition rate of L1 block can be identical to a full tuner bandwidth. In addition, for OFDM symbols which uses L1 signaling including preamble, only symbol interleaving can be performed while not allowing data transmission in that OFDM symbols. Consequently, for OFDM symbol used for L1 signaling, a receiver can decode L1 by performing deinterleaving without data decoding. At this point, the L1 block can transmit L1 signaling of current frame or L1 signaling of a subsequent frame. At the receiver side, L1 parameters decoded from L1 signaling decoding path shown in Fig. 64 can be used for decoding process for data path from frame parser of subsequent frame.

15 **[0173]** In summary, at a transmitter, interleaving blocks of L1 region can be performed by writing blocks to a memory in a row direction and reading the written blocks from the memory in a column direction. At a receiver, deinterleaving blocks of L1 region can be performed by writing blocks to a memory in a column direction and reading the written blocks from the memory in a row direction. The reading and writing directions of transmitter and receiver can be interchanged.

20 **[0174]** When simulation is performed with assumptions such as CR=1/2 for L1 protection and for T2 commonality; 16-QAM symbol mapping; pilot density of 6 in the Preamble; number of short LDPC implies required amount of puncturing/shortening are made, results or conclusions such as only preamble for L1 transmission may not be sufficient; the number of OFDM symbols depends on the amount of L1 block size; shortest LDPC codeword (e.g. 192 bits information) among shortened/punctured code may be used for flexibility and fine granularity; and Padding may be added if required with negligible overhead, can be obtained. The result is summarized in Fig. 71.

30 **[0175]** Consequently, for a L1 block repetition rate, full tuner bandwidth with no virtual puncturing can be a good solution and still no PAPR issue can arise with full spectrum efficiency. For L1 signaling, efficient signaling structure can allow maximum configuration in an environment of 8 channels bonding, 32 notches, 256 data slices, and 256 PLPs. For L1 block structure, flexible L1 signaling can be implemented according to L1 block size. Time interleaving can be performed for better robustness for T2 commonality. Less overhead can allow data transmission in preamble.

35 **[0176]** Block interleaving of L1 block can be performed for better robustness. The interleaving can be performed with fixed pre-defined number of L1 symbols (num\_L1\_sym) and a number of carriers spanned by L1 as a parameter (L1\_span). The same technique is used for P2 preamble interleaving in DVB-T2.

40 **[0177]** L1 block of variable size can be used. Size can be adaptable to the amount of L1 signaling bits, resulting in a reduced overhead. Full spectrum efficiency can be obtained with no PAPR issue. Less than 7.61 MHz repetition can mean that more redundancy can be sent but unused. No PAPR issue can arise because of 7.61 MHz repetition rate for L1 block.

45 **[0178]** Fig. 74 is another example of L1 signaling transmitted within a frame header. This Fig. 74 is different from Fig. 70 in that the L1\_span field having 12 bits it is divided into two fields. In other words, the L1\_span field is divided into a L1\_column having 9 bits and a L1\_row having 3 bits. The L1\_column represents the carrier index that L1 spans. Because data slice starts and ends at every 12 carriers, which is the pilot density, the 12 bits of overhead can be reduced by 3 bits to reach 9 bits.

50 **[0179]** L1\_row represents the number of OFDM symbols where L1 is spanning when time interleaving is applied. Consequently, time interleaving can be performed within an area of L1\_columns multiplied by L1\_rows. Alternatively, a total size of L1 blocks can be transmitted such that L1\_span shown in Fig. 70 can be used when time interleaving is not performed. For such a case, L1 block size is 11,776 x 2 bits in the example, thus 15 bits is enough. Consequently, the L1\_span field can be made up of 15 bits.

55 **[0180]** Fig. 75 is an example of frequency or time interleaving/deinterleaving. The Fig. 75 shows a part of a whole transmission frame. The Fig. 75 also shows bonding of multiple 8 MHz bandwidths. A frame can consist of a preamble which transmits L1 blocks and a data symbol which transmits data. The different kinds of data symbols represent data slices for different services. As shown in Fig. 75, the preamble transmits L1 blocks for every 7.61 MHz.

**[0181]** For the preamble, frequency or time interleaving is performed within L1 blocks and not performed between L1 blocks. That is, for the preamble, it can be said that interleaving is performed at L1 block level. This allows decoding the L1 blocks by transmitting L1 blocks within a tuner window bandwidth even when the tuner window has moved to a

random location within a channel bonding system.

**[0182]** For decoding data symbol at a random tuner window bandwidth, interleaving between data slices should not occur. That is, for data slices, it can be said that interleaving is performed at data slice level. Consequently, frequency interleaving and time interleaving should be performed within a data slice. Therefore, a symbol interleaver 308 in a data path of a BICM module of transmitter as shown in Fig. 37 can perform symbol interleaving for each data slice. A symbol interleaver 308-1 in an L1 signal path can perform symbol interleaving for each L1 block.

**[0183]** A frequency interleaver 403 shown in Fig. 42 needs to perform interleaving on the preamble and data symbols separately. Specifically, for the preamble, frequency interleaving can be performed for each L1 block and for data symbol, frequency interleaving can be performed for each data slice. At this point, time interleaving in data path or L1 signal path may not be performed considering low latency mode.

**[0184]** Fig. 76 is a table analyzing overhead of L1 signaling which is transmitted in a FECFRAME header at the ModCod Header Inserting module 307 on the data path of the BICM module as shown in Fig. 37. As seen in Fig. 76, for short LDPC block (size=16200), a maximum overhead of 3.3% can occur which may not be negligible. In the analysis, 45 symbols are assumed for FECFRAME protection and the preamble is a C2 frame specific L1 signaling and FECFRAME header is FECFRAME specific L1 signaling i.e., Mod, Cod, and PLP identifier.

**[0185]** To reduce L1 overhead, approaches according to two Data-slice types can be considered. For ACM/VCM type and multiple PLP cases, frame can be kept same as for the FECFRAME header. For ACM/VCM type and single PLP cases, the PLP identifier can be removed from the FECFRAME header, resulting in up to 1.8% overhead reduction. For CCM type and multiple PLP cases, the Mod/Cod field can be removed from the FECFRAME header, resulting in up to 1.5% overhead reduction. For CCM type and single PLP cases, no FECFRAME header is required, thus, up to 3.3% of overhead reduction can be obtained.

**[0186]** In a shortened L1 signaling, either Mod/Cod (7 bits) or PLP identifier (8 bits) can be transmitted, but it can be too short to get any coding gain. However, it is possible not to require synchronization because PLPs can be aligned with the C2 transmission frame; every ModCod of each PLP can be known from the preamble; and a simple calculation can enable synchronization with the specific FECFRAME.

**[0187]** Fig. 77 is showing a structure for a FECFRAME header for minimizing the overhead. In Fig. 77, the blocks with tilted lines and the FECFRAME Builder represent a detail block diagram of the ModCod Header Inserting module 307 on data path of the BICM module as shown in Fig. 37. The solid blocks represent an example of inner coding module 303, inner interleaver 304, bit demux 305, and symbol mapper 306 on the data path of the BICM module as shown in Fig. 37. At this point, shortened L1 signaling can be performed because CCM does not require a Mod/Cod field and single PLP does not require a PLP identifier. On this L1 signal with a reduced number of bits, the L1 signal can be repeated three times in the preamble and BPSK modulation can be performed, thus, a very robust signaling is possible. Finally, the ModCod Header Inserting module 307 can insert the generated header into each FEC frame. Fig. 84 is showing an example of the ModCod extracting module r307 on the data path of BICM demod module shown in Fig. 64.

**[0188]** As shown in Fig. 84, the FECFRAME header can be parsed (r301b), then symbols which transmit identical information in repeated symbols can be delayed, aligned, and then combined (rake combining r302b). Finally, when BPSK demodulation (r303b) is performed, received L1 signal field can be restored and this restored L1 signal field can be sent to the system controller to be used as parameters for decoding. Parsed FECFRAME can be sent to the symbol demapper.

**[0189]** Fig. 78 is showing a bit error rate (BER) performance of the aforementioned L1 protection. It can be seen that about 4.8 dB of SNR gain is obtained through the a three time repetition. Required SNR is 8.7 dB at BER = 1E-11.

**[0190]** Fig. 79 is showing examples of transmission frames and FEC frame structures. The FEC frame structures shown on the upper right side of the Fig. 79 represent FECFRAME header inserted by the ModCod Header Inserting module 307 in Fig. 37. It can be seen that depending on various combinations of conditions i.e., CCM or ACM/VCM type and single or multiple PLP, different size of headers can be inserted. Or, no header can be inserted. Transmission frames formed according to data slice types and shown on the lower left side of the Fig. 79 can be formed by the Frame header inserting module 401 of the Frame builder as shown in Fig. 42 and the merger/slicer module 208 of the input processor shown in Fig. 35. At this point, the FECFRAME can be transmitted according to different types of data slice. Using this method, a maximum of 3.3% of overhead can be reduced. In the upper right side of the Fig. 79, four different types of structures are shown, but a skilled person in the art would understand that these are only examples, and any of these types or their combinations can be used for the data slice.

**[0191]** At the receiver side, the Frame header removing module r401 of the Frame parser module as shown in Fig. 63 and the ModCod extracting module r307 of the BICM demod module shown in Fig. 64 can extract a ModCod field parameter which is required for decoding. At this point, according to the data slice types of transmission frame parameters can be extracted. For example, for CCM type, parameters can be extracted from L1 signaling which is transmitted in the preamble and for ACM/VCM type, parameters can be extracted from the FECFRAME header.

**[0192]** As shown in the upper right side of Fig. 79, the fecframe structure can be divided into two groups, in which the first group is the upper three frame structures with header and the second group is the last frame structure without header.

**[0193]** Fig. 80 is showing an example of L1 signaling which can be transmitted within the preamble by the Frame header inserting module 401 of the Frame builder module shown in Fig. 42. This L1 signaling is different from the previous L1 signaling in that L1 block size can be transmitted in bits (L1\_size, 14 bits); turning on/off time interleaving on data slice is possible (dslice\_time\_intrlv, 1 bit); and by defining data slice type (dslice\_type, 1 bit), L1 signaling overhead is reduced. At this point, when the data slice type is CCM, the Mod/Cod field can be transmitted within the preamble rather than within the FECFRAME header (plp\_mod (3 bits), plp\_fec\_type (1 bit), plp\_cod (3 bits)).

**[0194]** At the receiver side, the shortened/punctured inner decoder r303-1 of the BICM demod as shown in Fig. 64 can obtain the first LDPC block, which has a fixed L1 block size, transmitted within the preamble, through decoding. The numbers and size of the rest of the LDPC blocks can also be obtained.

**[0195]** Time interleaving can be used when multiple OFDM symbols are needed for L1 transmission or when there is a time-interleaved data slice. A flexible on/off of the time interleaving is possible with an interleaving flag. For preamble time interleaving, a time interleaving flag (1 bit) and a number of OFDM symbols interleaved (3 bits) may be required, thus, a total of 4 bits can be protected by a way similar to a shortened FECFRAME header.

**[0196]** Fig. 81 is showing an example of L1-pre signaling that can be performed at the ModCod Header Inserting module 307-1 on the data path of BICM module shown in Fig. 37. The blocks with tilted lines and Preamble Builder are examples of the ModCod Header Inserting module 307-1 on the L1 signaling path of the BICM module shown in Fig. 37. The solid blocks are examples of the Frame header inserting module 401 of the Frame builder as shown in Fig. 42.

**[0197]** Also, the solid blocks can be examples of shortened/punctured inner code module 303-1, inner interleaver 304-1, bit demux 305-1, and symbol mapper 306-1 on L1 signaling path of BICM module shown in Fig. 37.

**[0198]** As seen in Fig. 81, the L1 signal that is transmitted in the preamble can be protected using shortened/punctured LDPC encoding. Related parameters can be inserted into the Header in a form of L1-pre. At this point, only time interleaving parameters can be transmitted in the Header of the preamble. To ensure more robustness, a four times repetition can be performed. At the receiver side, to be able to decode the L1 signal that is transmitted in the preamble, the ModCod extracting module r307-1 on the L1 signaling path of BICM demod as shown in Fig. 64 needs to use the decoding module shown in Fig. 84. At this point, because there is a four times repetition unlike the previous decoding FECFRAME header, a Rake receiving process which synchronizes the four times repeated symbols and adding the symbols, is required.

**[0199]** Fig. 82 shows a structure of L1 the signaling block that is transmitted from the Frame header inserting module 401 of the Frame builder module as shown in Fig. 42. It is showing a case where no time interleaving is used in a preamble. As shown in Fig. 82, different kind of LDPC blocks can be transmitted in the order of the carriers. Once an OFDM symbol is formed and transmitted then a following OFDM symbol is formed and transmitted. For the last OFDM symbol to be transmitted, if there is any carrier left, that carriers can be used for data transmission or can be dummy padded. The example in Fig. 82 shows a preamble that comprises three OFDM symbol. At a receiver side, for this non-interleaving case, the symbol deinterleaver r308-1 on the L1 signaling path of BICM demodulator as shown in Fig. 64 can be skipped.

**[0200]** Fig. 83 shows a case where L1 time interleaving is performed. As shown in Fig. 83, block interleaving can be performed in a fashion of forming an OFDM symbol for identical carrier indices then forming an OFDM symbols for the next carrier indices. As in the case where no interleaving is performed, if there is any carrier left, that carriers can be used for data transmission or can be dummy padded. At a receiver side, for this non-interleaving case, the symbol deinterleaver r308-1 on the L1 signaling path of the BICM demodulator shown in Fig. 64 can perform block deinterleaving by reading LDPC blocks in increasing order of numbers of the LDPC blocks.

**[0201]** In addition, there can be at least two types of data slices. Data slice type 1 has dslice\_type = 0 in L1 signaling fields. This type of data slice has no XFECFrame header and has its mod/cod values in L1 signaling fields. Data slice type 2 has dslice\_type = 1 in L1 signaling fields. This type of data slice has XFECFrame header and has its mod/cod values in XFECFrame header.

**[0202]** XFECFrame means XFEC(compleX Forward Error Correction)Frame and mod/cod means modulation type/coderate.

**[0203]** At a receiver, a frame parser can form a frame from demodulated signals. The frame has data symbols and the data symbols can have a first type of data slice which has an XFECFrame and an XFECFrame header and a second type of data slice which has XFECFrame without XFECFrame header. Also, a receiver can extract a field for indicating whether to perform time de-interleaving on the preamble symbols or not to perform time de-interleaving on the preamble symbols, from the L1 of the preamble symbols.

**[0204]** At a transmitter, a frame builder can build a frame. Data symbols of the frame comprise a first type of data slice which has an XFECFrame and an XFECFrame header and a second type of data slice which has XFECFrame without XFECFrame header. In addition, a field for indicating whether to perform time interleaving on preamble symbols or not to perform time interleaving on preamble symbols can be inserted in L1 of the preamble symbols.

**[0205]** Lastly, for shortened/punctured code for the Frame header inserting module 401 of the Frame builder shown in Fig. 42, a minimum size of codeword that can obtain coding gain can be determined and can be transmitted in a first LDPC block. In this manner, for the rest of LDPC block sizes can be obtained from that transmitted L1 block size.

**[0206]** Fig. 85 is showing another example of L1-pre signaling that can be transmitted from ModCod Header Inserting module 307-1 on L1 signaling path of BICM module shown in Fig. 37. Fig. 85 is different from Fig. 81 in that Header part protection mechanism has been modified. As seen in Fig. 85, L1 block size information L1\_size (14 bits) is not transmitted in L1 block, but transmitted in Header. In the Header, time interleaving information of 4 bits can be transmitted too. For total of 18 bits of input, BCH (45, 18) code which outputs 45 bits are used and copied to the two paths and finally, QPSK mapped. For the Q-path, 1 bit cyclic shift can be performed for diversity gain and PRBS modulation according to sync word can be performed. Total of 45 QPSK symbols can be output from these I/Q path inputs. At this point, if time interleaving depth is set as a number of preambles that is required to transmit L1 block, L1\_span (3bits) that indicates time interleaving depth may not need to be transmitted. In other words, only time interleaving on/off flag (1 bit) can be transmitted. At a receiver side, by checking only a number of transmitted preambles, without using L1\_span, time deinterleaving depth can be obtained.

**[0207]** Fig. 86 is showing an example of scheduling of L1 signaling block that is transmitted in preamble. If a size of L1 information that can be transmitted in a preamble is Nmax, when L1 size is smaller than Nmax, one preamble can transmit the information. However, when L1 size is bigger than Nmax, L1 information can be equally divided such that the divided L1 sub-block is smaller than Nmax, then the divided L1 sub-block can be transmitted in a preamble. At this point, for a carrier that is not used because of L1 information being smaller than Nmax, no data are transmitted.

**[0208]** Instead, as shown in Fig. 88, power of carriers where L1 block are transmitted can be boosted up to maintain a total preamble signal power equal to data symbol power. Power boosting factor can be varied depending on transmitted L1 size and a transmitter and a receiver can have a set value of this power boosting factor. For example, if only a half of total carriers are used, power boosting factor can be two.

**[0209]** Fig. 87 is showing an example of L1-pre signaling where power boosting is considered. When compared to Fig. 85, it can be seen that power of QPSK symbol can be boosted and sent to preamble builder.

**[0210]** Fig. 89 is showing another example of ModCod extracting module r307-1 on L1 signaling path of BICM demod module shown in Fig. 64. From input preamble symbol, L1 signaling FECFRAME can be output into symbol demapper and only header part can be decoded.

**[0211]** For input header symbol, QPSK demapping can be performed and Log-Likelihood Ratio (LLR) value can be obtained. For Q-path, PRBS demodulation according to sync word can be performed and a reverse process of the 1-bit cyclic shift can be performed for restoration.

**[0212]** These aligned two I/Q path values can be combined and SNR gain can be obtained. Output of hard decision can be input into BCH decoder. The BCH decoder can restore 18 bits of L1-pre from the input 45 bits.

**[0213]** Fig. 90 is showing a counterpart, ModCod extractor of a receiver. When compared to Fig. 89, power control can be performed on QPSK demapper input symbols to restore from power level boosted by transmitter to its original value. At this point, power control can be performed by considering a number of carriers used for L1 signaling in a preamble and by taking an inverse of obtained power boosting factor of a transmitter. The power boosting factor sets preamble power and data symbol power identical to each other.

**[0214]** Fig. 91 is showing an example of L1-pre synchronization that can be performed at ModCod extracting module r307-1 on L1 signaling path of BICM demod module shown in Fig. 64. This is a synchronizing process to obtain a start position of Header in a preamble. Input symbols can be QPSK demapped then for the output Q-path, an inverse of 1 bit cyclic shift can be performed and alignment can be performed. Two I/Q paths values can be multiplied and modulated values by L1-pre signaling can be demodulated. Thus, output of multiplier can express only PRBS which is a sync word. When the output is correlated with a known sequence PRBS, a correlation peak at Header can be obtained. Thus, a start position of Header in a preamble can be obtained. If necessary, power control which is performed to restore original power level, as shown in Fig. 90, can be performed on input of QPSK demapper.

**[0215]** Using the suggested methods and devices, among others advantages it is possible to implement an efficient digital transmitter, receiver and structure of physical layer signaling.

**[0216]** By transmitting ModCod information in each BB frame header that is necessary for ACM/VCM and transmitting the rest of the physical layer signaling in a frame header, signaling overhead can be minimized.

**[0217]** Modified QAM for a more energy efficient transmission or a more noise-robust digital broadcasting system can be implemented. The system can include transmitter and receiver for each example disclosed and the combinations thereof.

**[0218]** An Improved Non-uniform QAM for a more energy efficient transmission or a more noise-robust digital broadcasting system can be implemented. A method of using code rate of error correction code of NU-MQAM and MQAM is also described. The system can include transmitter and receiver for each example disclosed and the combinations thereof.

**[0219]** The suggested L1 signaling method can reduce overhead by 3~4% by minimizing signaling overhead during channel bonding.

**[0220]** It will be apparent to those skilled in the art that various modifications and variations can be made in the present invention without departing from the invention.

**Patentkrav**

- 1.** Fremgangsmåde til at sende et digitalt videotransmissionssignal til et kabelsystem til en modtager, omfattende at:
- 5 indkode Physical Layer Pipe, PLP, databits ved low density parity check, LDPC, kodeskema;
- afbilde preamble-databits til preamble-datasymboler og de indkodede PLP-databits til PLP-datasymboler;
- bygge mindst én dataslice baseret på PLP-datasymbolerne, idet dataslicen bærer én eller flere PLP'er;
- 10 tids-indflette PLP-datasymbolerne inde i dataslicen;
- frekvens-indflette de tids-indflettede PLP-datasymboler inde i dataslicen;
- bygge en signalramme baseret på preamble-datasymbolerne og de frekvens-indflettede PLP-datasymboler inde i dataslicen, preamble-datasymbolerne omfattende Lag 1, L1, signaleringsinformation til signalering af dataslicen;
- 15 indsætte pilotsignaler i signalrammen;
- modulere signalrammen, ind i hvilken pilotsignalerne er indsat, ved en Orthogonal Frequency Division Multiplexing, OFDM, fremgangsmåde; og
- sende et signal der omfatter den modulerede signalramme.
- 20 **2.** Fremgangsmåden ifølge krav 1, hvor L1-signaleringsinformationen har dataslice-ID-information der identificerer dataslicen.
- 3.** Fremgangsmåden ifølge kravene 2, hvor en længde af dataslice-ID-informationen er 8 bits.
- 25 **4.** Fremgangsmåden ifølge kravene 2, hvor L1-signaleringsinformationen endvidere har PLP PAYLOAD TYPE information der indikerer en type af payload-data båret af en associeret PLP.

- 5.** Fremgangsmåde til at modtage et digitalt videotransmissionssignal til et kabelsystem, omfattende;  
demodulere et signal der bærer en signalramme ved anvendelse af en Orthogonal Frequency Division Multiplexing, OFDM, fremgangsmåde;
- 5 slette pilotsignaler fra signalrammen i det demodulerede signal;  
opnå signalrammen, fra hvilken pilotsignalerne er slettet, fra det demodulerede signal, signalrammen omfattende preamblesymboler og mindst en dataslice, dataslicen omfattende Physical Layer Pipe, PLP, datasymboler fra én eller flere PLP'er, hvor preamblesymbolerne har Lag 1, L1, signaleringsinformation til signalering af dataslicen;
- 10 frekvens-af-indflette PLP-datasymbolerne inde i dataslicen; tids-af-indflette de frekvens-af-indflettede PLP-datasymboler inde i dataslicen;  
af-afilde de frekvens-af-indflettede PLP-datasymboler til PLP-databits; og  
afkode PLP-databitsene ved low density parity check, LDPC, afkodningsskema.
- 15 **6.** Fremgangsmåden ifølge krav 5, hvor L1-signaleringsinformationen har dataslice-ID-information der identificerer dataslicen.
- 7.** Fremgangsmåden ifølge krav 6, hvor en længde af dataslice-ID-informationen er 8 bits.
- 20 **8.** Fremgangsmåden ifølge krav 6, hvor L1-signaleringsinformationen endvidere har PLP PAYLOAD TYPE-information der indikerer typen af payload-data båret af en associeret PLP.
- 9.** Sender til at sende et digitalt videotransmissionssignal til et kabelsystem til en modtager, hvilken sender omfatter:
- 25 en indkoder (303) konfigureret til at indkode Physical Layer Pipe, PLP, databits ved low density parity check, LDPC, kodeskema;
- en første afbilder (306) konfigureret til at afbilde preamble-databits til preamble-datasymboler;
- 30 en anden afbilder (306-1) konfigureret til at afbilde de indkodede PLP-databits til PLP-datasymboler;
- en dataslice-bygger konfigureret til at bygge mindst én dataslice baseret på PLP-datasymbolerne, hvilken dataslice bærer én eller flere PLP'er;
- en tids-indfletter konfigureret til at tids-indflette PLP-datasymbolerne inde i dataslicen;

en frekvensindfletter (403) konfigureret til at frekvensindflette de tids-indflettede PLP-datasymboler inde i dataslicen;

5 en rammebygger (103) konfigureret til at bygge en signalramme baseret på preamble-datasymbolerne og de frekvens-indflettede PLP-datasymboler inde i dataslicen, idet preamble-datasymbolerne omfatter Lag 1, L1, signaleringsinformation til signalering af dataslicen;

en pilotindsætter (404) konfigureret til at indsætte pilotsignaler i signalrammen;

10 en modulator (104) konfigureret til at modulere signalrammen, ind i hvilken pilotsignalerne er indsat, ved en Orthogonal Frequency Division Multiplexing, OFDM, fremgangsmåde; og

en senderenhed konfigureret til at sende et signal omfattende den modulerede signalramme.

15 **10.** Sender ifølge krav 9, hvor L1-signaleringsinformationen har dataslice-ID-information der identificerer dataslicen.

**11.** Sender ifølge krav 10, hvor en længde af dataslice-ID-informationen er 8 bits.

20 **12.** Sender ifølge krav 10, hvor L1-signaleringsinformationen endvidere har PLP PAYLOAD TYPE information der indikerer en type af payload-data båret af en associeret PLP.

**13.** Modtager til at modtage et digitalt videotransmissionssignal til et kabelsystem, hvilken modtager omfatter;

25 en demodulator (r104) konfigureret til at demodulere et signal der bærer en signalramme ved anvendelse af en Orthogonal Frequency Division Multiplexing, OFDM, fremgangsmåde; et pilotfjernende modul (r404) konfigureret til at slette pilotsignaler fra signalrammen i det demodulerede signal;

30 en rammeparser (r103) konfigureret til at opnå signalrammen, fra hvilken pilotsignalerne er slettet, fra det demodulerede signal, signalrammen omfattende preamble-symboler og mindst en dataslice, dataslicen omfattende Physical Layer Pipe, PLP, datasymboler af én eller flere PLP'er, hvor preamblesymbolerne har Lag 1, L1, signaleringsinformation til signalering af dataslicen;

en frekvens-af-indfletter (r403) konfigureret til at frekvens-af-indflette PLP-datasymbolerne inde i dataslicen;

35 en tids-af-indfletter konfigureret til at tids-af-indflette de frekvens-af-indflettede PLP-

datasymboler inde i dataslicen;  
en af-abbilder (r306) konfigureret til at af-afbilde de frekvens-af-indflettede PLP-  
datasymboler til PLP-databits; og  
en afkoder (r102) konfigureret til at afkode PLP-databitsene ved Low Density Parity Check,  
5 LDPC, afkodningsskema.

**14.** Modtageren ifølge krav 13, hvor L1-signaleringsinformationen har dataslice-ID-  
information der identificerer dataslicen.

10 **15.** Modtageren ifølge krav 14, hvor en længde af dataslice-ID-informationen er 8 bits.

Fig. 1




Fig. 2

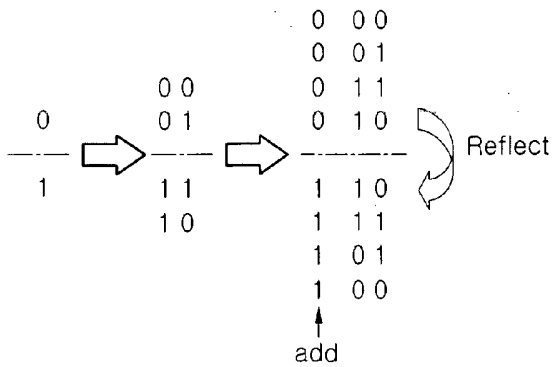


Fig. 3

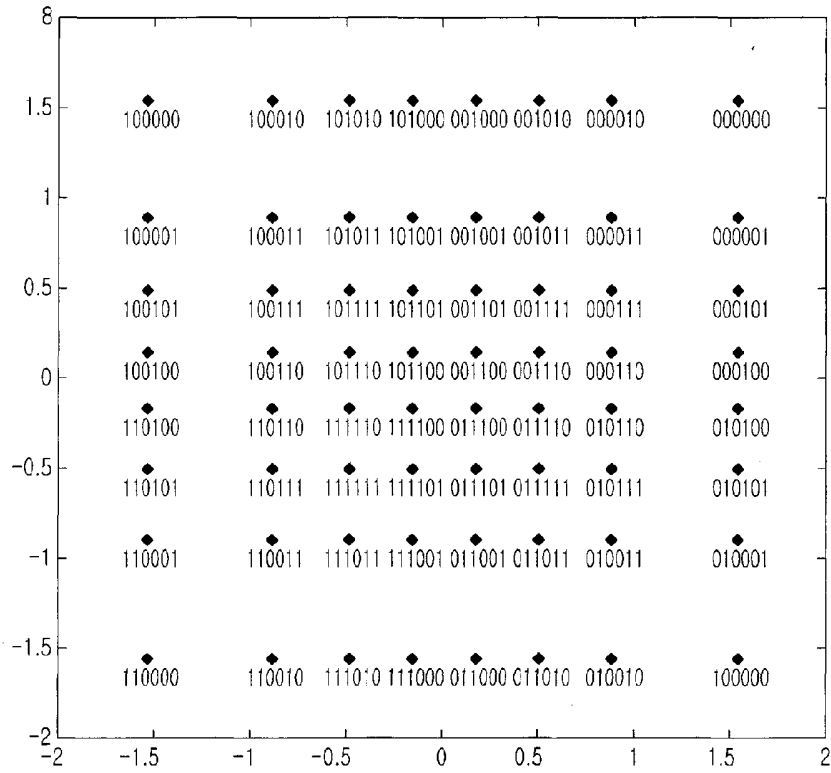


Fig. 4

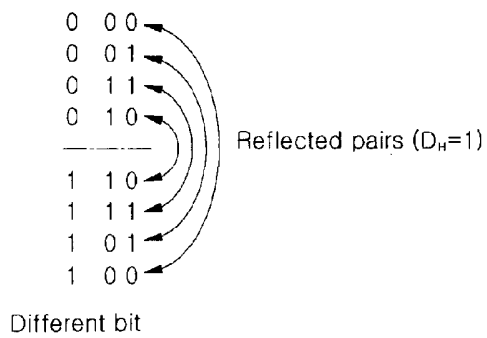


Fig. 5

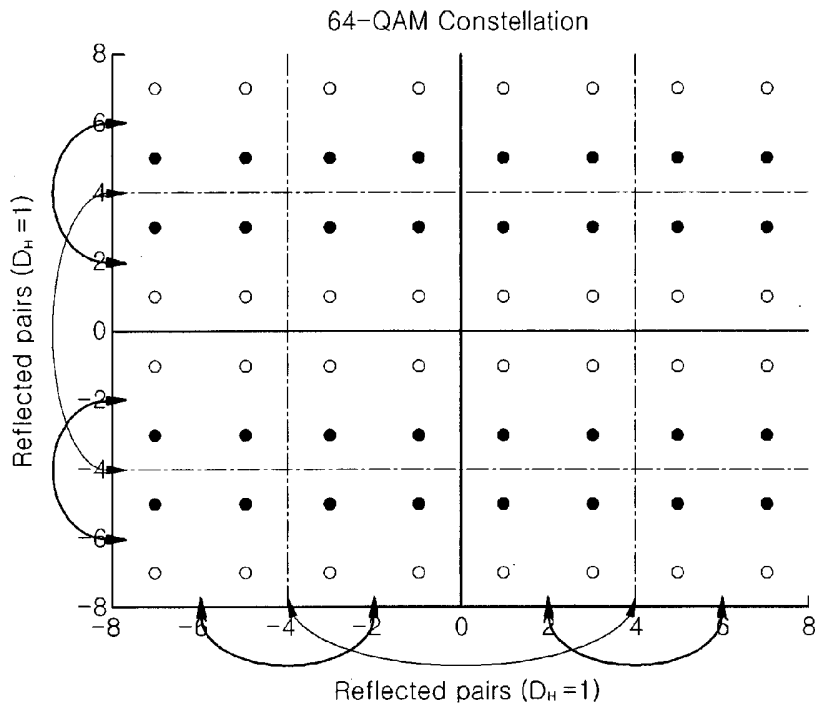
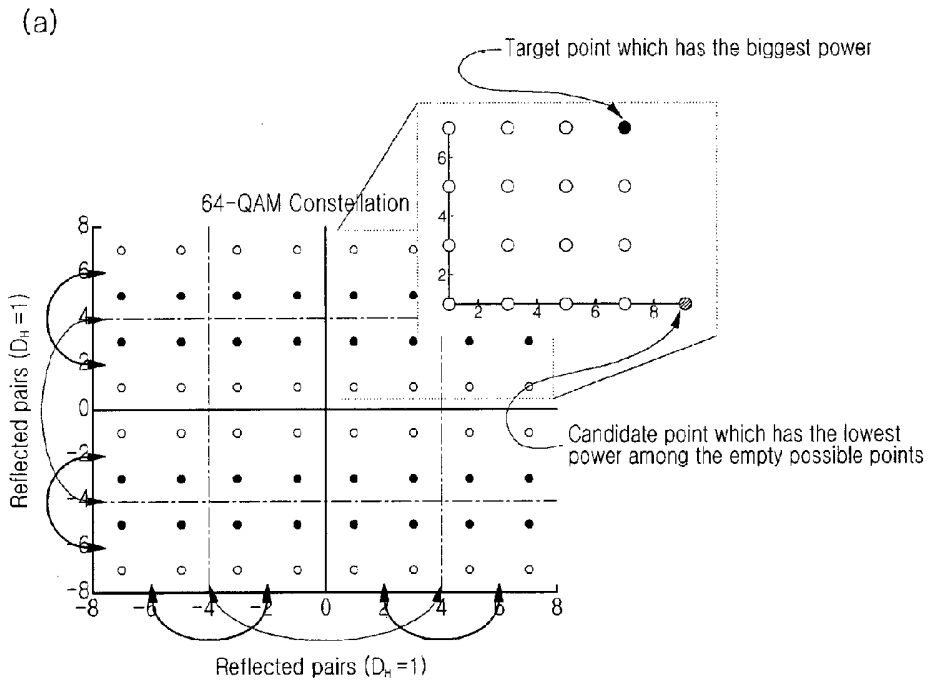


Fig. 6



(b)

\*Candidate point is the closest neighbor point of target point's reflected pair

Pt : Power of target point  
 Pc : Power of candidate point  
 Ps : Powers of each scatter points

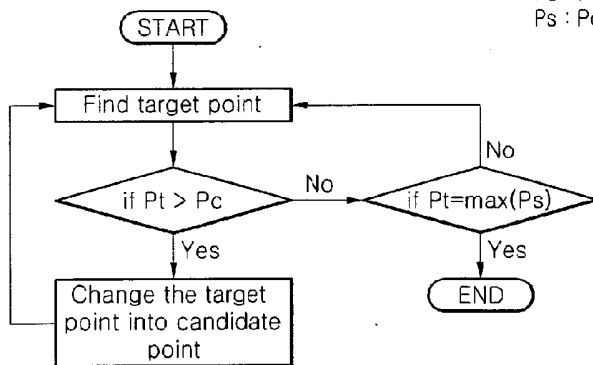


Fig. 7

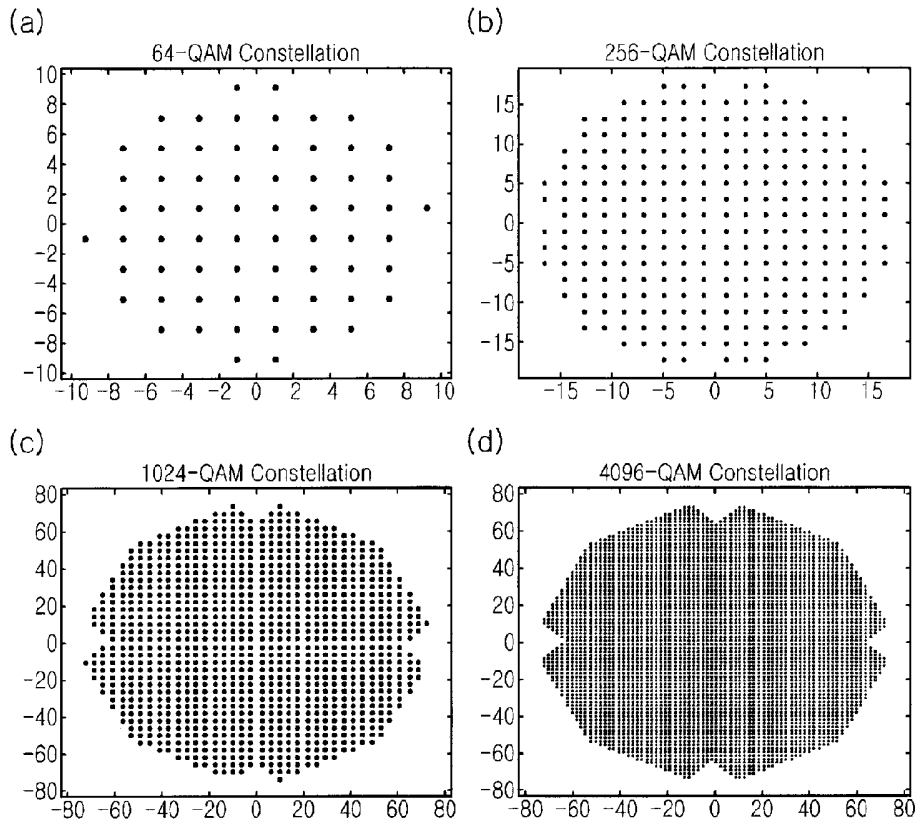


Fig. 8

Value	Scatter
0	9 + 1i
1	7 + 5i
2	5 + 7i
3	5 + 5i
4	7 + 1i
5	7 + 3i
6	5 + 1i
7	5 + 3i
8	1 + 7i
9	1 + 5i
10	3 + 7i
11	3 + 5i
12	1 + 1i
13	1 + 3i
14	3 + 1i
15	3 + 3i
16	1 - 9i
17	7 - 5i
18	5 - 7i
19	5 - 5i
20	7 - 1i
21	7 - 3i
22	5 - 1i
23	5 - 3i
24	1 - 7i
25	1 - 5i
26	3 - 7i
27	3 - 5i
28	1 - 1i
29	1 - 3i
30	3 - 1i

Fig. 9

31	3 - 3i
32	-1 + 9i
33	-7 + 5i
34	-5 + 7i
35	-5 + 5i
36	-7 + 1i
37	-7 + 3i
38	-5 + 1i
39	-5 + 3i
40	-1 + 7i
41	-1 + 5i
42	-3 + 7i
43	-3 + 5i
44	-1 + 1i
45	-1 + 3i
46	-3 + 1i
47	-3 + 3i
48	-9 + 1i
49	-7 + 5i
50	-5 + 7i
51	-5 + 5i
52	-7 + 1i
53	-7 + 3i
54	-5 + 1i
55	-5 + 3i
56	-1 + 7i
57	-1 + 5i
58	-3 + 7i
59	-3 + 5i
60	-1 + 1i
61	-1 + 3i
62	-3 + 1i
63	-3 + 3i

Fig. 10

Value	Scatter	Value	Scatter	Value	Scatter	Value	Scatter
0	17 + 1i	64	1 - 17i	128	-1 + 17i	192	-17 - 1i
1	17 + 3i	65	17 - 3i	129	-17 + 3i	193	-17 - 3i
2	3 + 17i	66	3 - 17i	130	-3 + 17i	194	-3 - 17i
3	13 + 13i	67	13 - 13i	131	-13 + 13i	195	-13 - 13i
4	15 + 9i	68	15 - 9i	132	-15 + 9i	196	-15 - 9i
5	17 + 5i	69	17 - 5i	133	-17 + 5i	197	-17 - 5i
6	13 + 9i	70	13 - 9i	134	-13 + 9i	198	-13 - 9i
7	13 + 11i	71	13 - 11i	135	-13 + 11i	199	-13 - 11i
8	9 + 15i	72	9 - 15i	136	-9 + 15i	200	-9 - 15i
9	9 + 13i	73	9 - 13i	137	-9 + 13i	201	-9 - 13i
10	5 + 17i	74	5 - 17i	138	-5 + 17i	202	-5 - 17i
11	11 + 13i	75	11 - 13i	139	-11 + 13i	203	-11 - 13i
12	9 + 9i	76	9 - 9i	140	-9 + 9i	204	-9 - 9i
13	9 + 11i	77	9 - 11i	141	-9 + 11i	205	-9 - 11i
14	11 + 9i	78	11 - 9i	142	-11 + 9i	206	-11 - 9i
15	11 + 11i	79	11 - 11i	143	-11 + 11i	207	-11 - 11i
16	15 + 1i	80	15 - 1i	144	-15 + 1i	208	-15 - 1i
17	15 + 3i	81	15 - 3i	145	-15 + 3i	209	-15 - 3i
18	13 + 1i	82	13 - 1i	146	-13 + 1i	210	-13 - 1i
19	13 + 3i	83	13 - 3i	147	-13 + 3i	211	-13 - 3i
20	15 + 7i	84	15 - 7i	148	-15 + 7i	212	-15 - 7i
21	15 + 5i	85	15 - 5i	149	-15 + 5i	213	-15 - 5i
22	13 + 7i	86	13 - 7i	150	-13 + 7i	214	-13 - 7i
23	13 + 5i	87	13 - 5i	151	-13 + 5i	215	-13 - 5i
24	9 + 1i	88	9 - 1i	152	-9 + 1i	216	-9 - 1i
25	9 + 3i	89	9 - 3i	153	-9 + 3i	217	-9 - 3i
26	11 + 1i	90	11 - 1i	154	-11 + 1i	218	-11 - 1i
27	11 + 3i	91	11 - 3i	155	-11 + 3i	219	-11 - 3i
28	9 + 7i	92	9 - 7i	156	-9 + 7i	220	-9 - 7i
29	9 + 5i	93	9 - 5i	157	-9 + 5i	221	-9 - 5i
30	11 + 7i	94	11 - 7i	158	-11 + 7i	222	-11 - 7i

Fig. 11

31	11 + 5i	95	11 - 5i	159	-11 + 5i	223	-11 - 5i
32	1 + 15i	96	1 - 15i	160	-1 + 15i	224	-1 - 15i
33	1 + 13i	97	1 - 13i	161	-1 + 13i	225	-1 - 13i
34	3 + 15i	98	3 - 15i	162	-3 + 15i	226	-3 - 15i
35	3 + 13i	99	3 - 13i	163	-3 + 13i	227	-3 - 13i
36	1 + 9i	100	1 - 9i	164	-1 + 9i	228	-1 - 9i
37	1 + 11i	101	1 - 11i	165	-1 + 11i	229	-1 - 11i
38	3 + 9i	102	3 - 9i	166	-3 + 9i	230	-3 - 9i
39	3 + 11i	103	3 - 11i	167	-3 + 11i	231	-3 - 11i
40	7 + 15i	104	7 - 15i	168	-7 + 15i	232	-7 - 15i
41	7 + 13i	105	7 - 13i	169	-7 + 13i	233	-7 - 13i
42	5 + 15i	106	5 - 15i	170	-5 + 15i	234	-5 - 15i
43	5 + 13i	107	5 - 13i	171	-5 + 13i	235	-5 - 13i
44	7 + 9i	108	7 - 9i	172	-7 + 9i	236	-7 - 9i
45	7 + 11i	109	7 - 11i	173	-7 + 11i	237	-7 - 11i
46	5 + 9i	110	5 - 9i	174	-5 + 9i	238	-5 - 9i
47	5 + 11i	111	5 - 11i	175	-5 + 11i	239	-5 - 11i
48	1 + 1i	112	1 - 1i	176	-1 + 1i	240	-1 - 1i
49	1 + 3i	113	1 - 3i	177	-1 + 3i	241	-1 - 3i
50	3 + 1i	114	3 - 1i	178	-3 + 1i	242	-3 - 1i
51	3 + 3i	115	3 - 3i	179	-3 + 3i	243	-3 - 3i
52	1 + 7i	116	1 - 7i	180	-1 + 7i	244	-1 - 7i
53	1 + 5i	117	1 - 5i	181	-1 + 5i	245	-1 - 5i
54	3 + 7i	118	3 - 7i	182	-3 + 7i	246	-3 - 7i
55	3 + 5i	119	3 - 5i	183	-3 + 5i	247	-3 - 5i
56	7 + 1i	120	7 - 1i	184	-7 + 1i	248	-7 - 1i
57	7 + 3i	121	7 - 3i	185	-7 + 3i	249	-7 - 3i
58	5 + 1i	122	5 - 1i	186	-5 + 1i	250	-5 - 1i
59	5 + 3i	123	5 - 3i	187	-5 + 3i	251	-5 - 3i
60	7 + 7i	124	7 - 7i	188	-7 + 7i	252	-7 - 7i
61	7 + 5i	125	7 - 5i	189	-7 + 5i	253	-7 - 5i
62	5 + 7i	126	5 - 7i	190	-5 + 7i	254	-5 - 7i
63	5 + 5i	127	5 - 5i	191	-5 + 5i	255	-5 - 5i

Fig. 12

Value	Scatter	Value	Scatter	Value	Scatter	Value	Scatter	Value	Scatter	Value	Scatter	Value	Scatter	Value	Scatter	Value	Scatter
0	33 + 11	64	31 + 11	128	1 + 311	192	1 + 11	256	1 - 331	320	31 - 11	384	1 - 311	448	1 - 11		
1	33 + 31	65	31 + 31	129	1 + 291	193	1 + 31	257	33 - 31	321	31 - 31	365	1 - 291	449	1 - 31		
2	3 + 331	66	29 + 11	130	3 + 311	194	3 + 11	258	3 - 331	322	29 - 11	386	3 - 311	450	3 - 11		
3	35 + 31	67	29 + 31	131	3 + 291	195	3 + 31	259	3 - 351	323	29 - 31	387	3 - 291	451	3 - 31		
4	33 + 71	68	31 + 71	132	1 + 251	196	1 + 71	260	33 - 71	324	31 - 71	388	1 - 251	452	1 - 71		
5	33 + 51	69	31 + 51	133	1 + 271	197	1 + 51	261	33 - 51	325	31 - 51	389	1 - 271	453	1 - 51		
6	35 + 71	70	29 + 71	134	3 + 251	198	3 + 71	262	35 - 71	326	29 - 71	390	3 - 251	454	3 - 71		
7	35 + 51	71	29 + 51	135	3 + 271	199	3 + 51	263	35 - 51	327	29 - 51	391	3 - 271	455	3 - 51		
8	7 + 331	72	25 + 11	136	7 + 311	200	7 + 11	264	7 - 331	328	25 - 11	392	7 - 311	456	7 - 11		
9	7 + 351	73	25 + 31	137	7 + 291	201	7 + 31	265	7 - 351	329	25 - 31	393	7 - 291	457	7 - 31		
10	5 + 331	74	27 + 11	138	5 + 311	202	5 + 11	266	5 - 331	330	27 - 11	394	5 - 311	458	5 - 11		
11	5 + 351	75	27 + 31	139	5 + 291	203	5 + 31	267	5 - 351	331	27 - 31	395	5 - 291	459	5 - 31		
12	25 + 251	76	25 + 71	140	7 + 251	204	7 + 71	268	25 - 251	332	25 - 71	396	7 - 251	460	7 - 71		
13	25 + 271	77	25 + 51	141	7 + 271	205	7 + 51	269	25 - 271	333	25 - 51	397	7 - 271	461	7 - 51		
14	27 + 251	78	27 + 71	142	5 + 251	206	5 + 71	270	27 - 251	334	27 - 71	398	5 - 251	462	5 - 71		
15	27 + 51	79	27 + 51	143	5 + 271	207	5 + 51	271	5 - 371	335	27 - 51	399	5 - 271	463	5 - 51		
16	31 + 171	80	31 + 151	144	1 + 171	208	1 + 151	272	31 - 171	336	31 - 151	400	1 - 171	464	1 - 151		
17	33 + 131	81	31 + 131	145	1 + 191	209	1 + 131	273	33 - 131	337	31 - 131	401	1 - 191	465	1 - 131		
18	29 + 171	82	29 + 151	146	3 + 171	210	3 + 151	274	29 - 171	338	29 - 151	402	3 - 171	466	3 - 151		
19	29 + 191	83	29 + 131	147	3 + 191	211	3 + 131	275	29 - 191	339	29 - 131	403	3 - 191	467	3 - 131		
20	33 + 91	84	31 + 91	148	1 + 231	212	1 + 91	276	33 - 91	340	31 - 91	404	1 - 231	468	1 - 91		
21	33 + 111	85	31 + 111	149	1 + 211	213	1 + 111	277	33 - 111	341	31 - 111	405	1 - 211	469	1 - 111		
22	35 + 91	86	29 + 91	150	3 + 231	214	3 + 91	278	35 - 91	342	29 - 91	406	3 - 231	470	3 - 91		
23	29 + 211	87	29 + 111	151	3 + 211	215	3 + 111	279	29 - 211	343	29 - 111	407	3 - 211	471	3 - 111		
24	25 + 171	88	25 + 151	152	7 + 171	216	7 + 151	280	25 - 171	344	25 - 151	408	7 - 171	472	7 - 151		
25	25 + 191	89	25 + 131	153	7 + 191	217	7 + 131	281	25 - 191	345	25 - 131	409	7 - 191	473	7 - 131		
26	27 + 171	90	27 + 151	154	5 + 171	218	5 + 151	282	27 - 171	346	27 - 151	410	5 - 171	474	5 - 151		
27	27 + 191	91	27 + 131	155	5 + 191	219	5 + 131	283	27 - 191	347	27 - 131	411	5 - 191	475	5 - 131		
28	25 + 231	92	25 + 91	156	7 + 231	220	7 + 91	284	25 - 231	348	25 - 91	412	7 - 231	476	7 - 91		
29	25 + 211	93	25 + 111	157	7 + 211	221	7 + 111	285	25 - 211	349	25 - 111	413	7 - 211	477	7 - 111		
30	27 + 231	94	27 + 91	158	5 + 231	222	5 + 91	286	27 - 231	350	27 - 91	414	5 - 231	478	5 - 91		

Fig. 13

31	27 + 21	95	27 + 11	159	5 + 21	222	5 + 11	287	27 - 21	351	27 - 11	415	5 - 21	479	5 - 11
32	17 + 31	96	17 + 1	160	15 + 31	224	15 + 1	288	17 - 31	352	17 - 1	416	15 - 31	480	15 - 1
33	17 + 29	97	17 + 3	161	15 + 29	225	15 + 3	289	17 - 29	353	17 - 3	417	15 - 29	481	15 - 3
34	13 + 33	98	19 + 1	162	13 + 31	226	13 + 1	290	13 - 33	354	19 - 1	418	13 - 31	482	13 - 1
35	19 + 29	99	19 + 3	163	13 + 29	227	13 + 3	291	19 - 29	355	19 - 3	419	13 - 29	483	13 - 3
36	17 + 25	100	17 + 7	164	15 + 25	228	15 + 7	292	17 - 25	356	17 - 7	420	15 - 25	484	15 - 7
37	17 + 27	101	17 + 5	165	15 + 27	229	15 + 5	293	17 - 27	357	17 - 5	421	15 - 27	485	15 - 5
38	19 + 25	102	19 + 7	166	13 + 25	230	13 + 7	294	19 - 25	358	19 - 7	422	13 - 25	486	13 - 7
39	19 + 27	103	19 + 5	167	13 + 27	231	13 + 5	295	19 - 27	359	19 - 5	423	13 - 27	487	13 - 5
40	9 + 33	104	23 + 1	168	9 + 31	232	9 + 1	296	9 - 33	360	23 - 1	424	9 - 31	488	9 - 1
41	9 + 35	105	23 + 3	169	9 + 29	233	9 + 3	297	9 - 35	361	23 - 3	425	9 - 29	489	9 - 3
42	11 + 33	106	21 + 1	170	11 + 31	234	11 + 1	298	11 - 33	362	21 - 1	426	11 - 31	490	11 - 1
43	21 + 29	107	21 + 3	171	11 + 29	235	11 + 3	299	21 - 29	363	21 - 3	427	11 - 29	491	11 - 3
44	23 + 25	108	23 + 7	172	9 + 25	236	9 + 7	300	23 - 25	364	23 - 7	428	9 - 25	492	9 - 7
45	23 + 27	109	23 + 5	173	9 + 27	237	9 + 5	301	23 - 27	365	23 - 5	429	9 - 27	493	9 - 5
46	21 + 25	110	21 + 7	174	11 + 25	238	11 + 7	302	21 - 25	366	21 - 7	430	11 - 25	494	11 - 7
47	21 + 27	111	21 + 5	175	11 + 27	239	11 + 5	303	21 - 27	367	21 - 5	431	11 - 27	495	11 - 5
48	17 + 17	112	17 + 15	176	15 + 17	240	15 + 15	304	17 - 17	368	17 - 15	432	15 - 17	496	15 - 15
49	17 + 19	113	17 + 13	177	15 + 19	241	15 + 13	305	17 - 19	369	17 - 13	433	15 - 19	497	15 - 13
50	19 + 17	114	19 + 15	178	13 + 17	242	13 + 15	306	19 - 17	370	19 - 15	434	13 - 17	498	13 - 15
51	19 + 19	115	19 + 13	179	13 + 19	243	13 + 13	307	19 - 19	371	19 - 13	435	13 - 19	499	13 - 13
52	17 + 23	116	17 + 9	180	15 + 23	244	15 + 9	308	17 - 23	372	17 - 9	436	15 - 23	500	15 - 9
53	17 + 21	117	17 + 11	181	15 + 21	245	15 + 11	309	17 - 21	373	17 - 11	437	15 - 21	501	15 - 11
54	19 + 23	118	19 + 9	182	13 + 23	246	13 + 9	310	19 - 23	374	19 - 9	438	13 - 23	502	13 - 9
55	19 + 21	119	19 + 11	183	13 + 21	247	13 + 11	311	19 - 21	375	19 - 11	439	13 - 21	503	13 - 11
56	23 + 17	120	23 + 15	184	9 + 17	248	9 + 15	312	23 - 17	376	23 - 15	440	9 - 17	504	9 - 15
57	23 + 19	121	23 + 13	185	9 + 19	249	9 + 13	313	23 - 19	377	23 - 13	441	9 - 19	505	9 - 13
58	21 + 17	122	21 + 15	186	11 + 17	250	11 + 15	314	21 - 17	378	21 - 15	442	11 - 17	506	11 - 15
59	21 + 19	123	21 + 13	187	11 + 19	251	11 + 13	315	21 - 19	379	21 - 13	443	11 - 19	507	11 - 13
60	23 + 23	124	23 + 9	188	9 + 23	252	9 + 9	316	23 - 23	380	23 - 9	444	9 - 23	508	9 - 9
61	23 + 21	125	23 + 11	189	9 + 21	253	9 + 11	317	23 - 21	381	23 - 11	445	9 - 21	509	9 - 11
62	21 + 23	126	21 + 9	190	11 + 23	254	11 + 9	318	21 - 23	382	21 - 9	446	11 - 23	510	11 - 9
63	21 + 21	127	21 + 11	191	11 + 21	255	11 + 11	319	21 - 21	383	21 - 11	447	11 - 21	511	11 - 11





Fig. 16

31	69 + 11i	95	69 + 21i	159	37 + 53i	223	37 + 43i	287	59 + 11i	351	59 + 21i	415	37 + 11i	479	37 + 21i
32	15 + 65i	96	49 + 33i	160	17 + 65i	224	47 + 33i	288	49 + 11i	352	49 + 31i	416	47 + 11i	480	47 + 31i
33	15 + 67i	97	49 + 35i	161	17 + 67i	225	47 + 35i	289	49 + 31i	353	49 + 29i	417	47 + 31i	481	47 + 29i
34	13 + 65i	98	51 + 33i	162	19 + 65i	226	45 + 33i	290	51 + 11i	354	51 + 31i	418	45 + 11i	482	45 + 31i
35	13 + 67i	99	51 + 35i	163	19 + 67i	227	45 + 35i	291	51 + 31i	355	51 + 29i	419	45 + 31i	483	45 + 29i
36	15 + 71i	100	49 + 39i	164	17 + 71i	228	47 + 39i	292	49 + 71i	356	49 + 25i	420	47 + 71i	484	47 + 25i
37	15 + 69i	101	49 + 37i	165	17 + 69i	229	47 + 37i	293	49 + 51i	357	49 + 27i	421	47 + 51i	485	47 + 27i
38	13 + 71i	102	51 + 39i	166	45 + 57i	230	45 + 39i	294	51 + 71i	358	51 + 25i	422	45 + 71i	486	45 + 25i
39	13 + 69i	103	51 + 37i	167	19 + 69i	231	45 + 37i	295	51 + 51i	359	51 + 27i	423	45 + 51i	487	45 + 27i
40	9 + 65i	104	55 + 33i	168	23 + 65i	232	41 + 33i	296	55 + 11i	360	55 + 31i	424	41 + 11i	488	41 + 31i
41	9 + 67i	105	55 + 35i	169	23 + 67i	233	41 + 35i	297	55 + 31i	361	55 + 29i	425	41 + 31i	489	41 + 29i
42	11 + 65i	106	53 + 33i	170	21 + 65i	234	43 + 33i	298	53 + 11i	362	53 + 31i	426	43 + 11i	490	43 + 31i
43	11 + 67i	107	53 + 35i	171	21 + 67i	235	43 + 35i	299	53 + 31i	363	53 + 29i	427	43 + 31i	491	43 + 29i
44	9 + 71i	108	55 + 39i	172	41 + 57i	236	41 + 39i	300	55 + 71i	364	55 + 25i	428	41 + 71i	492	41 + 25i
45	9 + 69i	109	55 + 37i	173	41 + 59i	237	41 + 37i	301	55 + 51i	365	55 + 27i	429	41 + 51i	493	41 + 27i
46	11 + 71i	110	53 + 39i	174	43 + 57i	238	43 + 39i	302	53 + 71i	366	53 + 25i	430	43 + 71i	494	43 + 25i
47	11 + 69i	111	53 + 37i	175	21 + 69i	239	43 + 37i	303	53 + 51i	367	53 + 27i	431	43 + 51i	495	43 + 27i
48	49 + 49i	112	49 + 47i	176	47 + 49i	240	47 + 47i	304	49 + 15i	368	49 + 17i	432	47 + 15i	496	47 + 17i
49	49 + 51i	113	49 + 45i	177	47 + 51i	241	47 + 45i	305	49 + 13i	369	49 + 19i	433	47 + 13i	497	47 + 19i
50	51 + 49i	114	51 + 47i	178	45 + 49i	242	45 + 47i	306	51 + 15i	370	51 + 17i	434	45 + 15i	498	45 + 17i
51	51 + 51i	115	51 + 45i	179	45 + 51i	243	45 + 45i	307	51 + 13i	371	51 + 19i	435	45 + 13i	499	45 + 19i
52	49 + 55i	116	49 + 41i	180	47 + 55i	244	47 + 41i	308	49 + 9i	372	49 + 23i	436	47 + 9i	500	47 + 23i
53	49 + 53i	117	49 + 43i	181	47 + 53i	245	47 + 43i	309	49 + 11i	373	49 + 21i	437	47 + 11i	501	47 + 21i
54	13 + 73i	118	51 + 41i	182	45 + 55i	246	45 + 41i	310	51 + 9i	374	51 + 23i	438	45 + 9i	502	45 + 23i
55	51 + 53i	119	51 + 43i	183	45 + 53i	247	45 + 43i	311	51 + 11i	375	51 + 21i	439	45 + 11i	503	45 + 21i
56	55 + 49i	120	55 + 47i	184	41 + 49i	248	41 + 47i	312	55 + 15i	376	55 + 17i	440	41 + 15i	504	41 + 17i
57	73 + 13i	121	55 + 45i	185	41 + 51i	249	41 + 45i	313	55 + 13i	377	55 + 19i	441	41 + 13i	505	41 + 19i
58	53 + 49i	122	53 + 47i	186	43 + 49i	250	43 + 47i	314	53 + 15i	378	53 + 17i	442	43 + 15i	506	43 + 17i
59	53 + 51i	123	53 + 45i	187	43 + 51i	251	43 + 45i	315	53 + 13i	379	53 + 19i	443	43 + 13i	507	43 + 19i
60	73 + 9i	124	55 + 41i	188	41 + 55i	252	41 + 41i	316	55 + 9i	380	55 + 23i	444	41 + 9i	508	41 + 23i
61	73 + 11i	125	55 + 43i	189	41 + 53i	253	41 + 43i	317	55 + 11i	381	55 + 21i	445	41 + 11i	509	41 + 21i
62	11 + 73i	126	53 + 41i	190	43 + 55i	254	43 + 41i	318	53 + 9i	382	53 + 23i	446	43 + 9i	510	43 + 23i
63	53 + 53i	127	53 + 43i	191	43 + 53i	255	43 + 43i	319	53 + 11i	383	53 + 21i	447	43 + 11i	511	43 + 21i

Fig. 17

31	69 + 11i	95	69 + 21i	159	37 + 53i	223	37 + 43i	287	59 + 11i	351	59 + 21i	415	37 + 11i	479	37 + 21i
32	15 + 65i	96	49 + 33i	160	17 + 65i	224	47 + 33i	288	49 + 11i	352	49 + 31i	416	47 + 11i	480	47 + 31i
33	15 + 67i	97	49 + 35i	161	17 + 67i	225	47 + 35i	289	49 + 3i	353	49 + 29i	417	47 + 3i	481	47 + 29i
34	13 + 65i	98	51 + 33i	162	19 + 65i	226	45 + 33i	290	51 + 11i	354	51 + 31i	418	45 + 11i	482	45 + 31i
35	13 + 67i	99	51 + 35i	163	19 + 67i	227	45 + 35i	291	51 + 3i	355	51 + 29i	419	45 + 3i	483	45 + 29i
36	15 + 71i	100	49 + 39i	164	17 + 71i	228	47 + 39i	292	49 + 7i	356	49 + 25i	420	47 + 7i	484	47 + 25i
37	15 + 69i	101	49 + 37i	165	17 + 69i	229	47 + 37i	293	49 + 5i	357	49 + 27i	421	47 + 5i	485	47 + 27i
38	13 + 71i	102	51 + 39i	166	45 + 57i	230	45 + 39i	294	51 + 7i	358	51 + 25i	422	45 + 7i	486	45 + 25i
39	13 + 69i	103	51 + 37i	167	19 + 69i	231	45 + 37i	295	51 + 5i	359	51 + 27i	423	45 + 5i	487	45 + 27i
40	9 + 65i	104	55 + 33i	168	23 + 65i	232	41 + 33i	296	55 + 11i	360	55 + 31i	424	41 + 11i	488	41 + 31i
41	9 + 67i	105	55 + 35i	169	23 + 67i	233	41 + 35i	297	55 + 3i	361	55 + 29i	425	41 + 3i	489	41 + 29i
42	11 + 65i	106	53 + 33i	170	21 + 65i	234	43 + 33i	298	53 + 11i	362	53 + 31i	426	43 + 11i	490	43 + 31i
43	11 + 67i	107	53 + 35i	171	21 + 67i	235	43 + 35i	299	53 + 3i	363	53 + 29i	427	43 + 3i	491	43 + 29i
44	9 + 71i	108	55 + 39i	172	41 + 57i	236	41 + 39i	300	55 + 7i	364	55 + 25i	428	41 + 7i	492	41 + 25i
45	9 + 69i	109	55 + 37i	173	41 + 59i	237	41 + 37i	301	55 + 5i	365	55 + 27i	429	41 + 5i	493	41 + 27i
46	11 + 71i	110	53 + 39i	174	43 + 57i	238	43 + 39i	302	53 + 7i	366	53 + 25i	430	43 + 7i	494	43 + 25i
47	11 + 69i	111	53 + 37i	175	21 + 69i	239	43 + 37i	303	53 + 5i	367	53 + 27i	431	43 + 5i	495	43 + 27i
48	49 + 49i	112	49 + 47i	176	47 + 49i	240	47 + 47i	304	49 + 15i	368	49 + 17i	432	47 + 15i	496	47 + 17i
49	49 + 51i	113	49 + 45i	177	47 + 51i	241	47 + 45i	305	49 + 13i	369	49 + 19i	433	47 + 13i	497	47 + 19i
50	51 + 49i	114	51 + 47i	178	45 + 49i	242	45 + 47i	306	51 + 15i	370	51 + 17i	434	45 + 15i	498	45 + 17i
51	51 + 51i	115	51 + 45i	179	45 + 51i	243	45 + 45i	307	51 + 13i	371	51 + 19i	435	45 + 13i	499	45 + 19i
52	49 + 55i	116	49 + 41i	180	47 + 55i	244	47 + 41i	308	49 + 9i	372	49 + 23i	436	47 + 9i	500	47 + 23i
53	49 + 53i	117	49 + 43i	181	47 + 53i	245	47 + 43i	309	49 + 11i	373	49 + 21i	437	47 + 11i	501	47 + 21i
54	13 + 73i	118	51 + 41i	182	45 + 55i	246	45 + 41i	310	51 + 9i	374	51 + 23i	438	45 + 9i	502	45 + 23i
55	51 + 53i	119	51 + 43i	183	45 + 53i	247	45 + 43i	311	51 + 11i	375	51 + 21i	439	45 + 11i	503	45 + 21i
56	55 + 49i	120	55 + 47i	184	41 + 49i	248	41 + 47i	312	55 + 15i	376	55 + 17i	440	41 + 15i	504	41 + 17i
57	73 + 13i	121	55 + 45i	185	41 + 51i	249	41 + 45i	313	55 + 13i	377	55 + 19i	441	41 + 13i	505	41 + 19i
58	53 + 49i	122	53 + 47i	186	43 + 49i	250	43 + 47i	314	53 + 15i	378	53 + 17i	442	43 + 15i	506	43 + 17i
59	53 + 51i	123	53 + 45i	187	43 + 51i	251	43 + 45i	315	53 + 13i	379	53 + 19i	443	43 + 13i	507	43 + 19i
60	73 + 9i	124	55 + 41i	188	41 + 55i	252	41 + 41i	316	55 + 9i	380	55 + 23i	444	41 + 9i	508	41 + 23i
61	73 + 11i	125	55 + 43i	189	41 + 53i	253	41 + 43i	317	55 + 11i	381	55 + 21i	445	41 + 11i	509	41 + 21i
62	11 + 73i	126	53 + 41i	190	43 + 55i	254	43 + 41i	318	53 + 9i	382	53 + 23i	446	43 + 9i	510	43 + 23i
63	53 + 53i	127	53 + 43i	191	43 + 53i	255	43 + 43i	319	53 + 11i	383	53 + 21i	447	43 + 11i	511	43 + 21i

Fig. 18

Value	Scatter	Value	Scatter	Value	Scatter	Value	Scatter	Value	Scatter	Value	Scatter	Value	Scatter	Value	Scatter	Value	Scatter	Value	Scatter
512	1 + 63i	576	1 + 33i	640	31 + 63i	704	31 + 33i	768	1 + 1i	832	1 + 31i	896	31 + 1i	960	31 + 31i				
513	1 + 61i	577	1 + 35i	641	31 + 61i	705	31 + 35i	769	1 + 3i	833	1 + 29i	897	31 + 3i	961	31 + 29i				
514	3 + 63i	578	3 + 33i	642	29 + 63i	706	29 + 33i	770	3 + 1i	834	3 + 31i	898	29 + 1i	962	29 + 31i				
515	3 + 61i	579	3 + 35i	643	29 + 61i	707	29 + 35i	771	3 + 3i	835	3 + 29i	899	29 + 3i	963	29 + 29i				
516	1 + 57i	580	1 + 39i	644	31 + 57i	708	31 + 39i	772	1 + 7i	836	1 + 25i	900	31 + 7i	964	31 + 25i				
517	1 + 59i	581	1 + 37i	645	31 + 59i	709	31 + 37i	773	1 + 5i	837	1 + 27i	901	31 + 5i	965	31 + 27i				
518	3 + 57i	582	3 + 39i	646	29 + 57i	710	29 + 39i	774	3 + 7i	838	3 + 25i	902	29 + 7i	966	29 + 25i				
519	3 + 59i	583	3 + 37i	647	29 + 59i	711	29 + 37i	775	3 + 5i	839	3 + 27i	903	29 + 5i	967	29 + 27i				
520	7 + 63i	584	7 + 33i	648	25 + 63i	712	25 + 33i	776	7 + 1i	840	7 + 31i	904	25 + 1i	968	25 + 31i				
521	7 + 61i	585	7 + 35i	649	25 + 61i	713	25 + 35i	777	7 + 3i	841	7 + 29i	905	25 + 3i	969	25 + 29i				
522	5 + 63i	586	5 + 33i	650	27 + 63i	714	27 + 33i	778	5 + 1i	842	5 + 31i	906	27 + 1i	970	27 + 31i				
523	5 + 61i	587	5 + 35i	651	27 + 61i	715	27 + 35i	779	5 + 3i	843	5 + 29i	907	27 + 3i	971	27 + 29i				
524	7 + 57i	588	7 + 39i	652	25 + 57i	716	25 + 39i	780	7 + 7i	844	7 + 25i	908	25 + 7i	972	25 + 25i				
525	7 + 59i	589	7 + 37i	653	25 + 59i	717	25 + 37i	781	7 + 5i	845	7 + 27i	909	25 + 5i	973	25 + 27i				
526	5 + 57i	590	5 + 39i	654	27 + 57i	718	27 + 39i	782	5 + 7i	846	5 + 25i	910	27 + 7i	974	27 + 25i				
527	5 + 59i	591	5 + 37i	655	27 + 59i	719	27 + 37i	783	5 + 5i	847	5 + 27i	911	27 + 5i	975	27 + 27i				
528	1 + 49i	592	1 + 47i	656	31 + 49i	720	31 + 47i	784	1 + 15i	848	1 + 17i	912	31 + 15i	976	31 + 17i				
529	1 + 51i	593	1 + 45i	657	31 + 51i	721	31 + 45i	785	1 + 13i	849	1 + 19i	913	31 + 13i	977	31 + 19i				
530	3 + 49i	594	3 + 47i	658	29 + 49i	722	29 + 47i	786	3 + 15i	850	3 + 17i	914	29 + 15i	978	29 + 17i				
531	3 + 51i	595	3 + 45i	659	29 + 51i	723	29 + 45i	787	3 + 13i	851	3 + 19i	915	29 + 13i	979	29 + 19i				
532	1 + 53i	596	1 + 43i	660	31 + 53i	724	31 + 43i	788	1 + 9i	852	1 + 23i	916	31 + 9i	980	31 + 23i				
533	1 + 53i	597	1 + 43i	661	31 + 53i	725	31 + 43i	789	1 + 11i	853	1 + 21i	917	31 + 11i	981	31 + 21i				
534	3 + 55i	598	3 + 41i	662	29 + 55i	726	29 + 41i	790	3 + 9i	854	3 + 23i	918	29 + 9i	982	29 + 23i				
535	3 + 53i	599	3 + 43i	663	29 + 53i	727	29 + 43i	791	3 + 11i	855	3 + 21i	919	29 + 11i	983	29 + 21i				
536	7 + 49i	600	7 + 47i	664	25 + 49i	728	25 + 47i	792	7 + 15i	856	7 + 17i	920	25 + 15i	984	25 + 17i				
537	7 + 51i	601	7 + 45i	665	25 + 51i	729	25 + 45i	793	7 + 13i	857	7 + 19i	921	25 + 13i	985	25 + 19i				
538	5 + 49i	602	5 + 47i	666	27 + 49i	730	27 + 47i	794	5 + 15i	858	5 + 17i	922	27 + 15i	986	27 + 17i				
539	5 + 51i	603	5 + 45i	667	27 + 51i	731	27 + 45i	795	5 + 13i	859	5 + 19i	923	27 + 13i	987	27 + 19i				
540	7 + 55i	604	7 + 41i	668	25 + 55i	732	25 + 41i	796	7 + 9i	860	7 + 23i	924	25 + 9i	988	25 + 23i				

Fig. 19

541	7 + 53i	605	7 + 43i	669	25 + 53i	733	25 + 43i	797	7 + 11i	861	7 + 21i	925	25 + 11i	989	25 + 21i
542	5 + 55i	606	5 + 41i	670	27 + 55i	734	27 + 41i	798	5 + 9i	862	5 + 23i	926	27 + 9i	990	27 + 23i
543	5 + 53i	607	5 + 43i	671	27 + 53i	735	27 + 43i	799	5 + 11i	863	5 + 21i	927	27 + 11i	991	27 + 21i
544	15 + 63i	608	15 + 33i	672	17 + 63i	736	17 + 33i	800	15 + 1i	864	15 + 31i	928	17 + 1i	992	17 + 31i
545	15 + 61i	609	15 + 35i	673	17 + 61i	737	17 + 35i	801	15 + 3i	865	15 + 29i	929	17 + 3i	993	17 + 29i
546	13 + 63i	610	13 + 33i	674	19 + 63i	738	19 + 33i	802	13 + 1i	866	13 + 31i	930	19 + 1i	994	19 + 31i
547	13 + 61i	611	13 + 35i	675	19 + 61i	739	19 + 35i	803	13 + 3i	867	13 + 29i	931	19 + 3i	995	19 + 29i
548	15 + 57i	612	15 + 39i	676	17 + 57i	740	17 + 39i	804	15 + 7i	868	15 + 25i	932	17 + 7i	996	17 + 25i
549	15 + 59i	613	15 + 37i	677	17 + 59i	741	17 + 37i	805	15 + 5i	869	15 + 27i	933	17 + 5i	997	17 + 27i
550	13 + 57i	614	13 + 39i	678	19 + 57i	742	19 + 39i	806	13 + 7i	870	13 + 25i	934	19 + 7i	998	19 + 25i
551	13 + 59i	615	13 + 37i	679	19 + 59i	743	19 + 37i	807	13 + 5i	871	13 + 27i	935	19 + 5i	999	19 + 27i
552	9 + 63i	616	9 + 33i	680	23 + 63i	744	23 + 33i	808	9 + 1i	872	9 + 31i	936	23 + 1i	1000	23 + 31i
553	9 + 61i	617	9 + 35i	681	23 + 61i	745	23 + 35i	809	9 + 3i	873	9 + 29i	937	23 + 3i	1001	23 + 29i
554	11 + 63i	618	11 + 33i	682	21 + 63i	746	21 + 33i	810	11 + 1i	874	11 + 31i	938	21 + 1i	1002	21 + 31i
555	11 + 61i	619	11 + 35i	683	21 + 61i	747	21 + 35i	811	11 + 3i	875	11 + 29i	939	21 + 3i	1003	21 + 29i
556	9 + 57i	620	9 + 39i	684	23 + 57i	748	23 + 39i	812	9 + 7i	876	9 + 25i	940	23 + 7i	1004	23 + 25i
557	9 + 59i	621	9 + 37i	685	23 + 59i	749	23 + 37i	813	9 + 5i	877	9 + 27i	941	23 + 5i	1005	23 + 27i
558	11 + 57i	622	11 + 39i	686	21 + 57i	750	21 + 39i	814	11 + 7i	878	11 + 25i	942	21 + 7i	1006	21 + 25i
559	11 + 59i	623	11 + 37i	687	21 + 59i	751	21 + 37i	815	11 + 5i	879	11 + 27i	943	21 + 5i	1007	21 + 27i
560	15 + 49i	624	15 + 47i	688	17 + 49i	752	17 + 47i	816	15 + 15i	880	15 + 17i	944	17 + 15i	1008	17 + 17i
561	15 + 51i	625	15 + 45i	689	17 + 51i	753	17 + 45i	817	15 + 13i	881	15 + 19i	945	17 + 13i	1009	17 + 19i
562	13 + 49i	626	13 + 47i	690	19 + 49i	754	19 + 47i	818	13 + 15i	882	13 + 17i	946	19 + 15i	1010	19 + 17i
563	13 + 51i	627	13 + 45i	691	19 + 51i	755	19 + 45i	819	13 + 13i	883	13 + 19i	947	19 + 13i	1011	19 + 19i
564	15 + 55i	628	15 + 41i	692	17 + 55i	756	17 + 41i	820	15 + 9i	884	15 + 23i	948	17 + 9i	1012	17 + 23i
565	15 + 53i	629	15 + 43i	693	17 + 53i	757	17 + 43i	821	15 + 11i	885	15 + 21i	949	17 + 11i	1013	17 + 21i
566	13 + 55i	630	13 + 41i	694	19 + 55i	758	19 + 41i	822	13 + 9i	886	13 + 23i	950	19 + 9i	1014	19 + 23i
567	13 + 53i	631	13 + 43i	695	19 + 53i	759	19 + 43i	823	13 + 11i	887	13 + 21i	951	19 + 11i	1015	19 + 21i
568	9 + 49i	632	9 + 47i	696	23 + 49i	760	23 + 47i	824	9 + 15i	888	9 + 17i	952	23 + 15i	1016	23 + 17i
569	9 + 51i	633	9 + 45i	697	23 + 51i	761	23 + 45i	825	9 + 13i	889	9 + 19i	953	23 + 13i	1017	23 + 19i
570	11 + 49i	634	11 + 47i	698	21 + 49i	762	21 + 47i	826	11 + 15i	890	11 + 17i	954	21 + 15i	1018	21 + 17i
571	11 + 51i	635	11 + 45i	699	21 + 51i	763	21 + 45i	827	11 + 13i	891	11 + 19i	955	21 + 13i	1019	21 + 19i
572	9 + 55i	636	9 + 41i	700	23 + 55i	764	23 + 41i	828	9 + 9i	892	9 + 23i	956	23 + 9i	1020	23 + 23i
573	9 + 53i	637	9 + 43i	701	23 + 53i	765	23 + 43i	829	9 + 11i	893	9 + 21i	957	23 + 11i	1021	23 + 21i
574	11 + 55i	638	11 + 41i	702	21 + 55i	766	21 + 41i	830	11 + 9i	894	11 + 23i	958	21 + 9i	1022	21 + 23i
575	11 + 53i	639	11 + 43i	703	21 + 53i	767	21 + 43i	831	11 + 11i	895	11 + 21i	959	21 + 11i	1023	21 + 21i

Fig. 20

Value	Scatter	Value	Scatter	Value	Scatter	Value	Scatter	Value	Scatter	Value	Scatter	Value	Scatter	Value	Scatter
1024	1-65i	1088	63-33i	1152	33-63i	1216	33-33i	1280	63-1i	1344	63-31i	1408	33-1i	1472	33-31i
1025	65-3i	1089	65-29i	1153	33-61i	1217	33-35i	1281	63-3i	1345	63-29i	1409	33-3i	1473	33-29i
1026	3-65i	1090	61-33i	1154	29-65i	1218	35-33i	1282	61-1i	1346	61-31i	1410	35-1i	1474	35-31i
1027	3-67i	1091	61-35i	1155	35-61i	1219	35-35i	1283	61-3i	1347	61-29i	1411	35-3i	1475	35-29i
1028	65-7i	1092	65-25i	1156	33-57i	1220	33-39i	1284	63-7i	1348	63-25i	1412	33-7i	1476	33-25i
1029	65-5i	1093	65-27i	1157	33-59i	1221	33-37i	1285	63-5i	1349	63-27i	1413	33-5i	1477	33-27i
1030	67-7i	1094	67-25i	1158	35-57i	1222	35-39i	1286	61-7i	1350	61-25i	1414	35-7i	1478	35-25i
1031	67-5i	1095	61-37i	1159	35-59i	1223	35-37i	1287	61-5i	1351	61-27i	1415	35-5i	1479	35-27i
1032	7-65i	1096	57-33i	1160	25-65i	1224	39-33i	1288	57-1i	1352	57-31i	1416	39-1i	1480	39-31i
1033	7-67i	1097	57-35i	1161	25-67i	1225	39-35i	1289	57-3i	1353	57-29i	1417	39-3i	1481	39-29i
1034	5-65i	1098	59-33i	1162	27-65i	1226	37-33i	1290	59-1i	1354	59-31i	1418	37-1i	1482	37-31i
1035	5-67i	1099	59-35i	1163	37-61i	1227	37-35i	1291	59-3i	1355	59-29i	1419	37-3i	1483	37-29i
1036	7-71i	1100	57-39i	1164	39-57i	1228	39-39i	1292	57-7i	1356	57-25i	1420	39-7i	1484	39-25i
1037	7-69i	1101	57-37i	1165	39-59i	1229	39-37i	1293	57-5i	1357	57-27i	1421	39-5i	1485	39-27i
1038	69-7i	1102	59-39i	1166	37-57i	1230	37-39i	1294	59-7i	1358	59-25i	1422	37-7i	1486	37-25i
1039	5-69i	1103	59-37i	1167	37-59i	1231	37-37i	1295	59-5i	1359	59-27i	1423	37-5i	1487	37-27i
1040	65-15i	1104	65-17i	1168	33-49i	1232	33-47i	1296	63-15i	1360	63-17i	1424	33-15i	1488	33-17i
1041	65-13i	1105	65-19i	1169	33-51i	1233	33-45i	1297	63-13i	1361	63-19i	1425	33-13i	1489	33-19i
1042	67-15i	1106	67-17i	1170	35-49i	1234	35-47i	1298	61-15i	1362	61-17i	1426	35-15i	1490	35-17i
1043	67-13i	1107	67-19i	1171	35-51i	1235	35-45i	1299	61-13i	1363	61-19i	1427	35-13i	1491	35-19i
1044	65-9i	1108	65-23i	1172	33-55i	1236	33-41i	1300	63-9i	1364	63-23i	1428	33-9i	1492	33-23i
1045	65-11i	1109	65-21i	1173	33-53i	1237	33-43i	1301	63-11i	1365	63-21i	1429	33-11i	1493	33-21i
1046	67-9i	1110	67-23i	1174	35-55i	1238	35-41i	1302	61-9i	1366	61-23i	1430	35-9i	1494	35-23i
1047	67-11i	1111	67-21i	1175	35-53i	1239	35-43i	1303	61-11i	1367	61-21i	1431	35-11i	1495	35-21i
1048	71-15i	1112	71-17i	1176	39-49i	1240	39-47i	1304	57-15i	1368	57-17i	1432	39-15i	1496	39-17i
1049	71-13i	1113	57-45i	1177	39-51i	1241	39-45i	1305	57-13i	1369	57-19i	1433	39-13i	1497	39-19i
1050	69-15i	1114	69-17i	1178	37-49i	1242	37-47i	1306	59-15i	1370	59-17i	1434	37-15i	1498	37-17i
1051	69-13i	1115	69-19i	1179	37-51i	1243	37-45i	1307	59-13i	1371	59-19i	1435	37-13i	1499	37-19i
1052	71-9i	1116	57-41i	1180	39-55i	1244	39-41i	1308	57-9i	1372	57-23i	1436	39-9i	1500	39-23i
1053	71-11i	1117	57-43i	1181	39-53i	1245	39-43i	1309	57-11i	1373	57-21i	1437	39-11i	1501	39-21i
1054	69-9i	1118	59-41i	1182	37-55i	1246	37-41i	1310	59-9i	1374	59-23i	1438	37-9i	1502	37-23i
1055	69-11i	1119	69-21i	1183	37-53i	1247	37-43i	1311	59-11i	1375	59-21i	1439	37-11i	1503	37-21i

Fig. 21

1056	15 - 65i	1120	49 - 33i	1184	17 - 65i	1248	47 - 33i	1312	49 - 1i	1376	49 - 31i	1440	47 - 1i	1504	47 - 31i
1057	15 - 67i	1121	49 - 35i	1185	17 - 67i	1249	47 - 35i	1313	49 - 3i	1377	49 - 29i	1441	47 - 3i	1505	47 - 29i
1058	13 - 65i	1122	51 - 33i	1186	19 - 65i	1250	45 - 33i	1314	51 - 1i	1378	51 - 31i	1442	45 - 1i	1506	45 - 31i
1059	13 - 67i	1123	51 - 35i	1187	19 - 67i	1251	45 - 35i	1315	51 - 3i	1379	51 - 29i	1443	45 - 3i	1507	45 - 29i
1060	15 - 71i	1124	49 - 39i	1188	17 - 71i	1252	47 - 39i	1316	49 - 7i	1380	49 - 25i	1444	47 - 7i	1508	47 - 25i
1061	15 - 69i	1125	49 - 37i	1189	17 - 69i	1253	47 - 37i	1317	49 - 5i	1381	49 - 27i	1445	47 - 5i	1509	47 - 27i
1062	13 - 71i	1126	51 - 39i	1190	45 - 71i	1254	45 - 39i	1318	51 - 7i	1382	51 - 25i	1446	45 - 7i	1510	45 - 25i
1063	13 - 69i	1127	51 - 37i	1191	19 - 69i	1255	45 - 37i	1319	51 - 5i	1383	51 - 27i	1447	45 - 5i	1511	45 - 27i
1064	9 - 65i	1128	55 - 33i	1192	23 - 65i	1256	41 - 33i	1320	55 - 1i	1384	55 - 31i	1448	41 - 1i	1512	41 - 31i
1065	9 - 67i	1129	55 - 35i	1193	23 - 67i	1257	41 - 35i	1321	55 - 3i	1385	55 - 29i	1449	41 - 3i	1513	41 - 29i
1066	11 - 65i	1130	53 - 33i	1194	21 - 65i	1258	43 - 33i	1322	53 - 1i	1386	53 - 31i	1450	43 - 1i	1514	43 - 31i
1067	11 - 67i	1131	53 - 35i	1195	21 - 67i	1259	43 - 35i	1323	53 - 3i	1387	53 - 29i	1451	43 - 3i	1515	43 - 29i
1068	9 - 71i	1132	55 - 39i	1196	41 - 71i	1260	41 - 39i	1324	55 - 7i	1388	55 - 25i	1452	41 - 7i	1516	41 - 25i
1069	9 - 69i	1133	55 - 37i	1197	41 - 69i	1261	41 - 37i	1325	55 - 5i	1389	55 - 27i	1453	41 - 5i	1517	41 - 27i
1070	11 - 71i	1134	53 - 39i	1198	43 - 71i	1262	43 - 39i	1326	53 - 7i	1390	53 - 25i	1454	43 - 7i	1518	43 - 25i
1071	11 - 69i	1135	53 - 37i	1199	21 - 69i	1263	43 - 37i	1327	53 - 5i	1391	53 - 27i	1455	43 - 5i	1519	43 - 27i
1072	49 - 49i	1136	49 - 47i	1200	47 - 49i	1264	47 - 47i	1328	49 - 15i	1392	49 - 17i	1456	47 - 15i	1520	47 - 17i
1073	49 - 51i	1137	49 - 45i	1201	47 - 51i	1265	47 - 45i	1329	49 - 13i	1393	49 - 19i	1457	47 - 13i	1521	47 - 19i
1074	51 - 49i	1138	51 - 47i	1202	45 - 49i	1266	45 - 47i	1330	51 - 15i	1394	51 - 17i	1458	45 - 15i	1522	45 - 17i
1075	51 - 51i	1139	51 - 45i	1203	45 - 51i	1267	45 - 45i	1331	51 - 13i	1395	51 - 19i	1459	45 - 13i	1523	45 - 19i
1076	49 - 55i	1140	49 - 41i	1204	47 - 55i	1268	47 - 41i	1332	49 - 9i	1396	49 - 23i	1460	47 - 9i	1524	47 - 23i
1077	49 - 53i	1141	49 - 43i	1205	47 - 53i	1269	47 - 43i	1333	49 - 11i	1397	49 - 21i	1461	47 - 11i	1525	47 - 21i
1078	13 - 73i	1142	51 - 41i	1206	45 - 55i	1270	45 - 41i	1334	51 - 9i	1398	51 - 23i	1462	45 - 9i	1526	45 - 23i
1079	51 - 53i	1143	51 - 43i	1207	45 - 53i	1271	45 - 43i	1335	51 - 11i	1399	51 - 21i	1463	45 - 11i	1527	45 - 21i
1080	55 - 49i	1144	55 - 47i	1208	41 - 49i	1272	41 - 47i	1336	55 - 15i	1400	55 - 17i	1464	41 - 15i	1528	41 - 17i
1081	73 - 13i	1145	55 - 45i	1209	41 - 51i	1273	41 - 45i	1337	55 - 13i	1401	55 - 19i	1465	41 - 13i	1529	41 - 19i
1082	53 - 49i	1146	53 - 47i	1210	43 - 49i	1274	43 - 47i	1338	53 - 15i	1402	53 - 17i	1466	43 - 15i	1530	43 - 17i
1083	53 - 51i	1147	53 - 45i	1211	43 - 51i	1275	43 - 45i	1339	53 - 13i	1403	53 - 19i	1467	43 - 13i	1531	43 - 19i
1084	9 - 73i	1148	55 - 41i	1212	41 - 55i	1276	41 - 41i	1340	55 - 9i	1404	55 - 23i	1468	41 - 9i	1532	41 - 23i
1085	73 - 11i	1149	55 - 43i	1213	41 - 53i	1277	41 - 43i	1341	55 - 11i	1405	55 - 21i	1469	41 - 11i	1533	41 - 21i
1086	11 - 73i	1150	53 - 41i	1214	43 - 55i	1278	43 - 41i	1342	53 - 9i	1406	53 - 23i	1470	43 - 9i	1534	43 - 23i
1087	53 - 53i	1151	53 - 43i	1215	43 - 53i	1279	43 - 43i	1343	53 - 11i	1407	53 - 21i	1471	43 - 11i	1535	43 - 21i

Fig. 22

Value	Scatter	Value	Scatter	Value	Scatter	Value	Scatter	Value	Scatter	Value	Scatter	Value	Scatter	Value	Scatter	Value	Scatter
1536	1 - 63i	1600	1 - 33i	1664	31 - 63i	1728	31 - 33i	1792	1 - 11i	1856	1 - 31i	1920	31 - 11i	1984	31 - 31i	2048	31 - 31i
1537	1 - 61i	1601	1 - 35i	1665	31 - 61i	1729	31 - 35i	1793	1 - 3i	1857	1 - 29i	1921	31 - 3i	1985	31 - 29i	2049	31 - 29i
1538	3 - 63i	1602	3 - 33i	1666	29 - 63i	1730	29 - 33i	1794	3 - 11i	1858	3 - 31i	1922	29 - 11i	1986	29 - 31i	2050	29 - 31i
1539	3 - 61i	1603	3 - 35i	1667	29 - 61i	1731	29 - 35i	1795	3 - 3i	1859	3 - 29i	1923	29 - 3i	1987	29 - 29i	2051	29 - 29i
1540	1 - 57i	1604	1 - 39i	1668	31 - 57i	1732	31 - 39i	1796	1 - 7i	1860	1 - 25i	1924	31 - 7i	1988	31 - 25i	2052	31 - 25i
1541	1 - 59i	1605	1 - 37i	1669	31 - 59i	1733	31 - 37i	1797	1 - 5i	1861	1 - 27i	1925	31 - 5i	1989	31 - 27i	2053	31 - 27i
1542	3 - 57i	1606	3 - 39i	1670	29 - 57i	1734	29 - 39i	1798	3 - 7i	1862	3 - 25i	1926	29 - 7i	1990	29 - 25i	2054	29 - 25i
1543	3 - 59i	1607	3 - 37i	1671	29 - 59i	1735	29 - 37i	1799	3 - 5i	1863	3 - 27i	1927	29 - 5i	1991	29 - 27i	2055	29 - 27i
1544	7 - 63i	1608	7 - 33i	1672	25 - 63i	1736	25 - 33i	1800	7 - 11i	1864	7 - 31i	1928	25 - 11i	1992	25 - 31i	2056	25 - 31i
1545	7 - 61i	1609	7 - 35i	1673	25 - 61i	1737	25 - 35i	1801	7 - 3i	1865	7 - 29i	1929	25 - 3i	1993	25 - 29i	2057	25 - 29i
1546	5 - 63i	1610	5 - 33i	1674	27 - 63i	1738	27 - 33i	1802	5 - 11i	1866	5 - 31i	1930	27 - 11i	1994	27 - 31i	2058	27 - 31i
1547	5 - 61i	1611	5 - 35i	1675	27 - 61i	1739	27 - 35i	1803	5 - 3i	1867	5 - 29i	1931	27 - 3i	1995	27 - 29i	2059	27 - 29i
1548	7 - 57i	1612	7 - 39i	1676	25 - 57i	1740	25 - 39i	1804	7 - 7i	1868	7 - 25i	1932	25 - 7i	1996	25 - 25i	2060	25 - 25i
1549	7 - 59i	1613	7 - 37i	1677	25 - 59i	1741	25 - 37i	1805	7 - 5i	1869	7 - 27i	1933	25 - 5i	1997	25 - 27i	2061	25 - 27i
1550	5 - 57i	1614	5 - 39i	1678	27 - 57i	1742	27 - 39i	1806	5 - 7i	1870	5 - 25i	1934	27 - 7i	1998	27 - 25i	2062	27 - 25i
1551	5 - 59i	1615	5 - 37i	1679	27 - 59i	1743	27 - 37i	1807	5 - 5i	1871	5 - 27i	1935	27 - 5i	1999	27 - 27i	2063	27 - 27i
1552	1 - 49i	1616	1 - 47i	1680	31 - 49i	1744	31 - 47i	1808	1 - 15i	1872	1 - 17i	1936	31 - 15i	2000	31 - 17i	2064	31 - 17i
1553	1 - 51i	1617	1 - 45i	1681	31 - 51i	1745	31 - 45i	1809	1 - 13i	1873	1 - 19i	1937	31 - 13i	2001	31 - 19i	2065	31 - 19i
1554	3 - 49i	1618	3 - 47i	1682	29 - 49i	1746	29 - 47i	1810	3 - 15i	1874	3 - 17i	1938	29 - 15i	2002	29 - 17i	2066	29 - 17i
1555	3 - 51i	1619	3 - 45i	1683	29 - 51i	1747	29 - 45i	1811	3 - 13i	1875	3 - 19i	1939	29 - 13i	2003	29 - 19i	2067	29 - 19i
1556	1 - 55i	1620	1 - 41i	1684	31 - 55i	1748	31 - 41i	1812	1 - 9i	1876	1 - 23i	1940	31 - 9i	2004	31 - 23i	2068	31 - 23i
1557	1 - 53i	1621	1 - 43i	1685	31 - 53i	1749	31 - 43i	1813	1 - 11i	1877	1 - 21i	1941	31 - 11i	2005	31 - 21i	2069	31 - 21i
1558	3 - 55i	1622	3 - 41i	1686	29 - 55i	1750	29 - 41i	1814	3 - 9i	1878	3 - 23i	1942	29 - 9i	2006	29 - 23i	2070	29 - 23i
1559	3 - 53i	1623	3 - 43i	1687	29 - 53i	1751	29 - 43i	1815	3 - 11i	1879	3 - 21i	1943	29 - 11i	2007	29 - 21i	2071	29 - 21i
1560	7 - 49i	1624	7 - 47i	1688	25 - 49i	1752	25 - 47i	1816	7 - 15i	1880	7 - 17i	1944	25 - 15i	2008	25 - 17i	2072	25 - 17i
1561	7 - 51i	1625	7 - 45i	1689	25 - 51i	1753	25 - 45i	1817	7 - 13i	1881	7 - 19i	1945	25 - 13i	2009	25 - 19i	2073	25 - 19i
1562	5 - 49i	1626	5 - 47i	1690	27 - 49i	1754	27 - 47i	1818	5 - 15i	1882	5 - 17i	1946	27 - 15i	2010	27 - 17i	2074	27 - 17i
1563	5 - 51i	1627	5 - 45i	1691	27 - 51i	1755	27 - 45i	1819	5 - 13i	1883	5 - 19i	1947	27 - 13i	2011	27 - 19i	2075	27 - 19i
1564	7 - 55i	1628	7 - 41i	1692	25 - 55i	1756	25 - 41i	1820	7 - 9i	1884	7 - 23i	1948	25 - 9i	2012	25 - 23i	2076	25 - 23i
1565	7 - 53i	1629	7 - 43i	1693	25 - 53i	1757	25 - 43i	1821	7 - 11i	1885	7 - 21i	1949	25 - 11i	2013	25 - 21i	2077	25 - 21i
1566	5 - 55i	1630	5 - 41i	1694	27 - 55i	1758	27 - 41i	1822	5 - 9i	1886	5 - 23i	1950	27 - 9i	2014	27 - 23i	2078	27 - 23i
1567	5 - 53i	1631	5 - 43i	1695	27 - 53i	1759	27 - 43i	1823	5 - 11i	1887	5 - 21i	1951	27 - 11i	2015	27 - 21i	2079	27 - 21i
1568	15 - 63i	1632	15 - 33i	1696	17 - 63i	1760	17 - 33i	1824	15 - 11i	1888	15 - 31i	1952	17 - 11i	2016	17 - 31i	2080	17 - 31i
1569	15 - 61i	1633	15 - 35i	1697	17 - 61i	1761	17 - 35i	1825	15 - 3i	1889	15 - 29i	1953	17 - 3i	2017	17 - 29i	2081	17 - 29i
1570	13 - 63i	1634	13 - 33i	1698	19 - 63i	1762	19 - 33i	1826	13 - 11i	1890	13 - 31i	1954	19 - 11i	2018	19 - 31i	2082	19 - 31i

Fig. 23

1571	13 - 61	1635	13 - 35	1699	19 - 61	1763	19 - 35	1827	13 - 31	1891	13 - 29	1955	19 - 31	2019	19 - 29
1572	15 - 57	1636	15 - 39	1700	17 - 57	1764	17 - 39	1828	15 - 7	1892	15 - 25	1956	17 - 7	2020	17 - 25
1573	15 - 59	1637	15 - 37	1701	17 - 59	1765	17 - 37	1829	15 - 5	1893	15 - 27	1957	17 - 5	2021	17 - 27
1574	13 - 57	1638	13 - 39	1702	19 - 57	1766	19 - 39	1830	13 - 7	1894	13 - 25	1958	19 - 7	2022	19 - 25
1575	13 - 59	1639	13 - 37	1703	19 - 59	1767	19 - 37	1831	13 - 5	1895	13 - 27	1959	19 - 5	2023	19 - 27
1576	9 - 63	1640	9 - 33	1704	23 - 63	1768	23 - 33	1832	9 - 11	1896	9 - 31	1960	23 - 11	2024	23 - 31
1577	9 - 61	1641	9 - 35	1705	23 - 61	1769	23 - 35	1833	9 - 3	1897	9 - 29	1961	23 - 3	2025	23 - 29
1578	11 - 63	1642	11 - 33	1706	21 - 63	1770	21 - 33	1834	11 - 1	1898	11 - 31	1962	21 - 1	2026	21 - 31
1579	11 - 61	1643	11 - 35	1707	21 - 61	1771	21 - 35	1835	11 - 3	1899	11 - 29	1963	21 - 3	2027	21 - 29
1580	9 - 57	1644	9 - 39	1708	23 - 57	1772	23 - 39	1836	9 - 7	1900	9 - 25	1964	23 - 7	2028	23 - 25
1581	9 - 59	1645	9 - 37	1709	23 - 59	1773	23 - 37	1837	9 - 5	1901	9 - 27	1965	23 - 5	2029	23 - 27
1582	11 - 57	1646	11 - 39	1710	21 - 57	1774	21 - 39	1838	11 - 7	1902	11 - 25	1966	21 - 7	2030	21 - 25
1583	11 - 59	1647	11 - 37	1711	21 - 59	1775	21 - 37	1839	11 - 5	1903	11 - 27	1967	21 - 5	2031	21 - 27
1584	15 - 49	1648	15 - 47	1712	17 - 49	1776	17 - 47	1840	15 - 15	1904	15 - 17	1968	17 - 15	2032	17 - 17
1585	15 - 51	1649	15 - 45	1713	17 - 51	1777	17 - 45	1841	15 - 13	1905	15 - 19	1969	17 - 13	2033	17 - 19
1586	13 - 49	1650	13 - 47	1714	19 - 49	1778	19 - 47	1842	13 - 15	1906	13 - 17	1970	19 - 15	2034	19 - 17
1587	13 - 51	1651	13 - 45	1715	19 - 51	1779	19 - 45	1843	13 - 13	1907	13 - 19	1971	19 - 13	2035	19 - 19
1588	15 - 55	1652	15 - 41	1716	17 - 55	1780	17 - 41	1844	15 - 9	1908	15 - 23	1972	17 - 9	2036	17 - 23
1589	15 - 53	1653	15 - 43	1717	17 - 53	1781	17 - 43	1845	15 - 11	1909	15 - 21	1973	17 - 11	2037	17 - 21
1590	13 - 55	1654	13 - 41	1718	19 - 55	1782	19 - 41	1846	13 - 9	1910	13 - 23	1974	19 - 9	2038	19 - 23
1591	13 - 53	1655	13 - 43	1719	19 - 53	1783	19 - 43	1847	13 - 11	1911	13 - 21	1975	19 - 11	2039	19 - 21
1592	9 - 49	1656	9 - 47	1720	23 - 49	1784	23 - 47	1848	9 - 15	1912	9 - 17	1976	23 - 15	2040	23 - 17
1593	9 - 51	1657	9 - 45	1721	23 - 51	1785	23 - 45	1849	9 - 13	1913	9 - 19	1977	23 - 13	2041	23 - 19
1594	11 - 49	1658	11 - 47	1722	21 - 49	1786	21 - 47	1850	11 - 15	1914	11 - 17	1978	21 - 15	2042	21 - 17
1595	11 - 51	1659	11 - 45	1723	21 - 51	1787	21 - 45	1851	11 - 13	1915	11 - 19	1979	21 - 13	2043	21 - 19
1596	9 - 55	1660	9 - 41	1724	23 - 55	1788	23 - 41	1852	9 - 9	1916	9 - 23	1980	23 - 9	2044	23 - 23
1597	9 - 53	1661	9 - 43	1725	23 - 53	1789	23 - 43	1853	9 - 11	1917	9 - 21	1981	23 - 11	2045	23 - 21
1598	11 - 55	1662	11 - 41	1726	21 - 55	1790	21 - 41	1854	11 - 9	1918	11 - 23	1982	21 - 9	2046	21 - 23
1599	11 - 53	1663	11 - 43	1727	21 - 53	1791	21 - 43	1855	11 - 11	1919	11 - 21	1983	21 - 11	2047	21 - 21

Fig. 24

Value	Scatter	Value	Scatter	Value	Scatter	Value	Scatter	Value	Scatter	Value	Scatter	Value	Scatter	Value	Scatter	Value	Scatter	Value	Scatter
2048	-1 + 65i	2112	-63 + 33i	2176	-33 + 63i	2240	-33 + 33i	2304	-63 + 1i	2368	-63 + 31i	2432	-33 + 1i	2496	-33 + 31i	2560	-33 + 31i	2624	-33 + 29i
2049	-65 + 3i	2113	-65 + 29i	2177	-33 + 61i	2241	-33 + 35i	2305	-63 + 3i	2369	-63 + 29i	2433	-33 + 3i	2497	-33 + 29i	2561	-33 + 29i	2625	-33 + 27i
2050	-3 + 65i	2114	-61 + 33i	2178	-29 + 65i	2242	-35 + 33i	2306	-61 + 1i	2370	-61 + 31i	2434	-35 + 1i	2498	-35 + 31i	2562	-35 + 31i	2626	-35 + 29i
2051	-3 + 67i	2115	-61 + 35i	2179	-35 + 61i	2243	-35 + 35i	2307	-61 + 3i	2371	-61 + 29i	2435	-35 + 3i	2499	-35 + 29i	2563	-35 + 29i	2627	-35 + 27i
2052	-65 + 7i	2116	-65 + 25i	2180	-33 + 57i	2244	-33 + 39i	2308	-63 + 7i	2372	-63 + 25i	2436	-33 + 7i	2500	-33 + 25i	2564	-33 + 25i	2628	-33 + 23i
2053	-65 + 5i	2117	-65 + 27i	2181	-33 + 59i	2245	-33 + 37i	2309	-63 + 5i	2373	-63 + 27i	2437	-33 + 5i	2501	-33 + 27i	2565	-33 + 27i	2629	-33 + 25i
2054	-67 + 7i	2118	-67 + 25i	2182	-35 + 57i	2246	-35 + 39i	2310	-61 + 7i	2374	-61 + 25i	2438	-35 + 7i	2502	-35 + 25i	2566	-35 + 25i	2630	-35 + 23i
2055	-67 + 5i	2119	-61 + 37i	2183	-35 + 59i	2247	-35 + 37i	2311	-61 + 5i	2375	-61 + 27i	2439	-35 + 5i	2503	-35 + 27i	2567	-35 + 27i	2631	-35 + 25i
2056	-7 + 65i	2120	-57 + 33i	2184	-25 + 65i	2248	-39 + 33i	2312	-57 + 1i	2376	-57 + 31i	2440	-39 + 1i	2504	-39 + 31i	2568	-39 + 31i	2632	-39 + 29i
2057	-7 + 67i	2121	-57 + 35i	2185	-25 + 67i	2249	-39 + 35i	2313	-57 + 3i	2377	-57 + 29i	2441	-39 + 3i	2505	-39 + 29i	2569	-39 + 29i	2633	-39 + 27i
2058	-5 + 65i	2122	-59 + 33i	2186	-27 + 65i	2250	-37 + 33i	2314	-59 + 1i	2378	-59 + 31i	2442	-37 + 1i	2506	-37 + 31i	2570	-37 + 31i	2634	-37 + 29i
2059	-5 + 67i	2123	-59 + 35i	2187	-37 + 61i	2251	-37 + 35i	2315	-59 + 3i	2379	-59 + 29i	2443	-37 + 3i	2507	-37 + 29i	2571	-37 + 29i	2635	-37 + 27i
2060	-7 + 71i	2124	-57 + 39i	2188	-39 + 57i	2252	-39 + 39i	2316	-57 + 7i	2380	-57 + 25i	2444	-39 + 7i	2508	-39 + 25i	2572	-39 + 25i	2636	-39 + 23i
2061	-7 + 69i	2125	-57 + 37i	2189	-39 + 59i	2253	-39 + 37i	2317	-57 + 5i	2381	-57 + 27i	2445	-39 + 5i	2509	-39 + 27i	2573	-39 + 27i	2637	-39 + 25i
2062	-69 + 7i	2126	-59 + 39i	2190	-37 + 57i	2254	-37 + 39i	2318	-59 + 7i	2382	-59 + 25i	2446	-37 + 7i	2510	-37 + 25i	2574	-37 + 25i	2638	-37 + 23i
2063	-5 + 69i	2127	-59 + 37i	2191	-37 + 59i	2255	-37 + 37i	2319	-59 + 5i	2383	-59 + 27i	2447	-37 + 5i	2511	-37 + 27i	2575	-37 + 27i	2639	-37 + 25i
2064	-65 + 15i	2128	-65 + 17i	2192	-33 + 49i	2256	-33 + 47i	2320	-63 + 15i	2384	-63 + 17i	2448	-33 + 15i	2512	-33 + 17i	2576	-33 + 17i	2640	-33 + 15i
2065	-65 + 13i	2129	-65 + 19i	2193	-33 + 51i	2257	-33 + 45i	2321	-63 + 13i	2385	-63 + 19i	2449	-33 + 13i	2513	-33 + 19i	2577	-33 + 19i	2641	-33 + 17i
2066	-67 + 15i	2130	-67 + 17i	2194	-35 + 49i	2258	-35 + 47i	2322	-61 + 15i	2386	-61 + 17i	2450	-35 + 15i	2514	-35 + 17i	2578	-35 + 17i	2642	-35 + 15i
2067	-67 + 13i	2131	-67 + 19i	2195	-35 + 51i	2259	-35 + 45i	2323	-61 + 13i	2387	-61 + 19i	2451	-35 + 13i	2515	-35 + 19i	2579	-35 + 19i	2643	-35 + 17i
2068	-65 + 9i	2132	-65 + 23i	2196	-33 + 55i	2260	-33 + 41i	2324	-63 + 9i	2388	-63 + 23i	2452	-33 + 9i	2516	-33 + 23i	2580	-33 + 23i	2644	-33 + 21i
2069	-65 + 11i	2133	-65 + 21i	2197	-33 + 53i	2261	-33 + 43i	2325	-63 + 11i	2389	-63 + 21i	2453	-33 + 11i	2517	-33 + 21i	2581	-33 + 21i	2645	-33 + 19i
2070	-67 + 9i	2134	-67 + 23i	2198	-35 + 55i	2262	-35 + 41i	2326	-61 + 9i	2390	-61 + 23i	2454	-35 + 9i	2518	-35 + 23i	2582	-35 + 23i	2646	-35 + 21i
2071	-67 + 11i	2135	-67 + 21i	2199	-35 + 53i	2263	-35 + 43i	2327	-61 + 11i	2391	-61 + 21i	2455	-35 + 11i	2519	-35 + 21i	2583	-35 + 21i	2647	-35 + 19i
2072	-71 + 15i	2136	-71 + 17i	2200	-39 + 49i	2264	-39 + 47i	2328	-57 + 15i	2392	-57 + 17i	2456	-39 + 15i	2520	-39 + 17i	2584	-39 + 17i	2648	-39 + 15i
2073	-71 + 13i	2137	-57 + 45i	2201	-39 + 51i	2265	-39 + 45i	2329	-57 + 13i	2393	-57 + 19i	2457	-39 + 13i	2521	-39 + 19i	2585	-39 + 19i	2649	-39 + 17i
2074	-69 + 15i	2138	-69 + 17i	2202	-37 + 49i	2266	-37 + 47i	2330	-59 + 15i	2394	-59 + 17i	2458	-37 + 15i	2522	-37 + 17i	2586	-37 + 17i	2650	-37 + 15i
2075	-69 + 13i	2139	-69 + 19i	2203	-37 + 51i	2267	-37 + 45i	2331	-59 + 13i	2395	-59 + 19i	2459	-37 + 13i	2523	-37 + 19i	2587	-37 + 19i	2651	-37 + 17i
2076	-71 + 9i	2140	-57 + 41i	2204	-39 + 55i	2268	-39 + 41i	2332	-57 + 9i	2396	-57 + 23i	2460	-39 + 9i	2524	-39 + 23i	2588	-39 + 23i	2652	-39 + 21i
2077	-71 + 11i	2141	-57 + 43i	2205	-39 + 53i	2269	-39 + 43i	2333	-57 + 11i	2397	-57 + 21i	2461	-39 + 11i	2525	-39 + 21i	2589	-39 + 21i	2653	-39 + 19i
2078	-69 + 9i	2142	-59 + 41i	2206	-37 + 55i	2270	-37 + 41i	2334	-59 + 9i	2398	-59 + 23i	2462	-37 + 9i	2526	-37 + 23i	2590	-37 + 23i	2654	-37 + 21i
2079	-69 + 11i	2143	-69 + 21i	2207	-37 + 53i	2271	-37 + 43i	2335	-59 + 11i	2399	-59 + 21i	2463	-37 + 11i	2527	-37 + 21i	2591	-37 + 21i	2655	-37 + 19i
2080	-15 + 65i	2144	-49 + 33i	2208	-17 + 65i	2272	-47 + 33i	2336	-49 + 1i	2400	-49 + 31i	2464	-47 + 1i	2528	-47 + 31i	2592	-47 + 31i	2656	-47 + 29i

Fig. 25

2081	-15 + 67	2145	-49 + 35	2209	-17 + 67	2273	-47 + 35	2337	-49 + 31	2401	-49 + 29	2465	-47 + 31	2529	-47 + 29
2082	-13 + 65	2146	-51 + 33	2210	-19 + 65	2274	-45 + 33	2338	-51 + 11	2402	-51 + 31	2466	-45 + 11	2530	-45 + 31
2083	-13 + 67	2147	-51 + 35	2211	-19 + 67	2275	-45 + 35	2339	-51 + 31	2403	-51 + 29	2467	-45 + 31	2531	-45 + 29
2084	-15 + 71	2148	-49 + 39	2212	-17 + 71	2276	-47 + 39	2340	-49 + 71	2404	-49 + 25	2468	-47 + 71	2532	-47 + 25
2085	-15 + 69	2149	-49 + 37	2213	-17 + 69	2277	-47 + 37	2341	-49 + 51	2405	-49 + 27	2469	-47 + 51	2533	-47 + 27
2086	-13 + 71	2150	-51 + 39	2214	-45 + 57	2278	-45 + 39	2342	-51 + 71	2406	-51 + 25	2470	-45 + 71	2534	-45 + 25
2087	-13 + 69	2151	-51 + 37	2215	-19 + 69	2279	-45 + 37	2343	-51 + 51	2407	-51 + 27	2471	-45 + 51	2535	-45 + 27
2088	-9 + 65	2152	-55 + 33	2216	-23 + 65	2280	-41 + 33	2344	-55 + 11	2408	-55 + 31	2472	-41 + 11	2536	-41 + 31
2089	-9 + 67	2153	-55 + 35	2217	-23 + 67	2281	-41 + 35	2345	-55 + 31	2409	-55 + 29	2473	-41 + 31	2537	-41 + 29
2090	-11 + 65	2154	-53 + 33	2218	-21 + 65	2282	-43 + 33	2346	-53 + 11	2410	-53 + 31	2474	-43 + 11	2538	-43 + 31
2091	-11 + 67	2155	-53 + 35	2219	-21 + 67	2283	-43 + 35	2347	-53 + 31	2411	-53 + 29	2475	-43 + 31	2539	-43 + 29
2092	-9 + 71	2156	-55 + 39	2220	-41 + 57	2284	-41 + 39	2348	-55 + 71	2412	-55 + 25	2476	-41 + 71	2540	-41 + 25
2093	-9 + 69	2157	-55 + 37	2221	-41 + 59	2285	-41 + 37	2349	-55 + 51	2413	-55 + 27	2477	-41 + 51	2541	-41 + 27
2094	-11 + 71	2158	-53 + 39	2222	-43 + 57	2286	-43 + 39	2350	-53 + 71	2414	-53 + 25	2478	-43 + 71	2542	-43 + 25
2095	-11 + 69	2159	-53 + 37	2223	-21 + 69	2287	-43 + 37	2351	-53 + 51	2415	-53 + 27	2479	-43 + 51	2543	-43 + 27
2096	-9 + 49	2160	-49 + 47	2224	-47 + 49	2288	-47 + 47	2352	-49 + 15	2416	-49 + 17	2480	-47 + 15	2544	-47 + 17
2097	-9 + 51	2161	-49 + 45	2225	-47 + 51	2289	-47 + 45	2353	-49 + 13	2417	-49 + 19	2481	-47 + 13	2545	-47 + 19
2098	-51 + 49	2162	-51 + 47	2226	-45 + 49	2290	-45 + 47	2354	-51 + 15	2418	-51 + 17	2482	-45 + 15	2546	-45 + 17
2099	-51 + 51	2163	-51 + 45	2227	-45 + 51	2291	-45 + 45	2355	-51 + 13	2419	-51 + 19	2483	-45 + 13	2547	-45 + 19
2100	-9 + 55	2164	-49 + 41	2228	-47 + 55	2292	-47 + 41	2356	-49 + 9	2420	-49 + 23	2484	-47 + 9	2548	-47 + 23
2101	-9 + 53	2165	-49 + 43	2229	-47 + 53	2293	-47 + 43	2357	-49 + 11	2421	-49 + 21	2485	-47 + 11	2549	-47 + 21
2102	-13 + 73	2166	-51 + 41	2230	-45 + 55	2294	-45 + 41	2358	-51 + 9	2422	-51 + 23	2486	-45 + 9	2550	-45 + 23
2103	-51 + 53	2167	-51 + 43	2231	-45 + 53	2295	-45 + 43	2359	-51 + 11	2423	-51 + 21	2487	-45 + 11	2551	-45 + 21
2104	-55 + 49	2168	-55 + 47	2232	-41 + 49	2296	-41 + 47	2360	-55 + 15	2424	-55 + 17	2488	-41 + 15	2552	-41 + 17
2105	-73 + 13	2169	-55 + 45	2233	-41 + 51	2297	-41 + 45	2361	-55 + 13	2425	-55 + 19	2489	-41 + 13	2553	-41 + 19
2106	-53 + 49	2170	-53 + 47	2234	-43 + 49	2298	-43 + 47	2362	-53 + 15	2426	-53 + 17	2490	-43 + 15	2554	-43 + 17
2107	-53 + 51	2171	-53 + 45	2235	-43 + 51	2299	-43 + 45	2363	-53 + 13	2427	-53 + 19	2491	-43 + 13	2555	-43 + 19
2108	-9 + 73	2172	-55 + 41	2236	-41 + 55	2300	-41 + 41	2364	-55 + 9	2428	-55 + 23	2492	-41 + 9	2556	-41 + 23
2109	-73 + 11	2173	-55 + 43	2237	-41 + 53	2301	-41 + 43	2365	-55 + 11	2429	-55 + 21	2493	-41 + 11	2557	-41 + 21
2110	-11 + 73	2174	-53 + 41	2238	-43 + 55	2302	-43 + 41	2366	-53 + 9	2430	-53 + 23	2494	-43 + 9	2558	-43 + 23
2111	-53 + 53	2175	-53 + 43	2239	-43 + 53	2303	-43 + 43	2367	-53 + 11	2431	-53 + 21	2495	-43 + 11	2559	-43 + 21

Fig. 26

Value	Scatter	Value	Scatter	Value	Scatter	Value	Scatter	Value	Scatter	Value	Scatter	Value	Scatter	Value	Scatter	Value	Scatter	Value	Scatter
2560	-1 + 63i	2624	-1 + 33i	2688	-31 + 63i	2752	-31 + 33i	2816	-1 + 11i	2880	-1 + 31i	2944	-31 + 11i	3008	-31 + 31i				
2561	-1 + 61i	2625	-1 + 35i	2689	-31 + 61i	2753	-31 + 35i	2817	-1 + 3i	2881	-1 + 29i	2945	-31 + 3i	3009	-31 + 29i				
2562	-3 + 63i	2626	-3 + 33i	2690	-29 + 63i	2754	-29 + 33i	2818	-3 + 11i	2882	-3 + 31i	2946	-29 + 11i	3010	-29 + 31i				
2563	-3 + 61i	2627	-3 + 35i	2691	-29 + 61i	2755	-29 + 35i	2819	-3 + 3i	2883	-3 + 29i	2947	-29 + 3i	3011	-29 + 29i				
2564	-1 + 57i	2628	-1 + 39i	2692	-31 + 57i	2756	-31 + 39i	2820	-1 + 7i	2884	-1 + 25i	2948	-31 + 7i	3012	-31 + 25i				
2565	-1 + 59i	2629	-1 + 37i	2693	-31 + 59i	2757	-31 + 37i	2821	-1 + 5i	2885	-1 + 27i	2949	-31 + 5i	3013	-31 + 27i				
2566	-3 + 57i	2630	-3 + 39i	2694	-29 + 57i	2758	-29 + 39i	2822	-3 + 7i	2886	-3 + 25i	2950	-29 + 7i	3014	-29 + 25i				
2567	-3 + 59i	2631	-3 + 37i	2695	-29 + 59i	2759	-29 + 37i	2823	-3 + 5i	2887	-3 + 27i	2951	-29 + 5i	3015	-29 + 27i				
2568	-7 + 63i	2632	-7 + 33i	2696	-25 + 63i	2760	-25 + 33i	2824	-7 + 11i	2888	-7 + 31i	2952	-25 + 11i	3016	-25 + 31i				
2569	-7 + 61i	2633	-7 + 35i	2697	-25 + 61i	2761	-25 + 35i	2825	-7 + 3i	2889	-7 + 29i	2953	-25 + 3i	3017	-25 + 29i				
2570	-5 + 63i	2634	-5 + 33i	2698	-27 + 63i	2762	-27 + 33i	2826	-5 + 11i	2890	-5 + 31i	2954	-27 + 11i	3018	-27 + 31i				
2571	-5 + 61i	2635	-5 + 35i	2699	-27 + 61i	2763	-27 + 35i	2827	-5 + 3i	2891	-5 + 29i	2955	-27 + 3i	3019	-27 + 29i				
2572	-7 + 57i	2636	-7 + 39i	2700	-25 + 57i	2764	-25 + 39i	2828	-7 + 7i	2892	-7 + 25i	2956	-25 + 7i	3020	-25 + 25i				
2573	-7 + 59i	2637	-7 + 37i	2701	-25 + 59i	2765	-25 + 37i	2829	-7 + 5i	2893	-7 + 27i	2957	-25 + 5i	3021	-25 + 27i				
2574	-5 + 57i	2638	-5 + 39i	2702	-27 + 57i	2766	-27 + 39i	2830	-5 + 7i	2894	-5 + 25i	2958	-27 + 7i	3022	-27 + 25i				
2575	-5 + 59i	2639	-5 + 37i	2703	-27 + 59i	2767	-27 + 37i	2831	-5 + 5i	2895	-5 + 27i	2959	-27 + 5i	3023	-27 + 27i				
2576	-1 + 49i	2640	-1 + 47i	2704	-31 + 49i	2768	-31 + 47i	2832	-1 + 15i	2896	-1 + 17i	2960	-31 + 15i	3024	-31 + 17i				
2577	-1 + 51i	2641	-1 + 45i	2705	-31 + 51i	2769	-31 + 45i	2833	-1 + 13i	2897	-1 + 19i	2961	-31 + 13i	3025	-31 + 19i				
2578	-3 + 49i	2642	-3 + 47i	2706	-29 + 49i	2770	-29 + 47i	2834	-3 + 15i	2898	-3 + 17i	2962	-29 + 15i	3026	-29 + 17i				
2579	-3 + 51i	2643	-3 + 45i	2707	-29 + 51i	2771	-29 + 45i	2835	-3 + 13i	2899	-3 + 19i	2963	-29 + 13i	3027	-29 + 19i				
2580	-1 + 55i	2644	-1 + 41i	2708	-31 + 55i	2772	-31 + 41i	2836	-1 + 9i	2900	-1 + 23i	2964	-31 + 9i	3028	-31 + 23i				
2581	-1 + 53i	2645	-1 + 43i	2709	-31 + 53i	2773	-31 + 43i	2837	-1 + 11i	2901	-1 + 21i	2965	-31 + 11i	3029	-31 + 21i				
2582	-3 + 55i	2646	-3 + 41i	2710	-29 + 55i	2774	-29 + 41i	2838	-3 + 9i	2902	-3 + 23i	2966	-29 + 9i	3030	-29 + 23i				
2583	-3 + 53i	2647	-3 + 43i	2711	-29 + 53i	2775	-29 + 43i	2839	-3 + 11i	2903	-3 + 21i	2967	-29 + 11i	3031	-29 + 21i				
2584	-7 + 49i	2648	-7 + 47i	2712	-25 + 49i	2776	-25 + 47i	2840	-7 + 15i	2904	-7 + 17i	2968	-25 + 15i	3032	-25 + 17i				
2585	-7 + 51i	2649	-7 + 45i	2713	-25 + 51i	2777	-25 + 45i	2841	-7 + 13i	2905	-7 + 19i	2969	-25 + 13i	3033	-25 + 19i				
2586	-5 + 49i	2650	-5 + 47i	2714	-27 + 49i	2778	-27 + 47i	2842	-5 + 15i	2906	-5 + 17i	2970	-27 + 15i	3034	-27 + 17i				
2587	-5 + 51i	2651	-5 + 45i	2715	-27 + 51i	2779	-27 + 45i	2843	-5 + 13i	2907	-5 + 19i	2971	-27 + 13i	3035	-27 + 19i				
2588	-7 + 55i	2652	-7 + 41i	2716	-25 + 55i	2780	-25 + 41i	2844	-7 + 9i	2908	-7 + 23i	2972	-25 + 9i	3036	-25 + 23i				
2589	-7 + 53i	2653	-7 + 43i	2717	-25 + 53i	2781	-25 + 43i	2845	-7 + 11i	2909	-7 + 21i	2973	-25 + 11i	3037	-25 + 21i				
2590	-5 + 55i	2654	-5 + 41i	2718	-27 + 55i	2782	-27 + 41i	2846	-5 + 9i	2910	-5 + 23i	2974	-27 + 9i	3038	-27 + 23i				

Fig. 27

2591	-5 + 53	2655	-5 + 43	2719	-27 + 53	2783	-27 + 43	2847	-5 + 11	2911	-5 + 21	2975	-27 + 11	3039	-27 + 21
2592	-15 + 63	2656	-15 + 33	2720	-17 + 63	2784	-17 + 33	2848	-15 + 11	2912	-15 + 31	2976	-17 + 11	3040	-17 + 31
2593	-15 + 61	2657	-15 + 35	2721	-17 + 61	2785	-17 + 35	2849	-15 + 31	2913	-15 + 29	2977	-17 + 31	3041	-17 + 29
2594	-13 + 63	2658	-13 + 33	2722	-19 + 63	2786	-19 + 33	2850	-13 + 11	2914	-13 + 31	2978	-19 + 11	3042	-19 + 31
2595	-13 + 61	2659	-13 + 35	2723	-19 + 61	2787	-19 + 35	2851	-13 + 31	2915	-13 + 29	2979	-19 + 31	3043	-19 + 29
2596	-15 + 57	2660	-15 + 39	2724	-17 + 57	2788	-17 + 39	2852	-15 + 7	2916	-15 + 25	2980	-17 + 7	3044	-17 + 25
2597	-15 + 59	2661	-15 + 37	2725	-17 + 59	2789	-17 + 37	2853	-15 + 5	2917	-15 + 27	2981	-17 + 5	3045	-17 + 27
2598	-13 + 57	2662	-13 + 39	2726	-19 + 57	2790	-19 + 39	2854	-13 + 7	2918	-13 + 25	2982	-19 + 7	3046	-19 + 25
2599	-13 + 59	2663	-13 + 37	2727	-19 + 59	2791	-19 + 37	2855	-13 + 5	2919	-13 + 27	2983	-19 + 5	3047	-19 + 27
2600	-9 + 63	2664	-9 + 33	2728	-23 + 63	2792	-23 + 33	2856	-9 + 11	2920	-9 + 31	2984	-23 + 11	3048	-23 + 31
2601	-9 + 61	2665	-9 + 35	2729	-23 + 61	2793	-23 + 35	2857	-9 + 31	2921	-9 + 29	2985	-23 + 31	3049	-23 + 29
2602	-11 + 63	2666	-11 + 33	2730	-21 + 63	2794	-21 + 33	2858	-11 + 11	2922	-11 + 31	2986	-21 + 11	3050	-21 + 31
2603	-11 + 61	2667	-11 + 35	2731	-21 + 61	2795	-21 + 35	2859	-11 + 31	2923	-11 + 29	2987	-21 + 31	3051	-21 + 29
2604	-9 + 57	2668	-9 + 39	2732	-23 + 57	2796	-23 + 39	2860	-9 + 7	2924	-9 + 25	2988	-23 + 7	3052	-23 + 25
2605	-9 + 59	2669	-9 + 37	2733	-23 + 59	2797	-23 + 37	2861	-9 + 5	2925	-9 + 27	2989	-23 + 5	3053	-23 + 27
2606	-11 + 57	2670	-11 + 39	2734	-21 + 57	2798	-21 + 39	2862	-11 + 7	2926	-11 + 25	2990	-21 + 7	3054	-21 + 25
2607	-11 + 59	2671	-11 + 37	2735	-21 + 59	2799	-21 + 37	2863	-11 + 5	2927	-11 + 27	2991	-21 + 5	3055	-21 + 27
2608	-15 + 49	2672	-15 + 47	2736	-17 + 49	2800	-17 + 47	2864	-15 + 15	2928	-15 + 17	2992	-17 + 15	3056	-17 + 17
2609	-15 + 51	2673	-15 + 45	2737	-17 + 51	2801	-17 + 45	2865	-15 + 13	2929	-15 + 19	2993	-17 + 13	3057	-17 + 19
2610	-13 + 49	2674	-13 + 47	2738	-19 + 49	2802	-19 + 47	2866	-13 + 15	2930	-13 + 17	2994	-19 + 15	3058	-19 + 17
2611	-13 + 51	2675	-13 + 45	2739	-19 + 51	2803	-19 + 45	2867	-13 + 13	2931	-13 + 19	2995	-19 + 13	3059	-19 + 19
2612	-15 + 55	2676	-15 + 41	2740	-17 + 55	2804	-17 + 41	2868	-15 + 9	2932	-15 + 23	2996	-17 + 9	3060	-17 + 23
2613	-15 + 53	2677	-15 + 43	2741	-17 + 53	2805	-17 + 43	2869	-15 + 11	2933	-15 + 21	2997	-17 + 11	3061	-17 + 21
2614	-13 + 55	2678	-13 + 41	2742	-19 + 55	2806	-19 + 41	2870	-13 + 9	2934	-13 + 23	2998	-19 + 9	3062	-19 + 23
2615	-13 + 53	2679	-13 + 43	2743	-19 + 53	2807	-19 + 43	2871	-13 + 11	2935	-13 + 21	2999	-19 + 11	3063	-19 + 21
2616	-9 + 49	2680	-9 + 47	2744	-23 + 49	2808	-23 + 47	2872	-9 + 15	2936	-9 + 17	3000	-23 + 15	3064	-23 + 17
2617	-9 + 51	2681	-9 + 45	2745	-23 + 51	2809	-23 + 45	2873	-9 + 13	2937	-9 + 19	3001	-23 + 13	3065	-23 + 19
2618	-11 + 49	2682	-11 + 47	2746	-21 + 49	2810	-21 + 47	2874	-11 + 15	2938	-11 + 17	3002	-21 + 15	3066	-21 + 17
2619	-11 + 51	2683	-11 + 45	2747	-21 + 51	2811	-21 + 45	2875	-11 + 13	2939	-11 + 19	3003	-21 + 13	3067	-21 + 19
2620	-9 + 55	2684	-9 + 41	2748	-23 + 55	2812	-23 + 41	2876	-9 + 9	2940	-9 + 23	3004	-23 + 9	3068	-23 + 23
2621	-9 + 53	2685	-9 + 43	2749	-23 + 53	2813	-23 + 43	2877	-9 + 11	2941	-9 + 21	3005	-23 + 11	3069	-23 + 21
2622	-11 + 55	2686	-11 + 41	2750	-21 + 55	2814	-21 + 41	2878	-11 + 9	2942	-11 + 23	3006	-21 + 9	3070	-21 + 23
2623	-11 + 53	2687	-11 + 43	2751	-21 + 53	2815	-21 + 43	2879	-11 + 11	2943	-11 + 21	3007	-21 + 11	3071	-21 + 21

Fig. 28

Value	Scatter	Value	Scatter	Value	Scatter	Value	Scatter	Value	Scatter	Value	Scatter	Value	Scatter	Value	Scatter	Value	Scatter	Value	Scatter
3072	-65 - 1	3135	-63 - 33	3200	-33 - 63	3264	-33 - 33	3328	-63 - 11	3392	-63 - 31	3456	-33 - 11	3520	-33 - 31	3584	-33 - 31	3648	-33 - 31
3073	-65 - 3	3137	-65 - 29	3201	-33 - 61	3265	-33 - 35	3329	-63 - 3	3393	-63 - 29	3457	-33 - 3	3521	-33 - 29	3585	-33 - 29	3649	-33 - 29
3074	-3 - 65	3138	-61 - 33	3202	-29 - 65	3266	-35 - 35	3330	-61 - 11	3394	-61 - 31	3458	-35 - 11	3522	-35 - 31	3586	-35 - 31	3650	-35 - 31
3075	-67 - 3	3139	-61 - 35	3203	-35 - 61	3267	-35 - 39	3331	-61 - 3	3395	-61 - 29	3459	-35 - 3	3523	-35 - 29	3587	-35 - 29	3651	-35 - 29
3076	-65 - 7	3140	-65 - 25	3204	-33 - 57	3268	-33 - 39	3332	-63 - 7	3396	-63 - 25	3460	-33 - 7	3524	-33 - 25	3588	-33 - 25	3652	-33 - 25
3077	-65 - 5	3141	-65 - 27	3205	-33 - 59	3269	-33 - 37	3333	-63 - 5	3397	-63 - 27	3461	-33 - 5	3525	-33 - 27	3589	-33 - 27	3653	-33 - 27
3078	-67 - 7	3142	-67 - 25	3206	-35 - 57	3270	-35 - 39	3334	-61 - 7	3398	-61 - 25	3462	-35 - 7	3526	-35 - 25	3590	-35 - 25	3654	-35 - 25
3079	-67 - 5	3143	-61 - 37	3207	-35 - 59	3271	-35 - 37	3335	-61 - 5	3399	-61 - 27	3463	-35 - 5	3527	-35 - 27	3591	-35 - 27	3655	-35 - 27
3080	-7 - 65	3144	-57 - 33	3208	-25 - 65	3272	-39 - 39	3336	-57 - 11	3400	-57 - 31	3464	-39 - 11	3528	-39 - 31	3592	-39 - 31	3656	-39 - 31
3081	-7 - 67	3145	-57 - 35	3209	-25 - 67	3273	-39 - 35	3337	-57 - 3	3401	-57 - 29	3465	-39 - 3	3529	-39 - 29	3593	-39 - 29	3657	-39 - 29
3082	-5 - 65	3146	-59 - 33	3210	-27 - 65	3274	-37 - 33	3338	-59 - 11	3402	-59 - 31	3466	-37 - 11	3530	-37 - 31	3594	-37 - 31	3658	-37 - 31
3083	-5 - 67	3147	-59 - 35	3211	-37 - 61	3275	-37 - 35	3339	-59 - 3	3403	-59 - 29	3467	-37 - 3	3531	-37 - 29	3595	-37 - 29	3659	-37 - 29
3084	-71 - 7	3148	-57 - 39	3212	-39 - 57	3276	-39 - 39	3340	-57 - 7	3404	-57 - 25	3468	-39 - 7	3532	-39 - 25	3596	-39 - 25	3660	-39 - 25
3085	-7 - 69	3149	-57 - 37	3213	-39 - 59	3277	-39 - 37	3341	-57 - 5	3405	-57 - 27	3469	-39 - 5	3533	-39 - 27	3597	-39 - 27	3661	-39 - 27
3086	-69 - 7	3150	-59 - 39	3214	-37 - 57	3278	-37 - 39	3342	-59 - 7	3406	-59 - 25	3470	-37 - 7	3534	-37 - 25	3598	-37 - 25	3662	-37 - 25
3087	-69 - 5	3151	-59 - 37	3215	-37 - 59	3279	-37 - 37	3343	-59 - 5	3407	-59 - 27	3471	-37 - 5	3535	-37 - 27	3599	-37 - 27	3663	-37 - 27
3088	-65 - 15	3152	-65 - 17	3216	-33 - 49	3280	-33 - 47	3344	-63 - 15	3408	-63 - 17	3472	-33 - 15	3536	-33 - 17	3600	-33 - 17	3664	-33 - 17
3089	-65 - 13	3153	-65 - 19	3217	-33 - 51	3281	-33 - 45	3345	-63 - 13	3409	-63 - 19	3473	-33 - 13	3537	-33 - 19	3601	-33 - 19	3665	-33 - 19
3090	-67 - 15	3154	-67 - 17	3218	-35 - 49	3282	-35 - 47	3346	-61 - 15	3410	-61 - 17	3474	-35 - 15	3538	-35 - 17	3602	-35 - 17	3666	-35 - 17
3091	-67 - 13	3155	-67 - 19	3219	-35 - 51	3283	-35 - 45	3347	-61 - 13	3411	-61 - 19	3475	-35 - 13	3539	-35 - 19	3603	-35 - 19	3667	-35 - 19
3092	-65 - 9	3156	-65 - 23	3220	-33 - 55	3284	-33 - 41	3348	-63 - 9	3412	-63 - 23	3476	-33 - 9	3540	-33 - 23	3604	-33 - 23	3668	-33 - 23
3093	-65 - 11	3157	-65 - 21	3221	-33 - 53	3285	-33 - 43	3349	-63 - 11	3413	-63 - 21	3477	-33 - 11	3541	-33 - 21	3605	-33 - 21	3669	-33 - 21
3094	-67 - 9	3158	-67 - 23	3222	-35 - 55	3286	-35 - 41	3350	-61 - 9	3414	-61 - 23	3478	-35 - 9	3542	-35 - 23	3606	-35 - 23	3670	-35 - 23
3095	-67 - 11	3159	-67 - 21	3223	-35 - 53	3287	-35 - 43	3351	-61 - 11	3415	-61 - 21	3479	-35 - 11	3543	-35 - 21	3607	-35 - 21	3671	-35 - 21
3096	-71 - 15	3160	-71 - 17	3224	-39 - 49	3288	-39 - 47	3352	-57 - 15	3416	-57 - 17	3480	-39 - 15	3544	-39 - 17	3608	-39 - 17	3672	-39 - 17
3097	-71 - 13	3161	-57 - 45	3225	-39 - 51	3289	-39 - 45	3353	-57 - 13	3417	-57 - 19	3481	-39 - 13	3545	-39 - 19	3609	-39 - 19	3673	-39 - 19
3098	-69 - 15	3162	-69 - 17	3226	-37 - 49	3290	-37 - 47	3354	-59 - 15	3418	-59 - 17	3482	-37 - 15	3546	-37 - 17	3610	-37 - 17	3674	-37 - 17
3099	-69 - 13	3163	-69 - 19	3227	-37 - 51	3291	-37 - 45	3355	-59 - 13	3419	-59 - 19	3483	-37 - 13	3547	-37 - 19	3611	-37 - 19	3675	-37 - 19
3100	-71 - 9	3164	-57 - 41	3228	-39 - 55	3292	-39 - 41	3356	-57 - 9	3420	-57 - 23	3484	-39 - 9	3548	-39 - 23	3612	-39 - 23	3676	-39 - 23

Fig. 29

3101	-71 - 111	3165	-57 - 431	3229	-39 - 531	3293	-39 - 431	3357	-57 - 111	3421	-57 - 211	3485	-39 - 111	3549	-39 - 211
3102	-69 - 91	3166	-59 - 411	3230	-37 - 551	3294	-37 - 411	3358	-59 - 91	3422	-59 - 231	3486	-37 - 91	3550	-37 - 231
3103	-69 - 111	3167	-69 - 211	3231	-37 - 531	3295	-37 - 211	3359	-59 - 111	3423	-59 - 211	3487	-37 - 111	3551	-37 - 211
3104	-15 - 651	3168	-49 - 331	3232	-17 - 651	3296	-47 - 331	3360	-49 - 11	3424	-49 - 311	3488	-47 - 11	3552	-47 - 311
3105	-15 - 671	3169	-49 - 351	3233	-17 - 671	3297	-47 - 351	3361	-49 - 31	3425	-49 - 291	3489	-47 - 31	3553	-47 - 291
3106	-13 - 651	3170	-51 - 331	3234	-19 - 651	3298	-45 - 331	3362	-51 - 11	3426	-51 - 311	3490	-45 - 11	3554	-45 - 311
3107	-13 - 671	3171	-51 - 351	3235	-19 - 671	3299	-45 - 351	3363	-51 - 31	3427	-51 - 291	3491	-45 - 31	3555	-45 - 291
3108	-15 - 711	3172	-49 - 391	3236	-17 - 711	3300	-47 - 391	3364	-49 - 71	3428	-49 - 251	3492	-47 - 71	3556	-47 - 251
3109	-15 - 691	3173	-49 - 371	3237	-17 - 691	3301	-47 - 371	3365	-49 - 51	3429	-49 - 271	3493	-47 - 51	3557	-47 - 271
3110	-13 - 711	3174	-51 - 391	3238	-45 - 571	3302	-45 - 391	3366	-51 - 71	3430	-51 - 251	3494	-45 - 71	3558	-45 - 251
3111	-13 - 691	3175	-51 - 371	3239	-19 - 691	3303	-45 - 371	3367	-51 - 51	3431	-51 - 271	3495	-45 - 51	3559	-45 - 271
3112	-9 - 651	3176	-55 - 331	3240	-23 - 651	3304	-41 - 331	3368	-55 - 11	3432	-55 - 311	3496	-41 - 11	3560	-41 - 311
3113	-9 - 671	3177	-55 - 351	3241	-23 - 671	3305	-41 - 351	3369	-55 - 31	3433	-55 - 291	3497	-41 - 31	3561	-41 - 291
3114	-11 - 651	3178	-53 - 331	3242	-21 - 651	3306	-43 - 331	3370	-53 - 11	3434	-53 - 311	3498	-43 - 11	3562	-43 - 311
3115	-11 - 671	3179	-53 - 351	3243	-21 - 671	3307	-43 - 351	3371	-53 - 31	3435	-53 - 291	3499	-43 - 31	3563	-43 - 291
3116	-9 - 711	3180	-55 - 391	3244	-41 - 571	3308	-41 - 391	3372	-55 - 71	3436	-55 - 251	3500	-41 - 71	3564	-41 - 251
3117	-9 - 691	3181	-55 - 371	3245	-41 - 591	3309	-41 - 371	3373	-55 - 51	3437	-55 - 271	3501	-41 - 51	3565	-41 - 271
3118	-11 - 711	3182	-53 - 391	3246	-43 - 571	3310	-43 - 391	3374	-53 - 71	3438	-53 - 251	3502	-43 - 71	3566	-43 - 251
3119	-11 - 691	3183	-53 - 371	3247	-21 - 691	3311	-43 - 371	3375	-53 - 51	3439	-53 - 271	3503	-43 - 51	3567	-43 - 271
3120	-49 - 491	3184	-49 - 471	3248	-47 - 491	3312	-47 - 471	3376	-49 - 151	3440	-49 - 171	3504	-47 - 151	3568	-47 - 171
3121	-49 - 511	3185	-49 - 451	3249	-47 - 511	3313	-47 - 451	3377	-49 - 131	3441	-49 - 191	3505	-47 - 131	3569	-47 - 191
3122	-51 - 491	3186	-51 - 471	3250	-45 - 491	3314	-45 - 471	3378	-51 - 151	3442	-51 - 171	3506	-45 - 151	3570	-45 - 171
3123	-51 - 511	3187	-51 - 451	3251	-45 - 511	3315	-45 - 451	3379	-51 - 131	3443	-51 - 191	3507	-45 - 131	3571	-45 - 191
3124	-49 - 551	3188	-49 - 411	3252	-47 - 551	3316	-47 - 411	3380	-49 - 91	3444	-49 - 231	3508	-47 - 91	3572	-47 - 231
3125	-49 - 531	3189	-49 - 431	3253	-47 - 531	3317	-47 - 431	3381	-49 - 111	3445	-49 - 211	3509	-47 - 111	3573	-47 - 211
3126	-13 - 731	3190	-51 - 411	3254	-45 - 551	3318	-45 - 411	3382	-51 - 91	3446	-51 - 231	3510	-45 - 91	3574	-45 - 231
3127	-51 - 531	3191	-51 - 431	3255	-45 - 531	3319	-45 - 431	3383	-51 - 111	3447	-51 - 211	3511	-45 - 111	3575	-45 - 211
3128	-55 - 491	3192	-55 - 471	3256	-41 - 491	3320	-41 - 471	3384	-55 - 151	3448	-55 - 171	3512	-41 - 151	3576	-41 - 171
3129	-73 - 131	3193	-55 - 451	3257	-41 - 511	3321	-41 - 451	3385	-55 - 131	3449	-55 - 191	3513	-41 - 131	3577	-41 - 191
3130	-53 - 491	3194	-53 - 471	3258	-43 - 491	3322	-43 - 471	3386	-53 - 151	3450	-53 - 171	3514	-43 - 151	3578	-43 - 171
3131	-53 - 511	3195	-53 - 451	3259	-43 - 511	3323	-43 - 451	3387	-53 - 131	3451	-53 - 191	3515	-43 - 131	3579	-43 - 191
3132	-73 - 91	3196	-55 - 411	3260	-41 - 551	3324	-41 - 411	3388	-55 - 91	3452	-55 - 231	3516	-41 - 91	3580	-41 - 231
3133	-73 - 111	3197	-55 - 431	3261	-41 - 531	3325	-41 - 431	3389	-55 - 111	3453	-55 - 211	3517	-41 - 111	3581	-41 - 211
3134	-11 - 731	3198	-53 - 411	3262	-43 - 551	3326	-43 - 411	3390	-53 - 91	3454	-53 - 231	3518	-43 - 91	3582	-43 - 231
3135	-53 - 531	3199	-53 - 431	3263	-43 - 531	3327	-43 - 431	3391	-53 - 111	3455	-53 - 211	3519	-43 - 111	3583	-43 - 211

Fig. 30

Value	Scatter	Value	Scatter	Value	Scatter	Value	Scatter	Value	Scatter	Value	Scatter	Value	Scatter	Value	Scatter	Value	Scatter	Value	Scatter
3584	-1 - 63i	3648	-1 - 33i	3712	-31 - 63i	3776	-31 - 33i	3840	-1 - 11i	3904	-1 - 31i	3968	-31 - 11i	4032	-31 - 31i				
3585	-1 - 61i	3649	-1 - 35i	3713	-31 - 61i	3777	-31 - 35i	3841	-1 - 3i	3905	-1 - 29i	3969	-31 - 3i	4033	-31 - 29i				
3586	-3 - 63i	3650	-3 - 33i	3714	-29 - 63i	3778	-29 - 33i	3842	-3 - 11i	3906	-3 - 31i	3970	-29 - 11i	4034	-29 - 31i				
3587	-3 - 61i	3651	-3 - 35i	3715	-29 - 61i	3779	-29 - 35i	3843	-3 - 3i	3907	-3 - 29i	3971	-29 - 3i	4035	-29 - 29i				
3588	-1 - 57i	3652	-1 - 39i	3716	-31 - 57i	3780	-31 - 39i	3844	-1 - 7i	3908	-1 - 25i	3972	-31 - 7i	4036	-31 - 25i				
3589	-1 - 59i	3653	-1 - 37i	3717	-31 - 59i	3781	-31 - 37i	3845	-1 - 5i	3909	-1 - 27i	3973	-31 - 5i	4037	-31 - 27i				
3590	-3 - 57i	3654	-3 - 39i	3718	-29 - 57i	3782	-29 - 39i	3846	-3 - 7i	3910	-3 - 25i	3974	-29 - 7i	4038	-29 - 25i				
3591	-3 - 59i	3655	-3 - 37i	3719	-29 - 59i	3783	-29 - 37i	3847	-3 - 5i	3911	-3 - 27i	3975	-29 - 5i	4039	-29 - 27i				
3592	-7 - 63i	3656	-7 - 33i	3720	-25 - 63i	3784	-25 - 33i	3848	-7 - 11i	3912	-7 - 31i	3976	-25 - 11i	4040	-25 - 31i				
3593	-7 - 61i	3657	-7 - 35i	3721	-25 - 61i	3785	-25 - 35i	3849	-7 - 3i	3913	-7 - 29i	3977	-25 - 3i	4041	-25 - 29i				
3594	-5 - 63i	3658	-5 - 33i	3722	-27 - 63i	3786	-27 - 33i	3850	-5 - 11i	3914	-5 - 31i	3978	-27 - 11i	4042	-27 - 31i				
3595	-5 - 61i	3659	-5 - 35i	3723	-27 - 61i	3787	-27 - 35i	3851	-5 - 3i	3915	-5 - 29i	3979	-27 - 3i	4043	-27 - 29i				
3596	-7 - 57i	3660	-7 - 39i	3724	-25 - 57i	3788	-25 - 39i	3852	-7 - 7i	3916	-7 - 25i	3980	-25 - 7i	4044	-25 - 25i				
3597	-7 - 59i	3661	-7 - 37i	3725	-25 - 59i	3789	-25 - 37i	3853	-7 - 5i	3917	-7 - 27i	3981	-25 - 5i	4045	-25 - 27i				
3598	-5 - 57i	3662	-5 - 39i	3726	-27 - 57i	3790	-27 - 39i	3854	-5 - 7i	3918	-5 - 25i	3982	-27 - 7i	4046	-27 - 25i				
3599	-5 - 59i	3663	-5 - 37i	3727	-27 - 59i	3791	-27 - 37i	3855	-5 - 5i	3919	-5 - 27i	3983	-27 - 5i	4047	-27 - 27i				
3600	-1 - 49i	3664	-1 - 47i	3728	-31 - 49i	3792	-31 - 47i	3856	-1 - 15i	3920	-1 - 17i	3984	-31 - 15i	4048	-31 - 17i				
3601	-1 - 51i	3665	-1 - 45i	3729	-31 - 51i	3793	-31 - 45i	3857	-1 - 13i	3921	-1 - 19i	3985	-31 - 13i	4049	-31 - 19i				
3602	-3 - 49i	3666	-3 - 47i	3730	-29 - 49i	3794	-29 - 47i	3858	-3 - 15i	3922	-3 - 17i	3986	-29 - 15i	4050	-29 - 17i				
3603	-3 - 51i	3667	-3 - 45i	3731	-29 - 51i	3795	-29 - 45i	3859	-3 - 13i	3923	-3 - 19i	3987	-29 - 13i	4051	-29 - 19i				
3604	-1 - 55i	3668	-1 - 41i	3732	-31 - 55i	3796	-31 - 41i	3860	-1 - 9i	3924	-1 - 23i	3988	-31 - 9i	4052	-31 - 23i				
3605	-1 - 53i	3669	-1 - 43i	3733	-31 - 53i	3797	-31 - 43i	3861	-1 - 11i	3925	-1 - 21i	3989	-31 - 11i	4053	-31 - 21i				
3606	-3 - 55i	3670	-3 - 41i	3734	-29 - 55i	3798	-29 - 41i	3862	-3 - 9i	3926	-3 - 23i	3990	-29 - 9i	4054	-29 - 23i				
3607	-3 - 53i	3671	-3 - 43i	3735	-29 - 53i	3799	-29 - 43i	3863	-3 - 11i	3927	-3 - 21i	3991	-29 - 11i	4055	-29 - 21i				
3608	-7 - 49i	3672	-7 - 47i	3736	-25 - 49i	3800	-25 - 47i	3864	-7 - 15i	3928	-7 - 17i	3992	-25 - 15i	4056	-25 - 17i				
3609	-7 - 51i	3673	-7 - 45i	3737	-25 - 51i	3801	-25 - 45i	3865	-7 - 13i	3929	-7 - 19i	3993	-25 - 13i	4057	-25 - 19i				
3610	-5 - 49i	3674	-5 - 47i	3738	-27 - 49i	3802	-27 - 47i	3866	-5 - 15i	3930	-5 - 17i	3994	-27 - 15i	4058	-27 - 17i				
3611	-5 - 51i	3675	-5 - 45i	3739	-27 - 51i	3803	-27 - 45i	3867	-5 - 13i	3931	-5 - 19i	3995	-27 - 13i	4059	-27 - 19i				
3612	-7 - 55i	3676	-7 - 41i	3740	-25 - 55i	3804	-25 - 41i	3868	-7 - 9i	3932	-7 - 23i	3996	-25 - 9i	4060	-25 - 23i				
3613	-7 - 53i	3677	-7 - 43i	3741	-25 - 53i	3805	-25 - 43i	3869	-7 - 11i	3933	-7 - 21i	3997	-25 - 11i	4061	-25 - 21i				
3614	-5 - 55i	3678	-5 - 41i	3742	-27 - 55i	3806	-27 - 41i	3870	-5 - 9i	3934	-5 - 23i	3998	-27 - 9i	4062	-27 - 23i				
3615	-5 - 53i	3679	-5 - 43i	3743	-27 - 53i	3807	-27 - 43i	3871	-5 - 11i	3935	-5 - 21i	3999	-27 - 11i	4063	-27 - 21i				

Fig. 31

3616	-15 - 63	3680	-15 - 33	3744	-17 - 63	3808	-17 - 33	3872	-15 - 11	3936	-15 - 31	4000	-17 - 11	4064	-17 - 31
3617	-15 - 61	3681	-15 - 35	3745	-17 - 61	3809	-17 - 35	3873	-15 - 3	3937	-15 - 29	4001	-17 - 3	4065	-17 - 29
3618	-13 - 63	3682	-13 - 33	3746	-19 - 63	3810	-19 - 33	3874	-13 - 11	3938	-13 - 31	4002	-19 - 11	4066	-19 - 31
3619	-13 - 61	3683	-13 - 35	3747	-19 - 61	3811	-19 - 35	3875	-13 - 3	3939	-13 - 29	4003	-19 - 3	4067	-19 - 29
3620	-15 - 57	3684	-15 - 39	3748	-17 - 57	3812	-17 - 39	3876	-15 - 7	3940	-15 - 25	4004	-17 - 7	4068	-17 - 25
3621	-15 - 59	3685	-15 - 37	3749	-17 - 59	3813	-17 - 37	3877	-15 - 5	3941	-15 - 27	4005	-17 - 5	4069	-17 - 27
3622	-13 - 57	3686	-13 - 39	3750	-19 - 57	3814	-19 - 39	3878	-13 - 7	3942	-13 - 25	4006	-19 - 7	4070	-19 - 25
3623	-13 - 59	3687	-13 - 37	3751	-19 - 59	3815	-19 - 37	3879	-13 - 5	3943	-13 - 27	4007	-19 - 5	4071	-19 - 27
3624	-9 - 63	3688	-9 - 33	3752	-23 - 63	3816	-23 - 33	3880	-9 - 11	3944	-9 - 31	4008	-23 - 11	4072	-23 - 31
3625	-9 - 61	3689	-9 - 35	3753	-23 - 61	3817	-23 - 35	3881	-9 - 3	3945	-9 - 29	4009	-23 - 3	4073	-23 - 29
3626	-11 - 63	3690	-11 - 33	3754	-21 - 63	3818	-21 - 33	3882	-11 - 11	3946	-11 - 31	4010	-21 - 11	4074	-21 - 31
3627	-11 - 61	3691	-11 - 35	3755	-21 - 61	3819	-21 - 35	3883	-11 - 3	3947	-11 - 29	4011	-21 - 3	4075	-21 - 29
3628	-9 - 57	3692	-9 - 39	3756	-23 - 57	3820	-23 - 39	3884	-9 - 7	3948	-9 - 25	4012	-23 - 7	4076	-23 - 25
3629	-9 - 59	3693	-9 - 37	3757	-23 - 59	3821	-23 - 37	3885	-9 - 5	3949	-9 - 27	4013	-23 - 5	4077	-23 - 27
3630	-11 - 57	3694	-11 - 39	3758	-21 - 57	3822	-21 - 39	3886	-11 - 7	3950	-11 - 25	4014	-21 - 7	4078	-21 - 25
3631	-11 - 59	3695	-11 - 37	3759	-21 - 59	3823	-21 - 37	3887	-11 - 5	3951	-11 - 27	4015	-21 - 5	4079	-21 - 27
3632	-15 - 49	3696	-15 - 47	3760	-17 - 49	3824	-17 - 47	3888	-15 - 15	3952	-15 - 17	4016	-17 - 15	4080	-17 - 17
3633	-15 - 51	3697	-15 - 45	3761	-17 - 51	3825	-17 - 45	3889	-15 - 13	3953	-15 - 19	4017	-17 - 13	4081	-17 - 19
3634	-13 - 49	3698	-13 - 47	3762	-19 - 49	3826	-19 - 47	3890	-13 - 15	3954	-13 - 17	4018	-19 - 15	4082	-19 - 17
3635	-13 - 51	3699	-13 - 45	3763	-19 - 51	3827	-19 - 45	3891	-13 - 13	3955	-13 - 19	4019	-19 - 13	4083	-19 - 19
3636	-15 - 55	3700	-15 - 41	3764	-17 - 55	3828	-17 - 41	3892	-15 - 9	3956	-15 - 23	4020	-17 - 9	4084	-17 - 23
3637	-15 - 53	3701	-15 - 43	3765	-17 - 53	3829	-17 - 43	3893	-15 - 11	3957	-15 - 21	4021	-17 - 11	4085	-17 - 21
3638	-13 - 55	3702	-13 - 41	3766	-19 - 55	3830	-19 - 41	3894	-13 - 9	3958	-13 - 23	4022	-19 - 9	4086	-19 - 23
3639	-13 - 53	3703	-13 - 43	3767	-19 - 53	3831	-19 - 43	3895	-13 - 11	3959	-13 - 21	4023	-19 - 11	4087	-19 - 21
3640	-9 - 49	3704	-9 - 47	3768	-23 - 49	3832	-23 - 47	3896	-9 - 15	3960	-9 - 17	4024	-23 - 15	4088	-23 - 17
3641	-9 - 51	3705	-9 - 45	3769	-23 - 51	3833	-23 - 45	3897	-9 - 13	3961	-9 - 19	4025	-23 - 13	4089	-23 - 19
3642	-11 - 49	3706	-11 - 47	3770	-21 - 49	3834	-21 - 47	3898	-11 - 15	3962	-11 - 17	4026	-21 - 15	4090	-21 - 17
3643	-11 - 51	3707	-11 - 45	3771	-21 - 51	3835	-21 - 45	3899	-11 - 13	3963	-11 - 19	4027	-21 - 13	4091	-21 - 19
3644	-9 - 55	3708	-9 - 41	3772	-23 - 55	3836	-23 - 41	3900	-9 - 9	3964	-9 - 23	4028	-23 - 9	4092	-23 - 23
3645	-9 - 53	3709	-9 - 43	3773	-23 - 53	3837	-23 - 43	3901	-9 - 11	3965	-9 - 21	4029	-23 - 11	4093	-23 - 21
3646	-11 - 55	3710	-11 - 41	3774	-21 - 55	3838	-21 - 41	3902	-11 - 9	3966	-11 - 23	4030	-21 - 9	4094	-21 - 23
3647	-11 - 53	3711	-11 - 43	3775	-21 - 53	3839	-21 - 43	3903	-11 - 11	3967	-11 - 21	4031	-21 - 11	4095	-21 - 21

28/67

Fig. 32

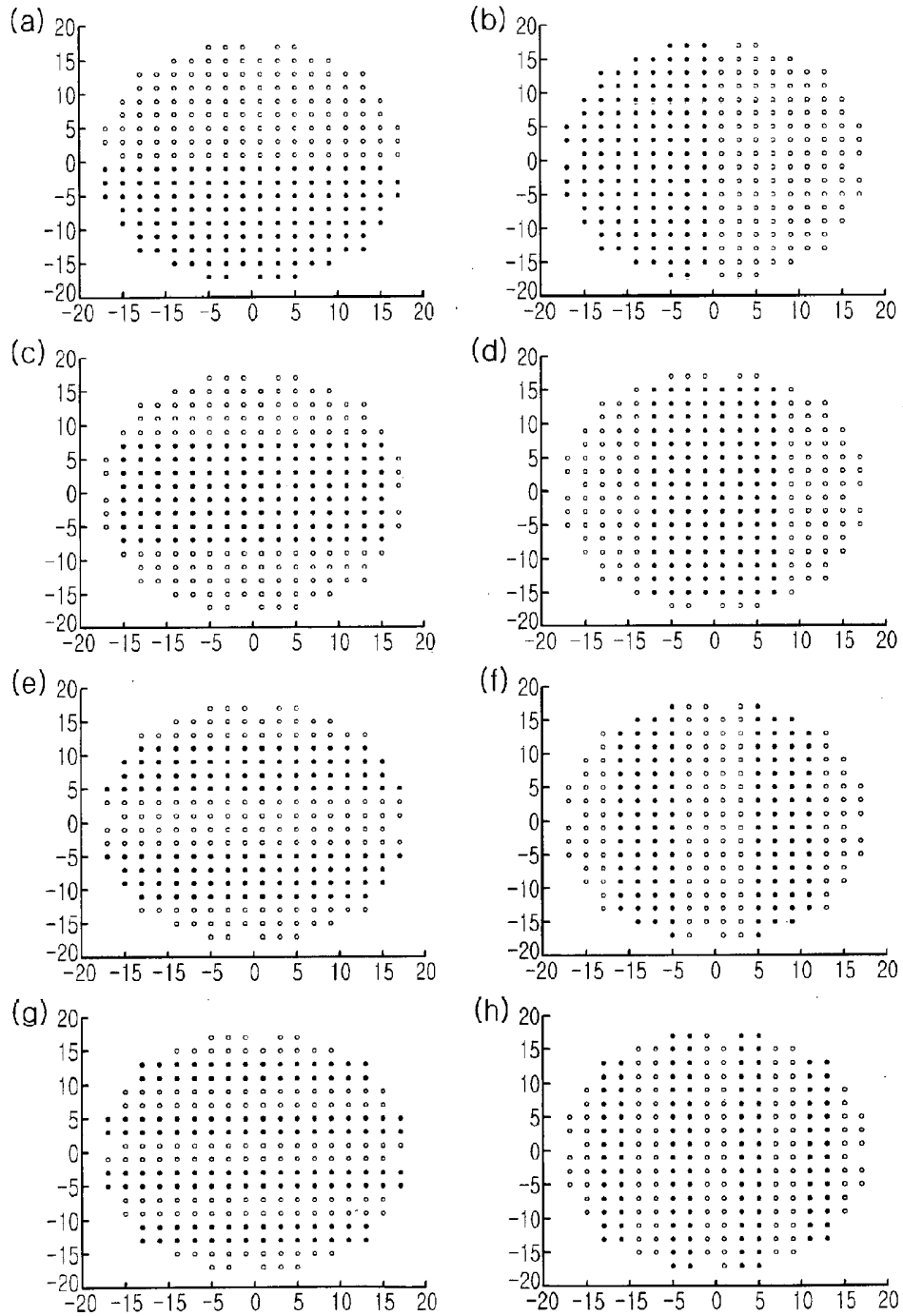


Fig. 33

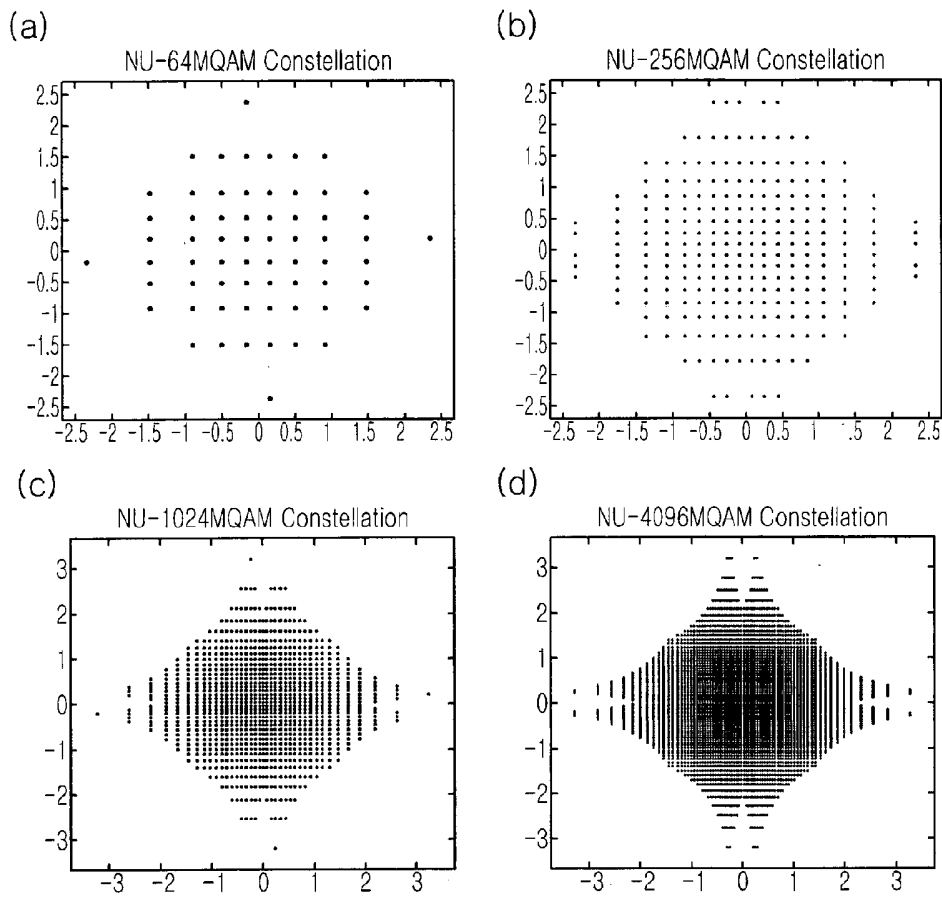


Fig. 34

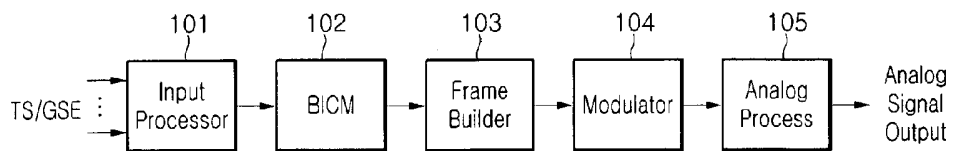
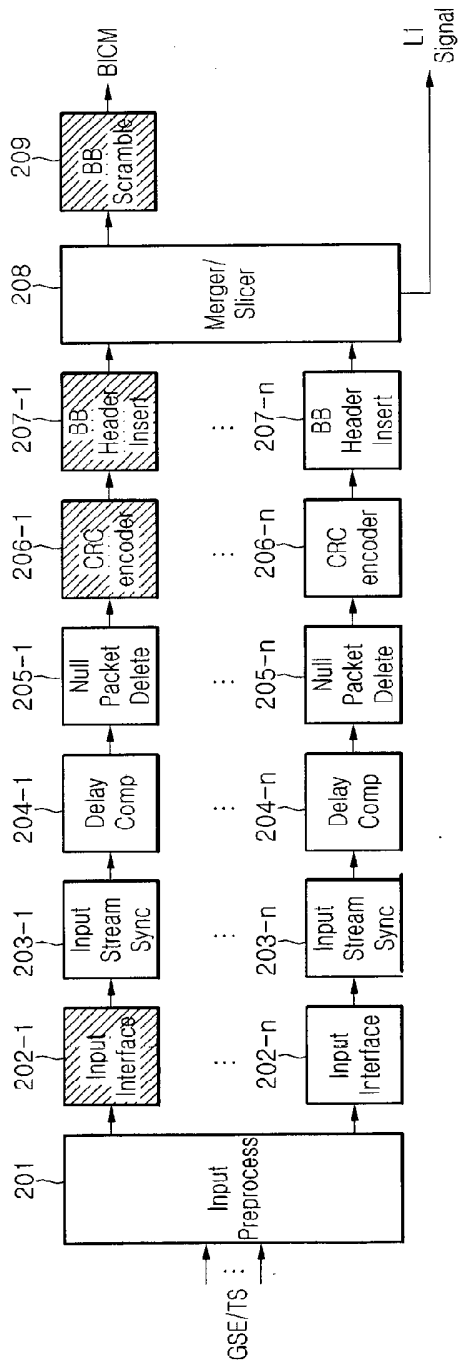


Fig. 35



31/67

Fig. 36

TS/GS (2 bits)	SIS/MIS (1 bit)	CCM/ACM (1 bit)	ISSYI (1 bit)	NPD (1bit)	EXT (2bits)
00 = GFPS 11 = TS 01 = GCS 10 = GSE	1 = single 0 = multiple	1 = CCM 0 = ACM	1 = active 0 = not-active	1 = active 0 = not-active	Reserved for future use

Field	Size (Bytes)	Description
MATYPE	2	As described above
UPL	2	User Packet Length in bits, in the range [0,65535]
DFL	2	Data Field Length in bits, in the range [ 0,53760]
SYNC	1	A copy of the User Packet Sync-byte
SYNCD	2	The distance in bits from the beginning of the DATA FIELD to the first complete UP of the data field. SYNCD=0 <sub>h</sub> means that the first UP is aligned to the beginning of the Data Field. SYNCD = 65535 <sub>h</sub> means that no UP starts in the DATA FIELD.
CRC-8 MODE	1	The XOR of the CRC-8 (1-byte) field with the MODE field.(1-byte). CRC-8 is the error detection code applied to the first 9 bytes of the BBHEADER. MODE (8 bits) shall be: <ul style="list-style-type: none"> <li>• 0<sub>h</sub> Normal Mode</li> <li>• 1<sub>h</sub> High Efficiency Mode</li> <li>• Other values : reserved for future use.</li> </ul>

Fig. 37

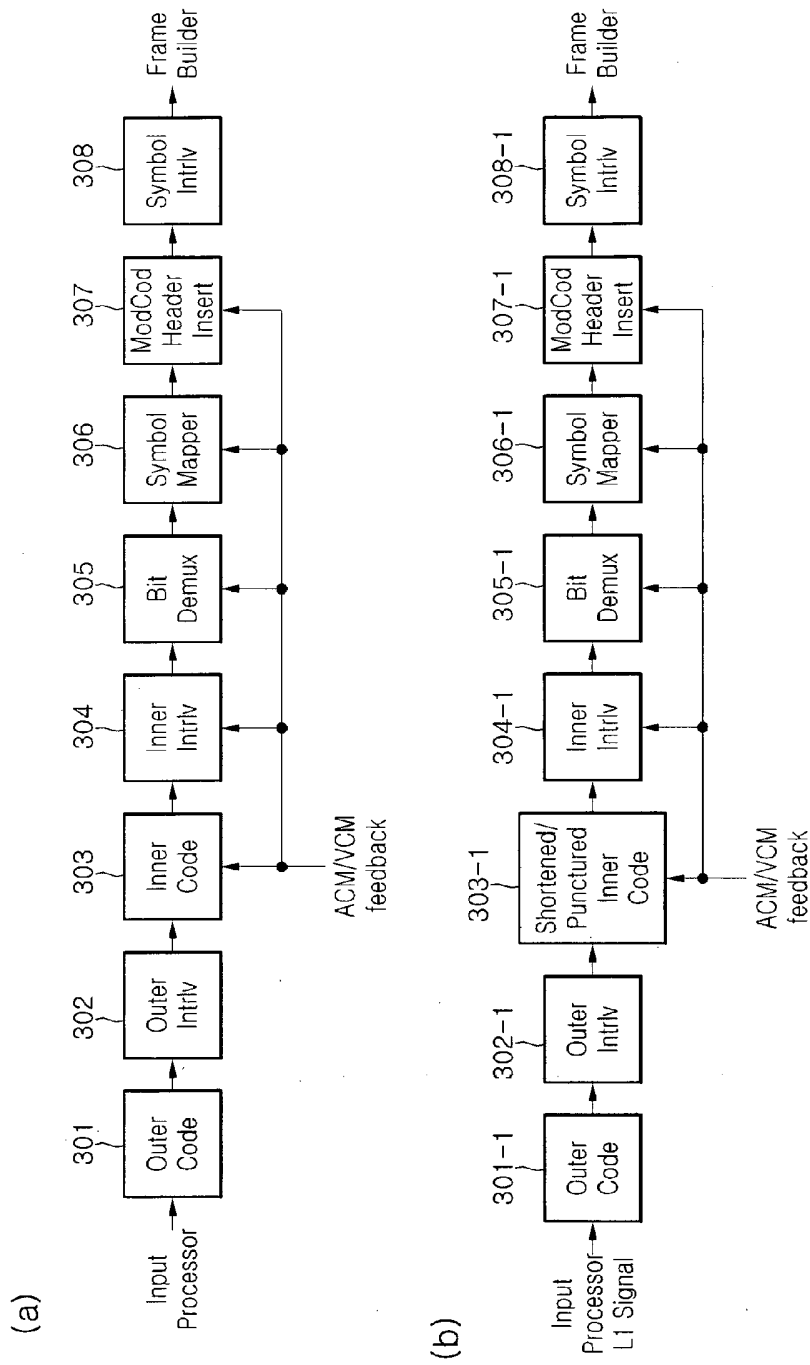


Fig. 38

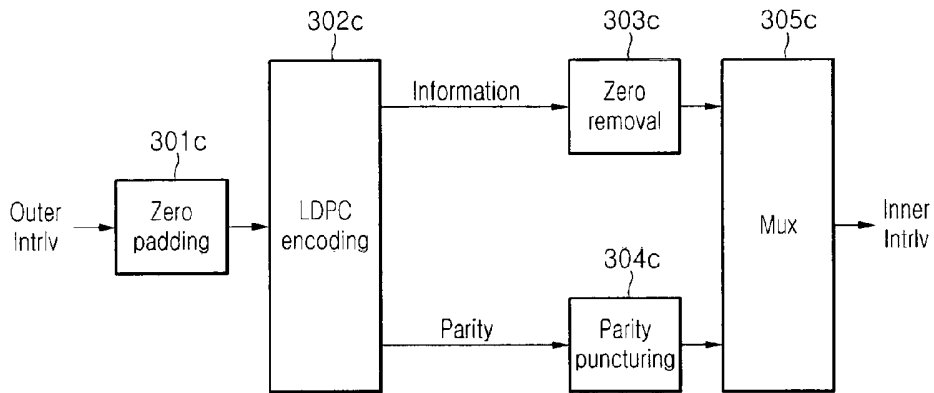


Fig. 39

		Case 1	Case 2
Capacity (bit/s/Hz)		Modulation	Modulation
6	1/2	3.0	NU-MQAM
	2/3	4.0	NU-QAM
	3/4	4.5	NU-MQAM
	4/5	4.8	MQAM
	5/6	5.0	MQAM
	8/9	5.3	MQAM
	9/10	5.4	MQAM
8	1/2	4.0	NU-MQAM
	2/3	5.3	NU-QAM
	3/4	6.0	NU-MQAM
	4/5	6.4	NU-MQAM
	5/6	6.7	MQAM
	8/9	7.1	MQAM
	9/10	7.2	MQAM
10	1/2	5.0	NU-MQAM
	2/3	6.7	NU-QAM
	3/4	7.5	NU-MQAM
	4/5	8.0	NU-MQAM
	5/6	8.3	NU-MQAM
	8/9	8.9	MQAM
	9/10	9.0	MQAM
12	1/2	6.0	NU-MQAM
	2/3	8.0	NU-QAM
	3/4	9.0	NU-MQAM
	4/5	9.6	NU-MQAM
	5/6	10.0	NU-MQAM
	8/9	10.7	MQAM
	9/10	10.8	MQAM

34/67

Fig. 40

Capacity (bit/s/Hz)			Case 1	Case 2	Case 2
			Modulation	Modulation	Modulation
2	1/2	3.0	QAM	QAM	QAM
	2/3	4.0	QAM	QAM	QAM
	3/4	4.5	QAM	QAM	QAM
	4/5	4.8	QAM	QAM	QAM
	5/6	5.0	QAM	QAM	QAM
	8/9	5.3	QAM	QAM	QAM
	9/10	5.4	QAM	QAM	QAM
4	1/2	3.0	QAM	QAM	QAM
	2/3	4.0	QAM	QAM	QAM
	3/4	4.5	QAM	QAM	QAM
	4/5	4.8	QAM	QAM	QAM
	5/6	5.0	QAM	QAM	QAM
	8/9	5.3	QAM	QAM	QAM
	9/10	5.4	QAM	QAM	QAM
6	1/2	3.0	QAM	QAM	QAM
	2/3	4.0	QAM	QAM	QAM
	3/4	4.5	QAM	QAM	QAM
	4/5	4.8	QAM	QAM	QAM
	5/6	5.0	QAM	QAM	QAM
	8/9	5.3	QAM	QAM	QAM
	9/10	5.4	QAM	QAM	QAM
8	1/2	4.0	QAM	QAM	QAM
	2/3	5.3	QAM	QAM	QAM
	3/4	6.0	QAM	QAM	QAM
	4/5	6.4	QAM	QAM	QAM
	5/6	6.7	QAM	QAM	QAM
	8/9	7.1	QAM	QAM	QAM
	9/10	7.2	QAM	QAM	QAM
10	1/2	5.0	NU-MQAM	NU-QAM	MQAM
	2/3	6.7	NU-MQAM	NU-QAM	MQAM
	3/4	7.5	NU-MQAM	NU-MQAM	MQAM
	4/5	8.0	NU-MQAM	NU-MQAM	MQAM
	5/6	8.3	NU-MQAM	NU-MQAM	MQAM
	8/9	8.9	MQAM	MQAM	MQAM
	9/10	9.0	MQAM	MQAM	MQAM
12	1/2	6.0	NU-MQAM	NU-QAM	MQAM
	2/3	8.0	NU-MQAM	NU-QAM	MQAM
	3/4	9.0	NU-MQAM	NU-MQAM	MQAM
	4/5	9.6	NU-MQAM	NU-MQAM	MQAM
	5/6	10.0	NU-MQAM	NU-MQAM	MQAM
	8/9	10.7	MQAM	MQAM	MQAM
	9/10	10.8	MQAM	MQAM	MQAM

Fig. 41

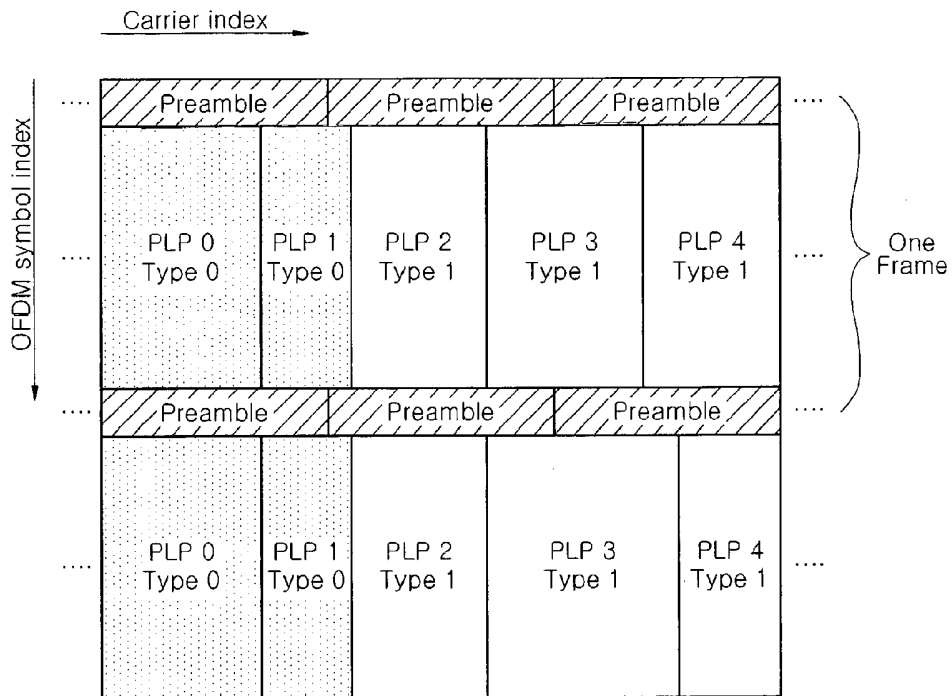


Fig. 42

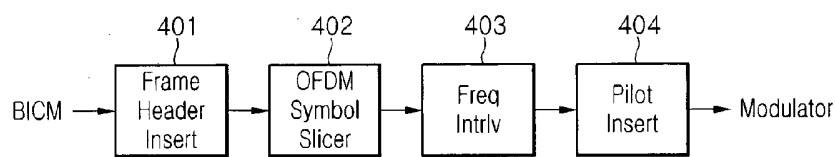


Fig. 43

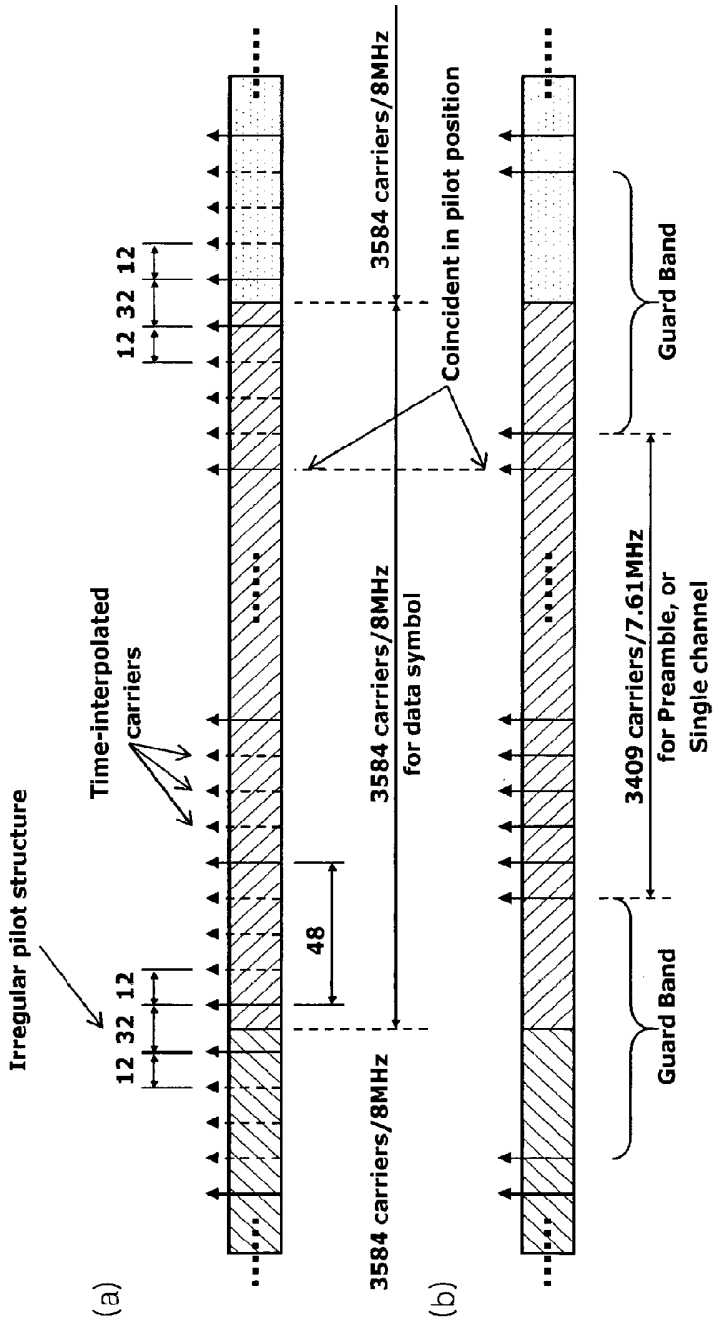
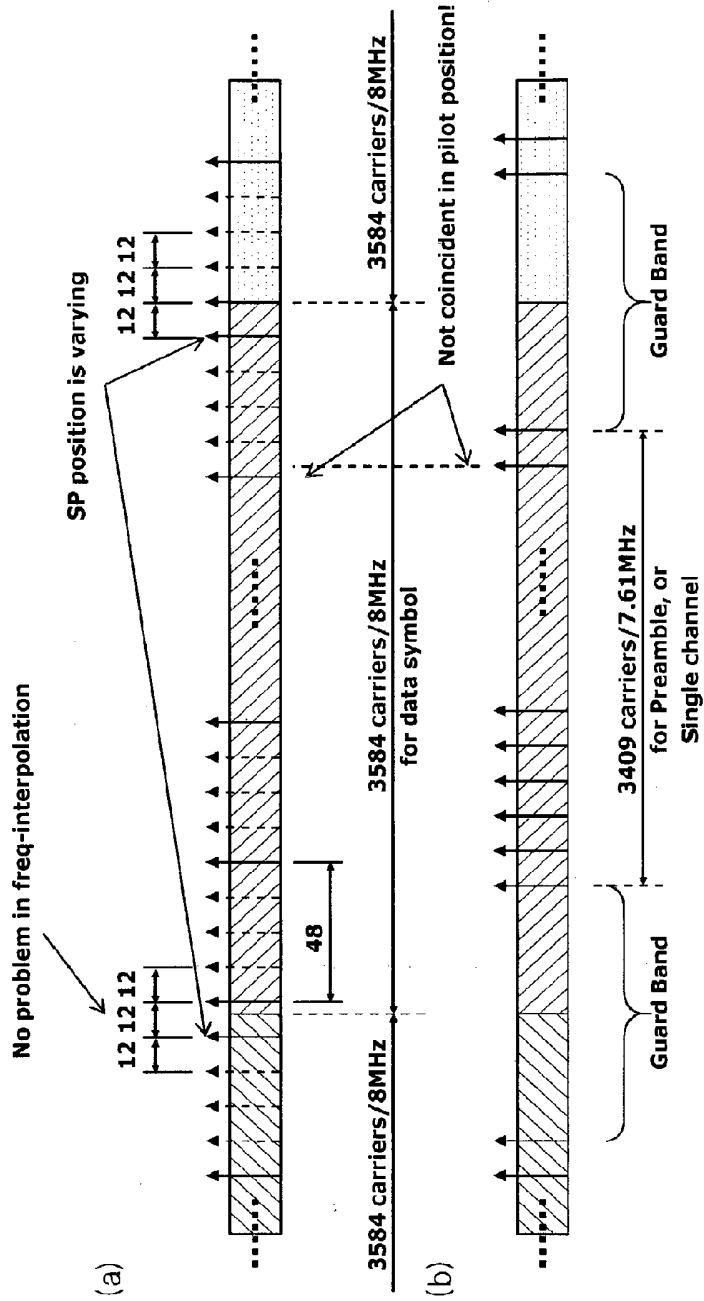


Fig. 44



38/67

Fig. 45

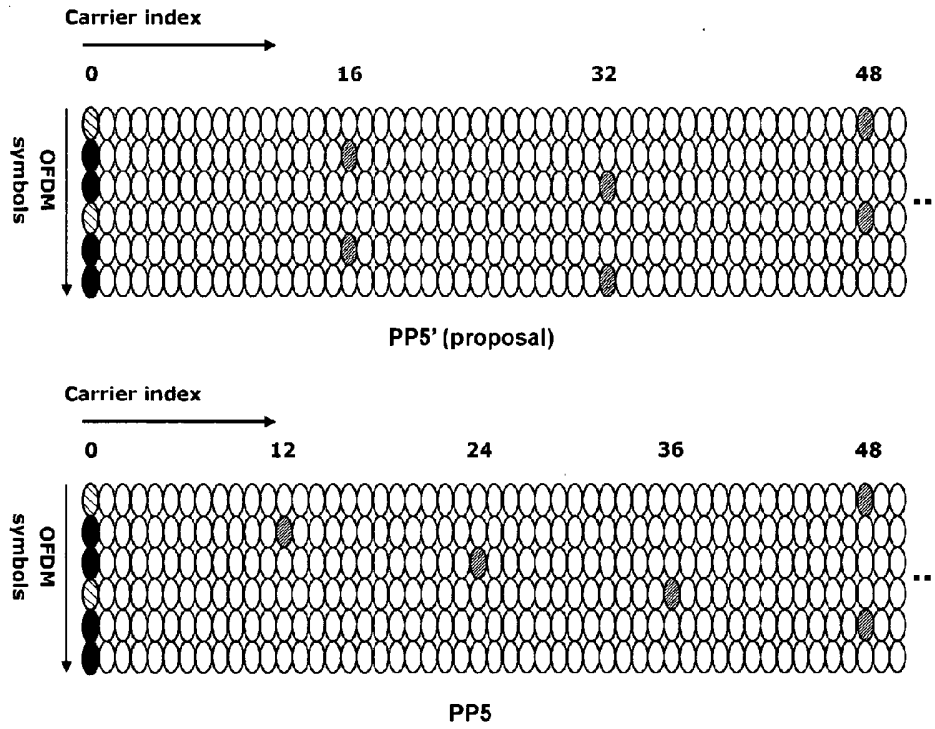


Fig. 46

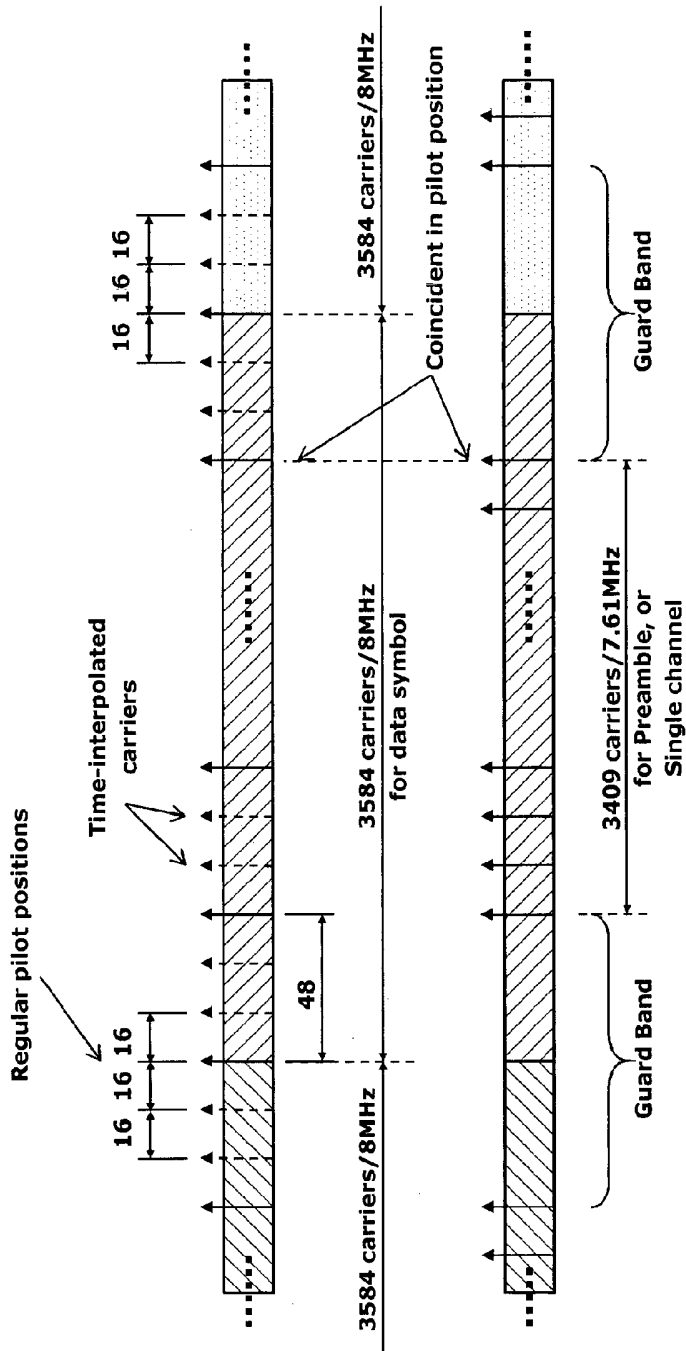


Fig. 47

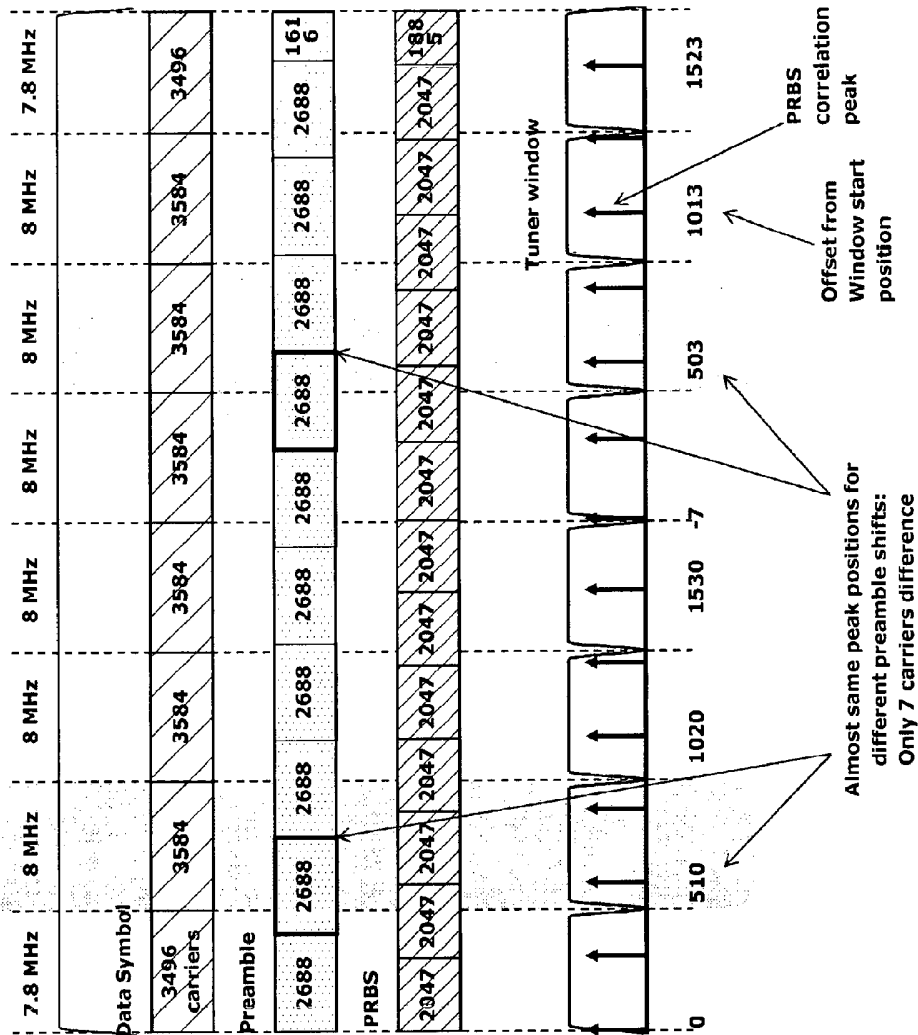




Fig. 50

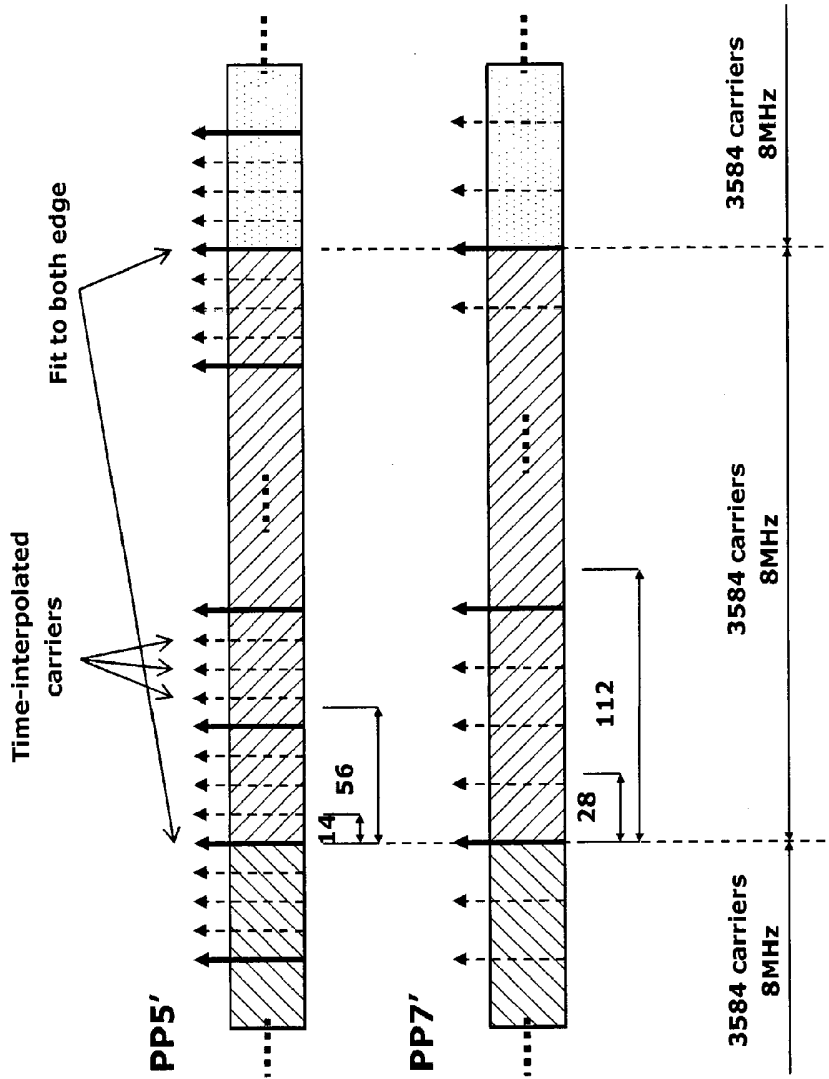


Fig. 51

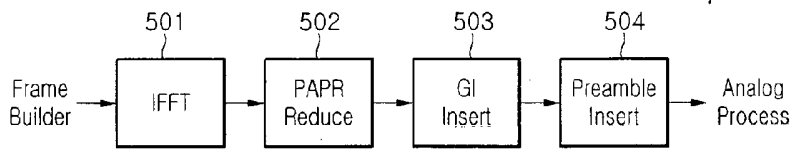


Fig. 52

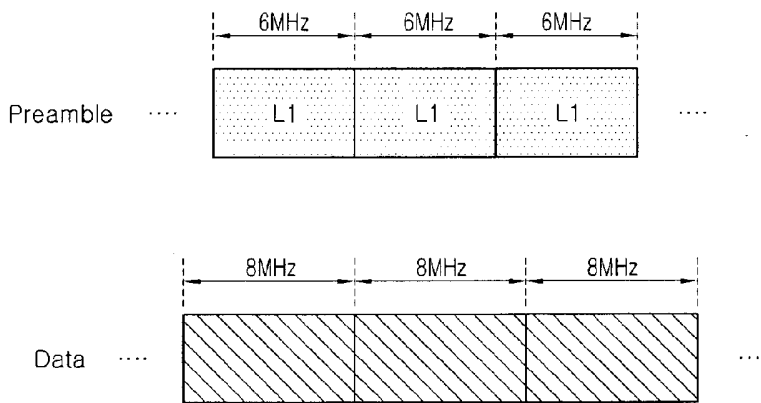
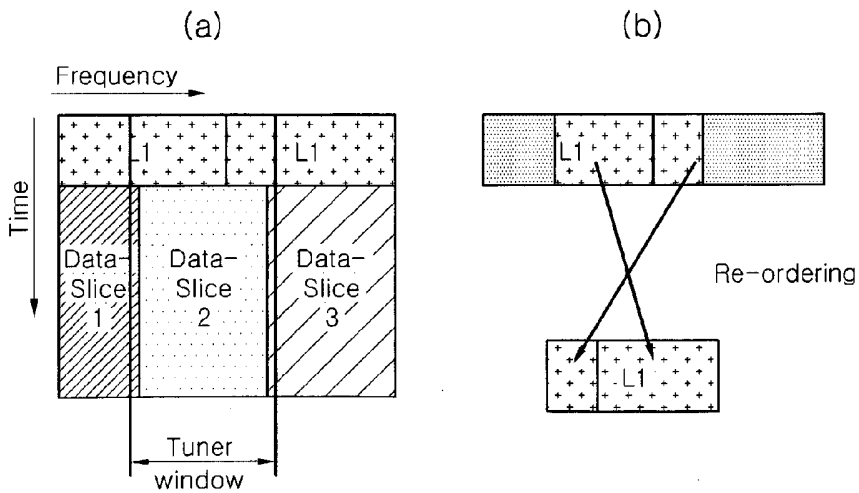


Fig. 53



44/67

Fig. 54

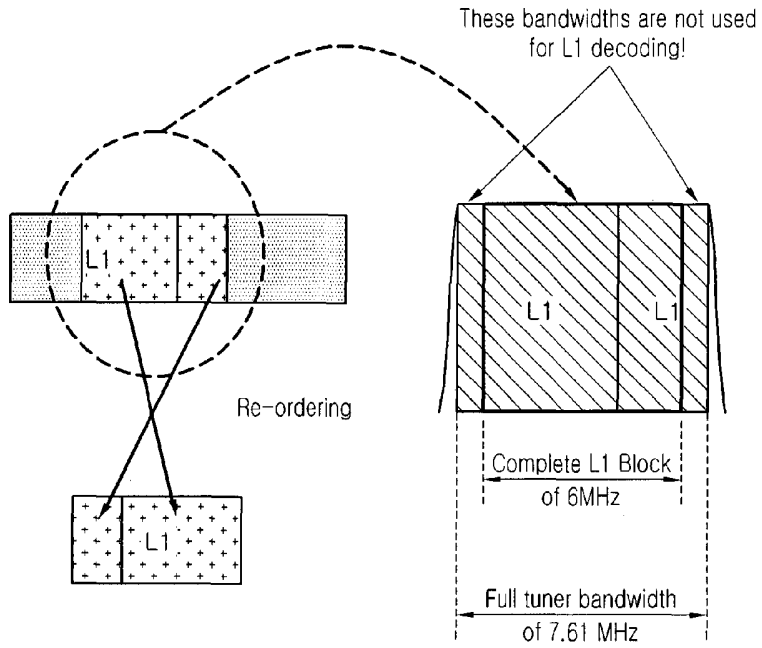
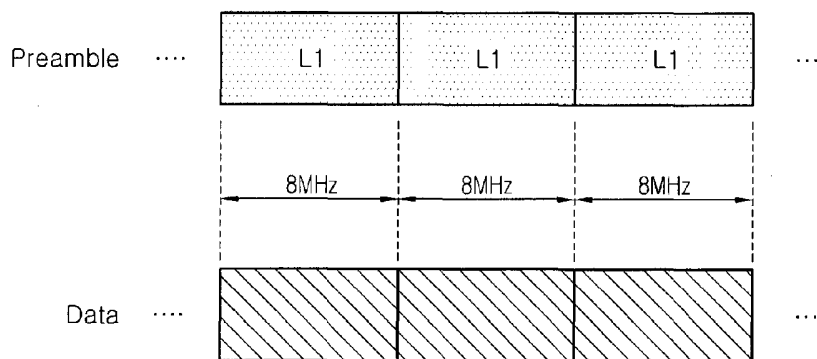


Fig. 55



45/67

Fig. 56

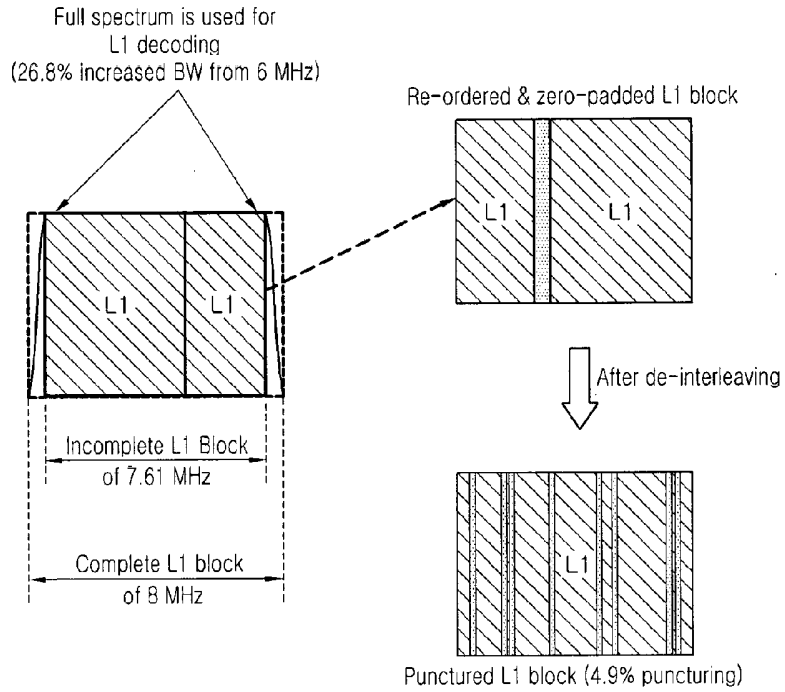


Fig. 57

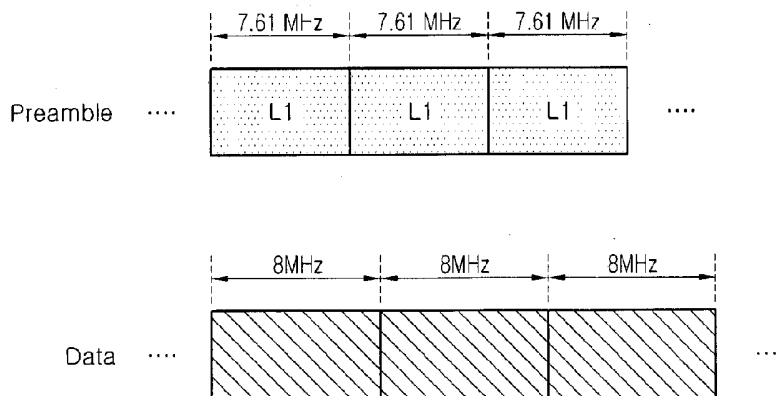


Fig. 58

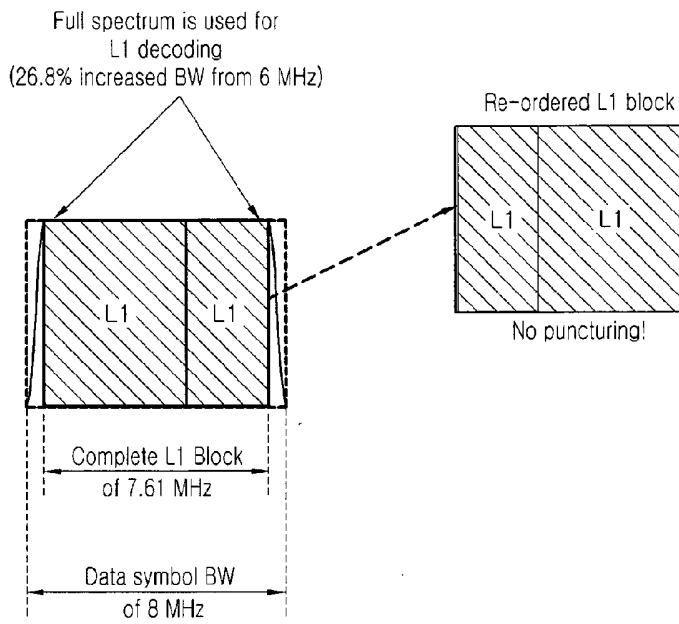


Fig. 59

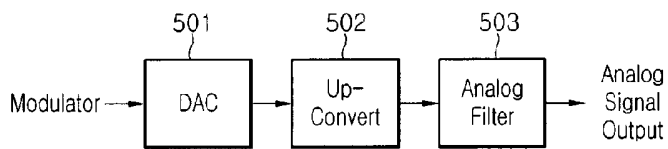


Fig. 60

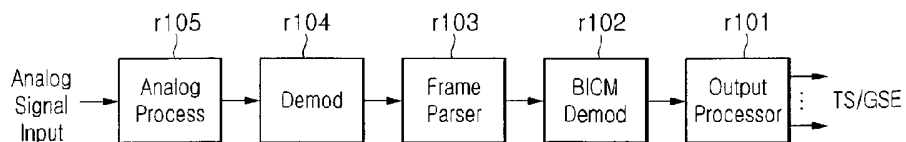


Fig. 61

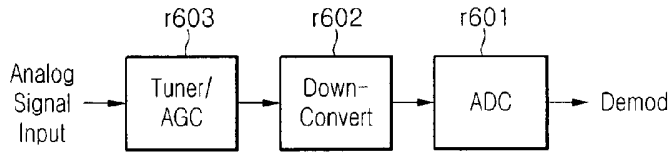


Fig. 62

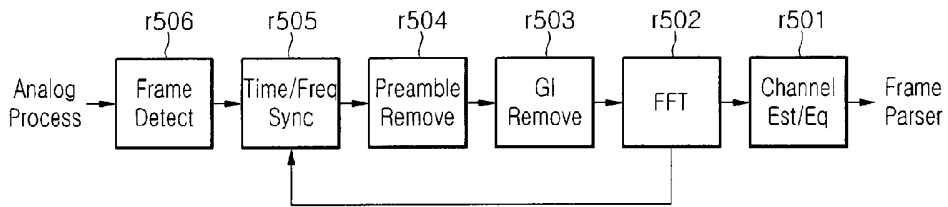


Fig. 63

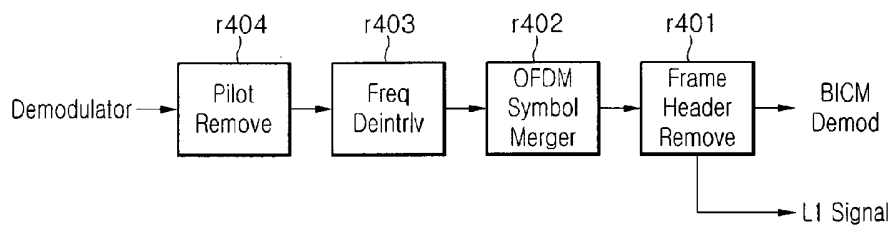


Fig. 64

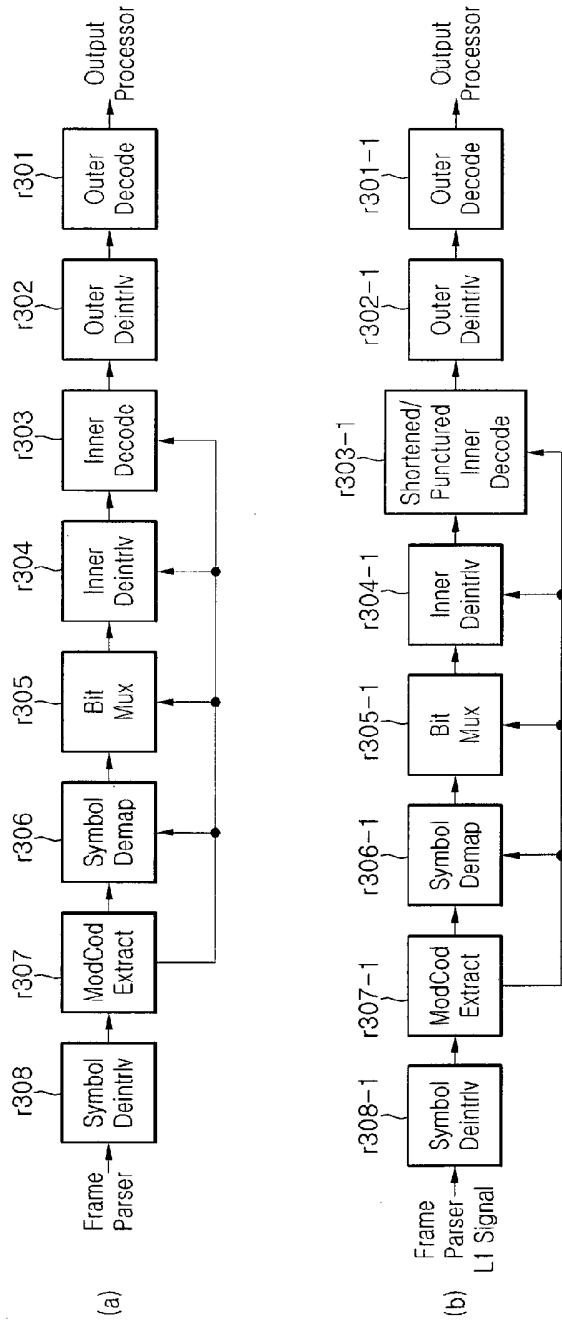


Fig. 65

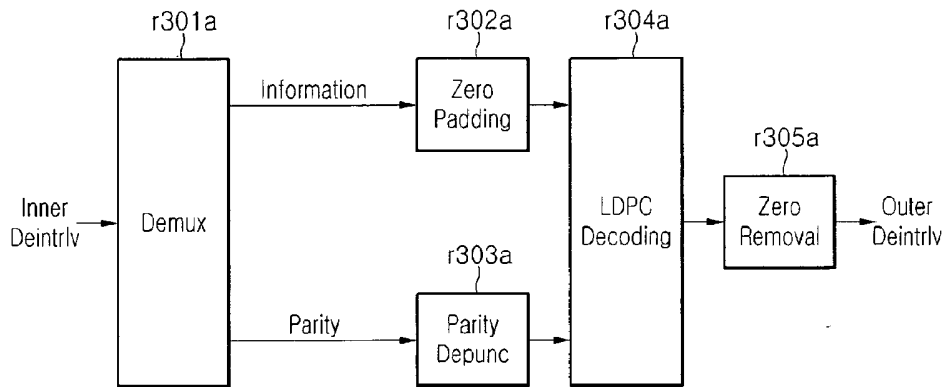
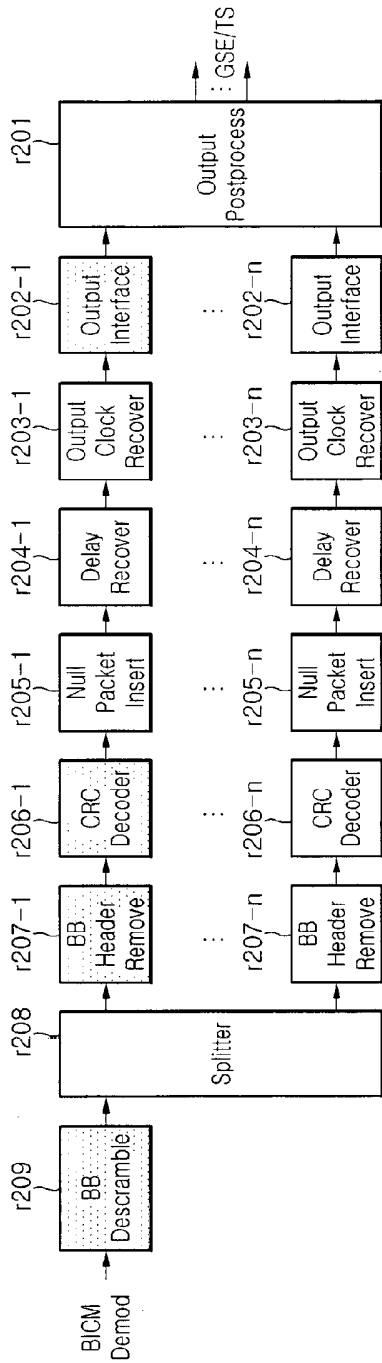


Fig. 66



51/67

Fig. 67

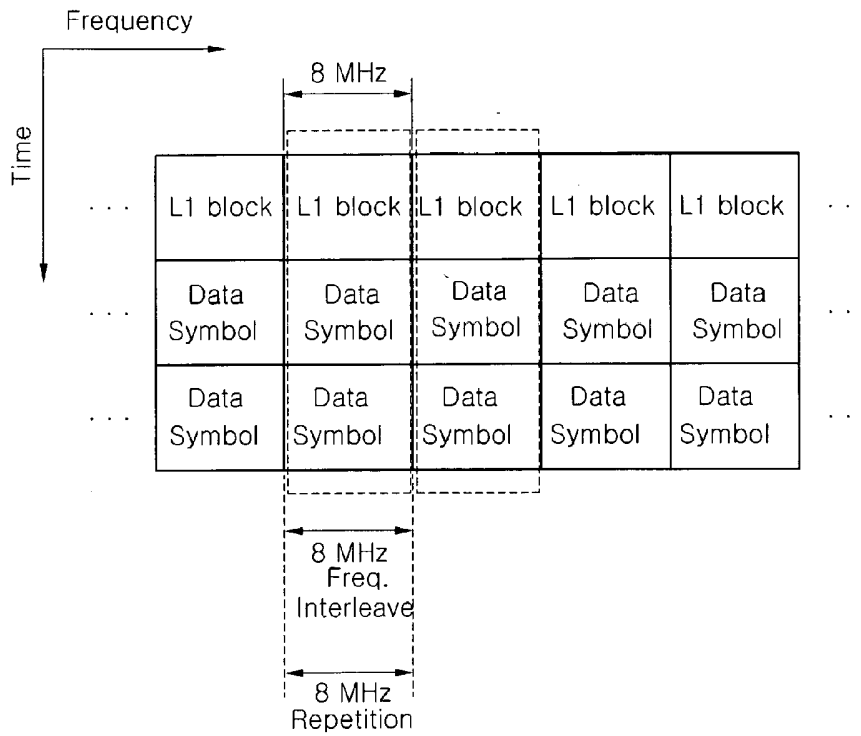
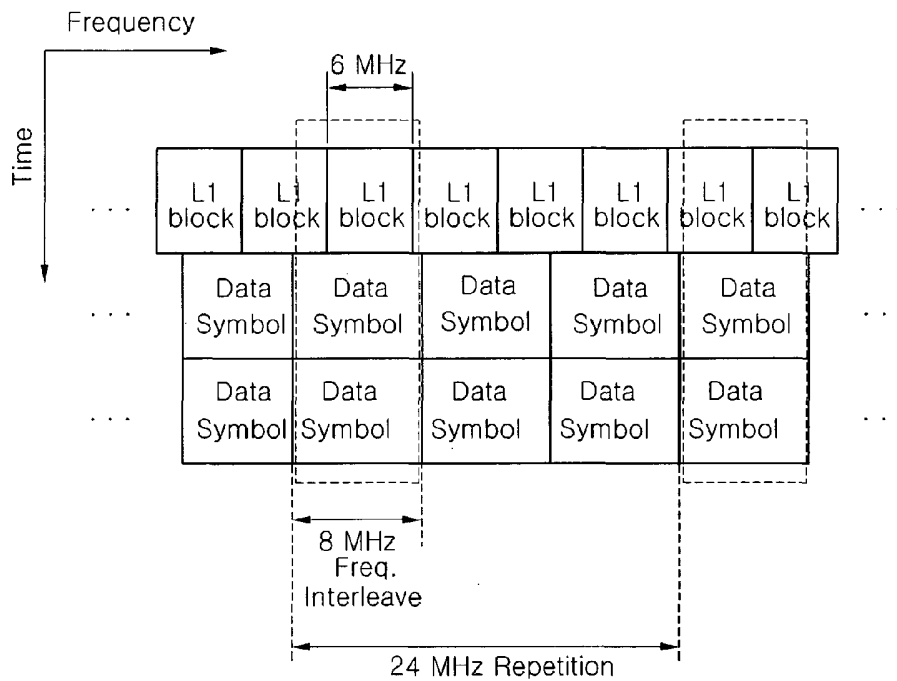


Fig. 68



52/67

Fig. 69

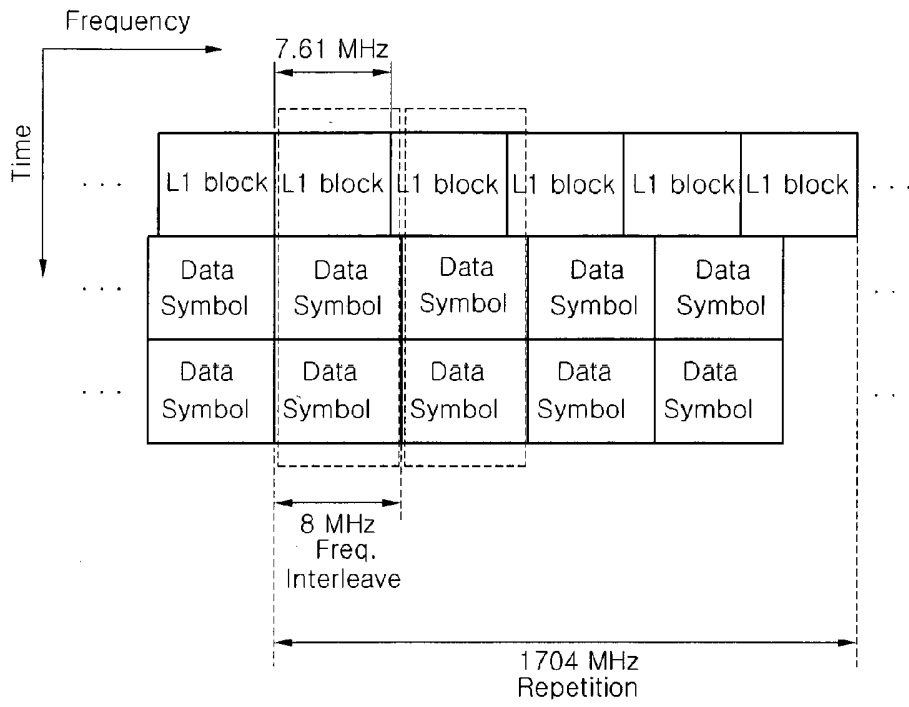


Fig. 70

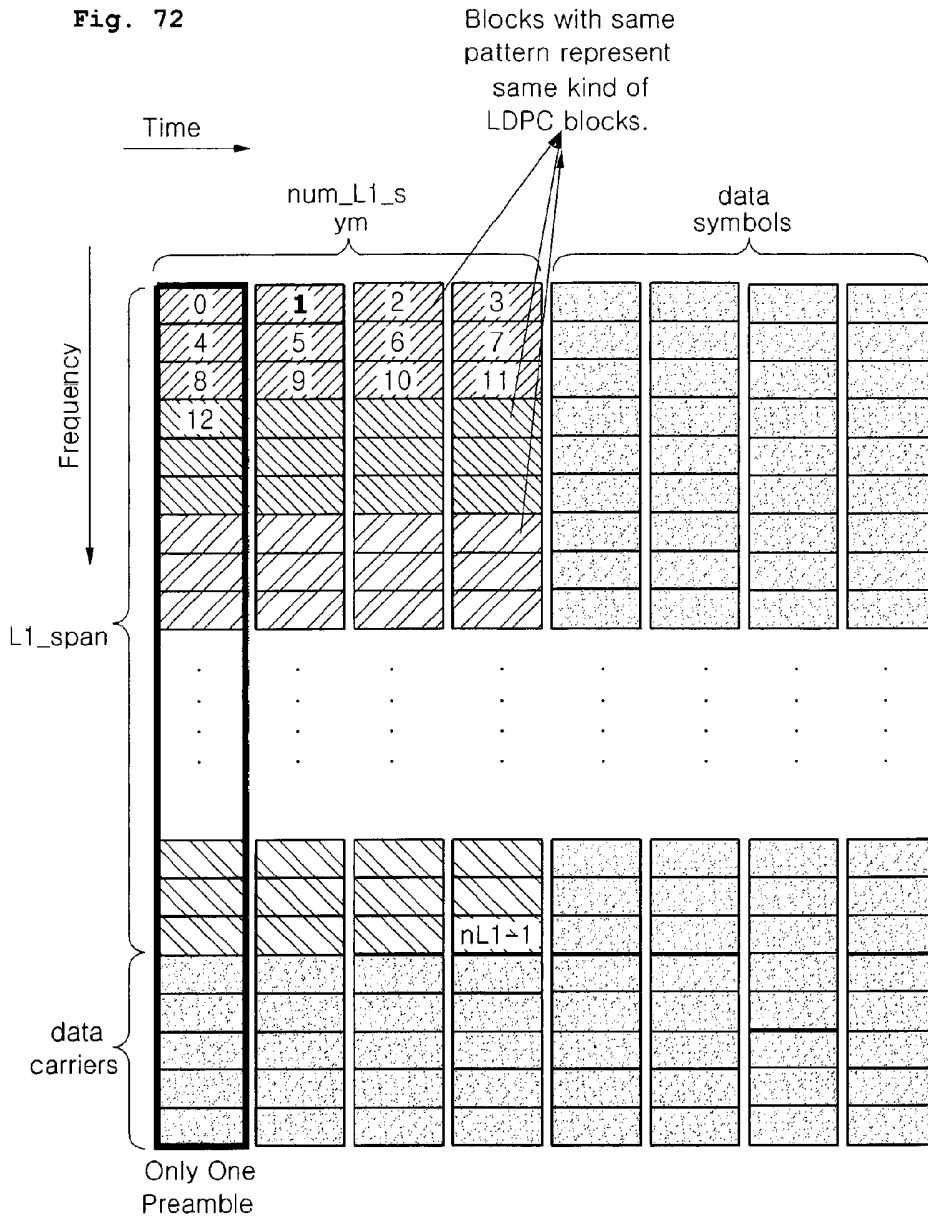
Field	Bits	
L1_span	12	number of carriers spanned by L1 block within one OFDM symbol (Max=7.61 MHz)
num_chbon	3	number of bonded channels
num_dslice	8	number of data slices
num_plp	8	number of PLPs
num_notch	5	number of notch bands
for dslice {		
chbon_index	3	bonded channel index
dslice_start	9	start of data slice within one channel (8 MHz)
dslice_width	9	width of data slice
}		
for plp {		
dslice_id	8	data sliced ID
plp_id	8	PLP ID
plp_type	1	PLP type (common/data)
plp_payload_type	5	PLP payload type (TS,GS,...)
}		
for notch {		
chbon_index	3	bonded channel index
notch_start	9	start of notch band within one channel (8 MHz)
notch_width	9	width of notch band
}		
gi	1	guard interval mode
sframe_id	16	superframe ID
frame_id	16	frame ID
reserved	0	rfu
crc32	32	CRC32
Total	11760	

The number of L1 information bits varies according to various configurations/conditions

Fig. 71

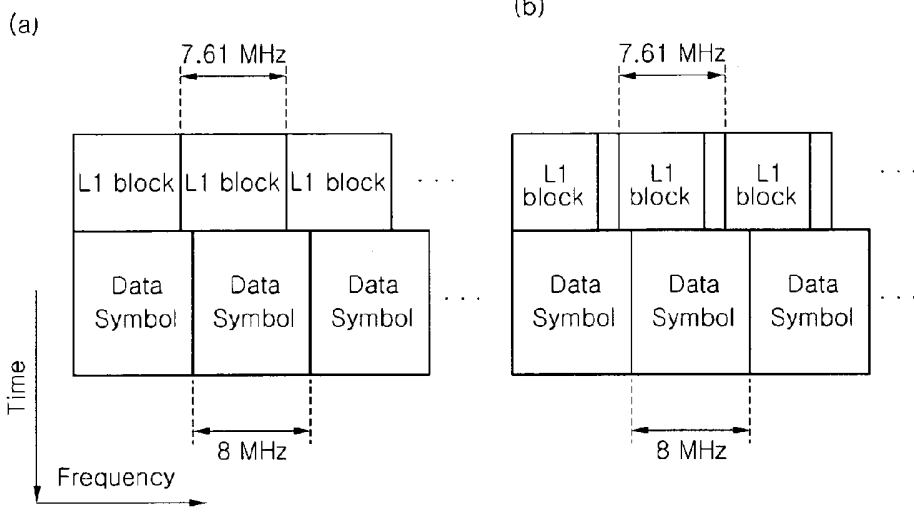
L1 info (bits)	11760	Maximum size
L1 block (bits)	23520	
16 - QAM symbols	5880	
Total carriers	3408	
Preamble SP distance	6	
Data carriers	2840	
Short LDPC	1.45	
OFDM symbols	2.07	

Fig. 72



55/67

Fig. 73



56/67

Fig. 74

Field	Bits	
L1_column	9	number of carriers spanned by L1 block within one OFDM symbol (Max=7.61 MHz)
L1_row	3	number of OFDM symbols spanned by L1 block
num_chbon	3	number of bonded channels
num_plp	8	number of data slices
num_dslice	8	number of PLPs
num_notch	5	number of notch bands
for dslice {		
chbon_index	3	bonded channel index
dslice_start	9	start of data slice within one channel (8 MHz)
dslice_width	9	width of data slice
}		
for plp {		
dslice_id	8	data sliced ID
plp_id	8	PLP ID
plp_type	1	PLP type (common/data)
plp_payload_type	5	PLP payload type (TS, GS, ...)
}		
for notch {		
chbon_index	3	bonded channel index
notch_start	9	start of notch band within one channel (8 MHz)
notch_width	9	width of notch band
}		
gi	1	guard interval mode
sframe_ic	16	superframe ID
frame_id	16	frame ID
reserved	16	rfu
crc32	32	CRC32
Total	11776	

The number of L1 information bits varies  
according to various configurations/conditions

57/67

Fig. 75

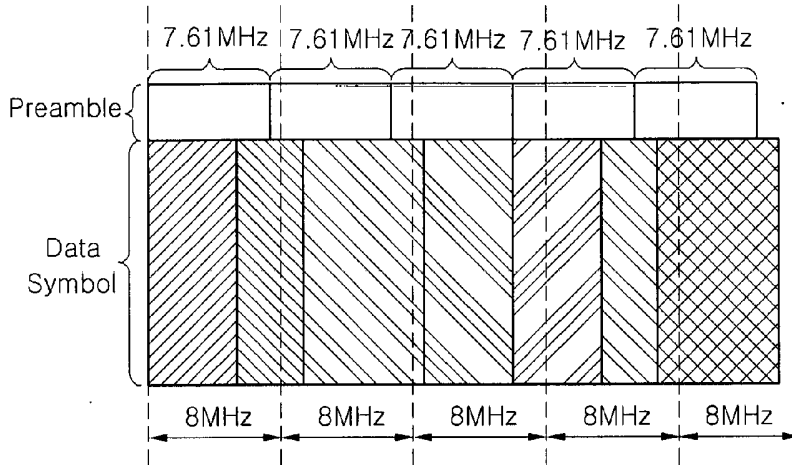


Fig. 76

LDPC Block Size	Modulation (bps/Hz)	QAM Symbols	ModCod Overhead
64800	4	16200	0.28%
	6	10800	0.42%
	8	8100	0.56%
	10	6480	0.69%
	12	5400	0.83%
16200	4	4050	1.11%
	6	2700	1.67%
	8	2025	2.22%
	10	1620	2.78%
	12	1350	3.33%

58/67

Fig. 77

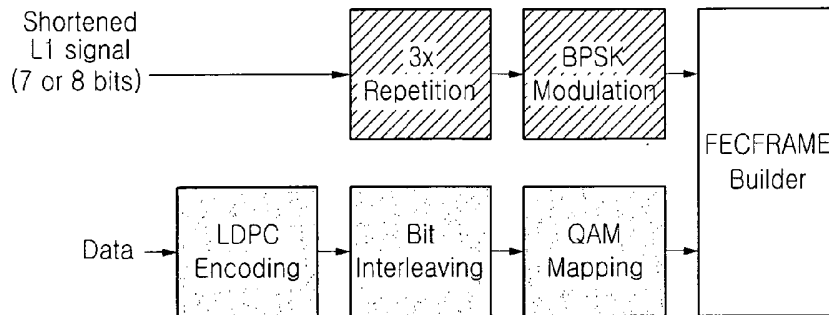
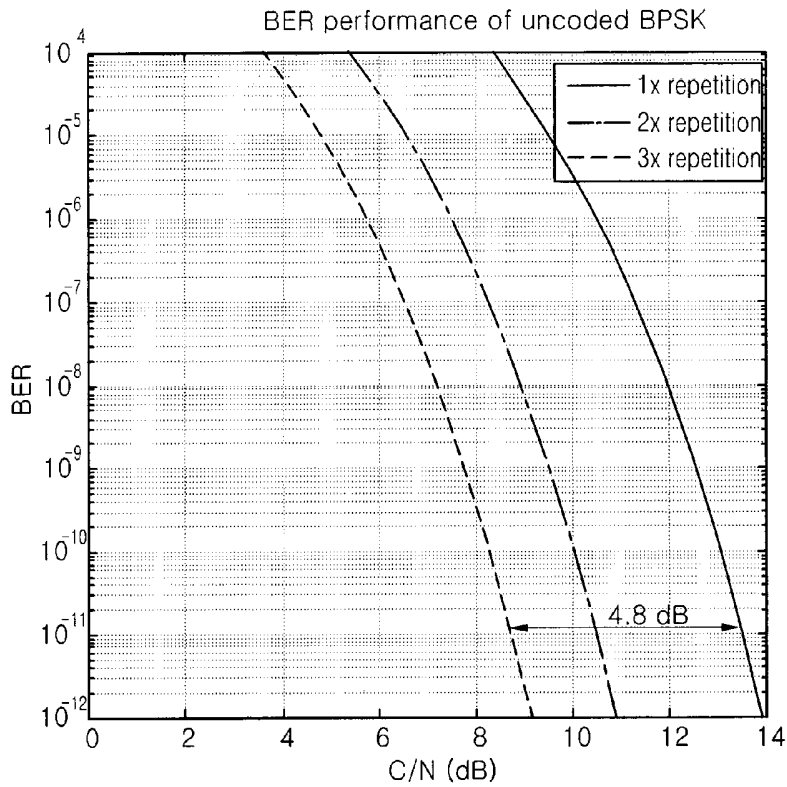


Fig. 78



59/67

Fig. 79

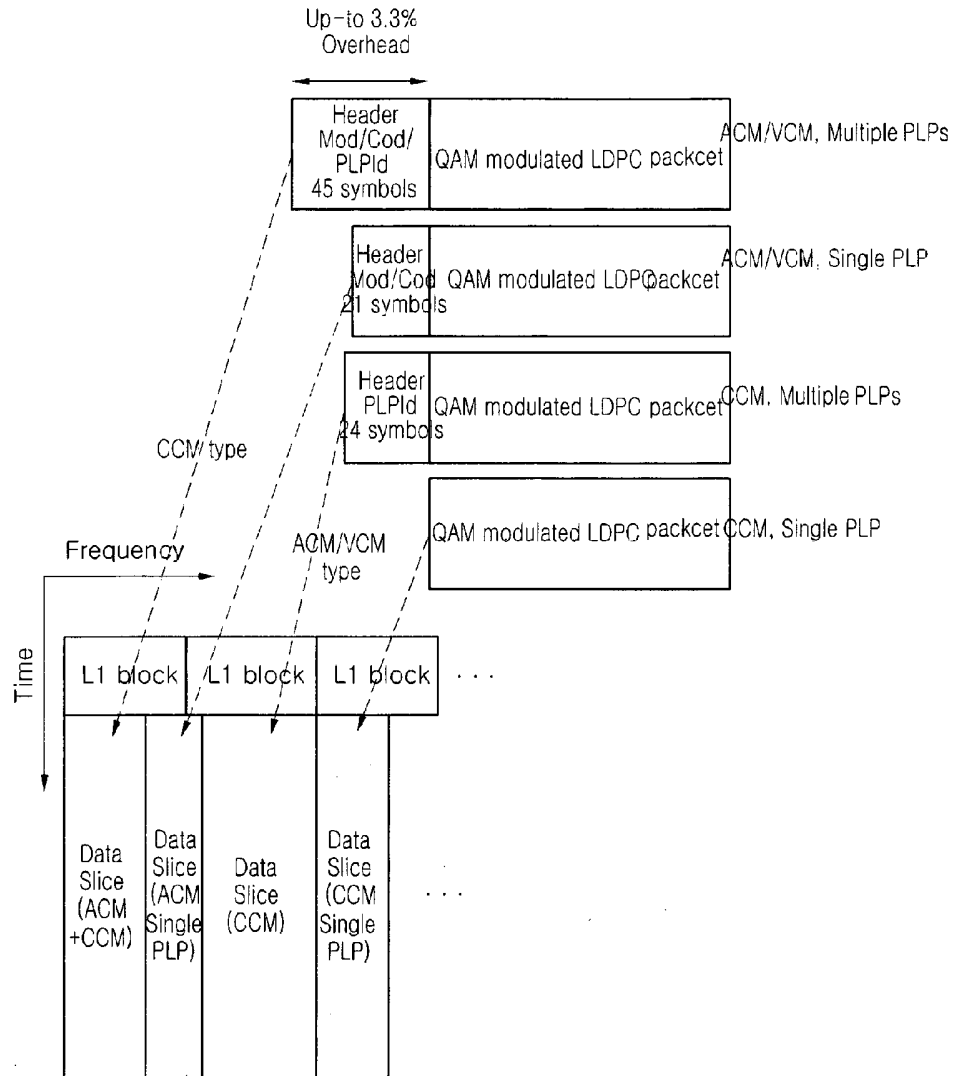


Fig. 80

Field	Bits	Description
L1_size	14	L1 block size (bits)
num_chbon	3	number of bonded channels
num_dslice	8	number of data slices
num_plp	8	number of PLPs
num_notch	5	number of notch bands
for dslice {		
chbon_index	3	bonded channel index
dslice_start	9	start of data slice within one channel (8 MHz)
dslice_width	9	width of data slice
dslice_time_intrlv	1	time interleaving on/off
dslice_type	1	data slice type (CCM, ACM/VCM)
for plp {		
dslice_id	8	data sliced ID
plp_id	8	PLP ID
plp_type	1	PLP type (common/data)
plp_payload_type	5	PLP payload type (CCM, ACM/VCM)
if dslice_type=CCM {		
plp_mod	3	PLP modulation type
plp_fec_type	1	PLP FEC type (long/short)
plp_cod	3	PLP coderate
}		
for notch {		
chbon_index	3	bonded channel index
notch_start	9	start of notch band within one channel (8 MHz)
notch_width	9	width of notch band
}		
gi	1	guard interval mode
sframe_id	16	superframe ID
frame_id	16	frame ID
reserved	16	rfu
crc32	32	CRC32
<b>Total</b>	<b>14082</b>	

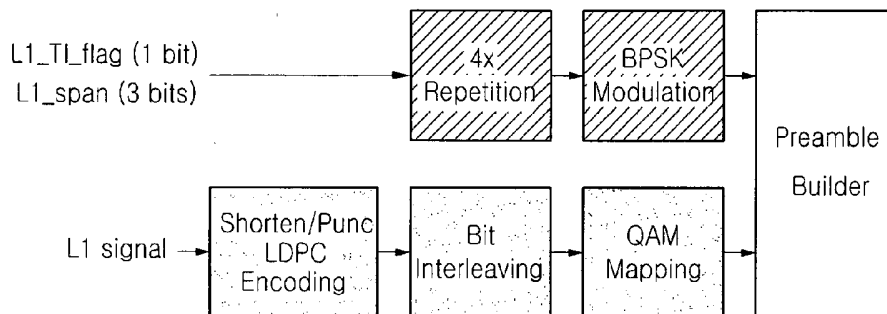
L1 block size is transmitted on first LDPC block (fixed shortest length=192 bits)

Time interleaving on/off to support short latency mode

Data slice type for L1 signaling overhead reduction

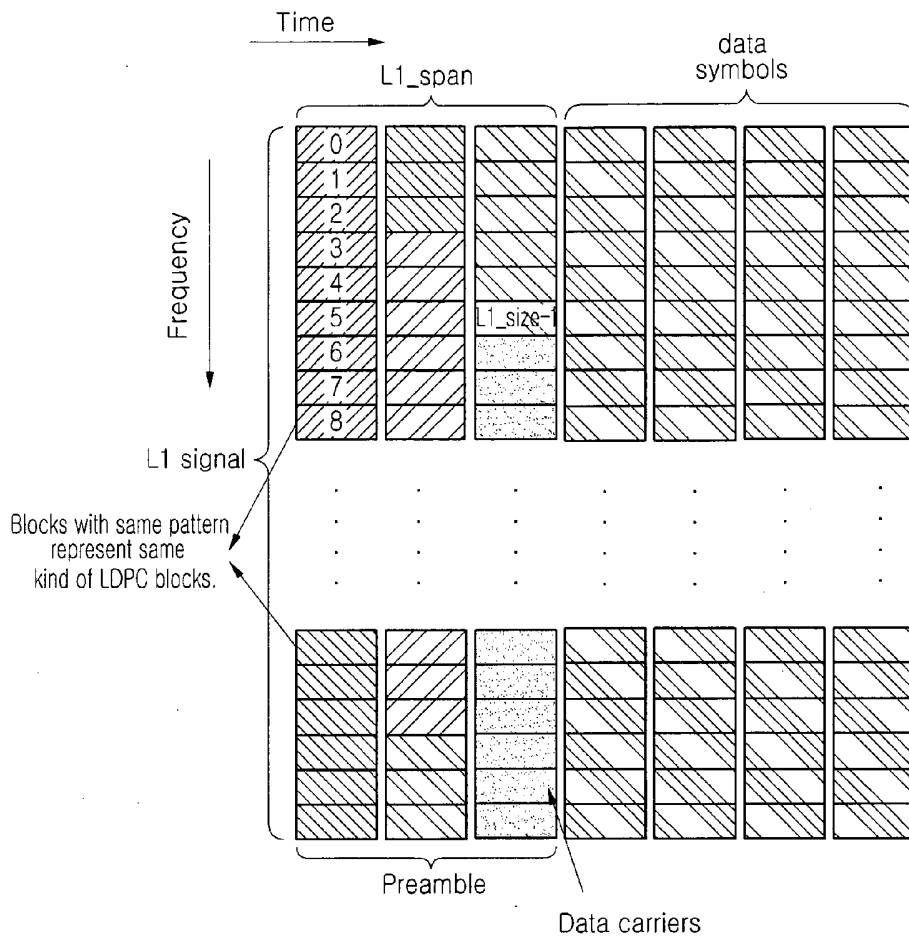
Mod/Cod fields are transmitted on preamble for CCM type only

Fig. 81



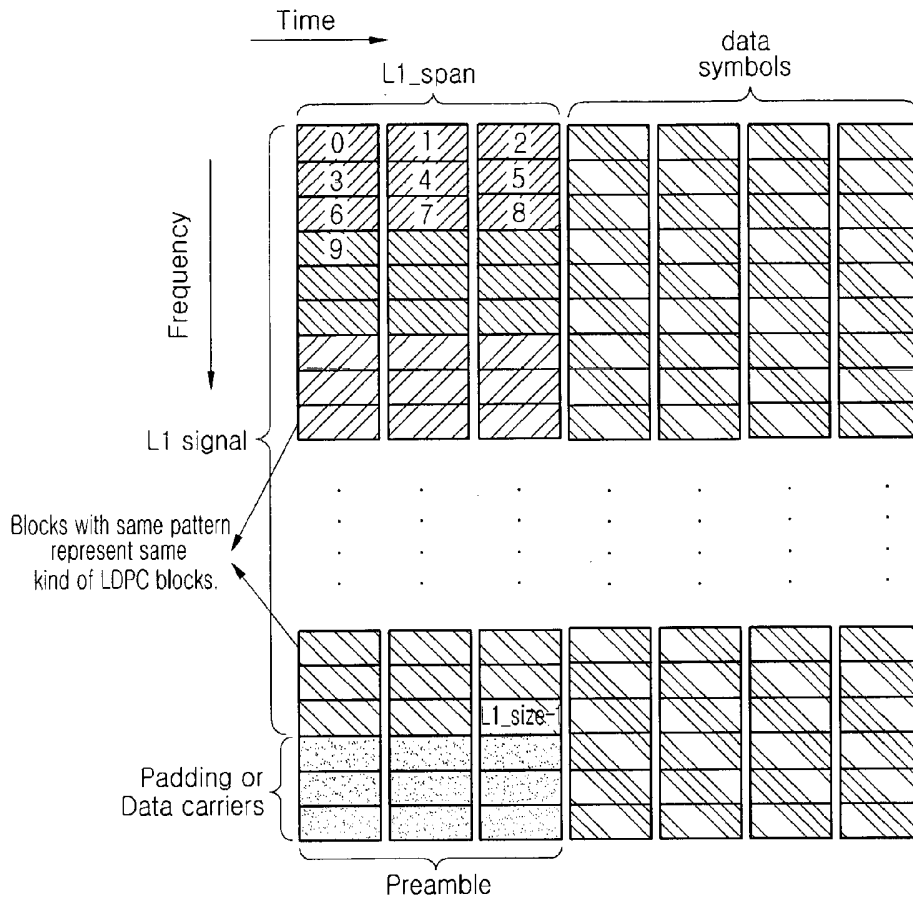
61/67

Fig. 82



62/67

Fig. 83



63/67

Fig. 84

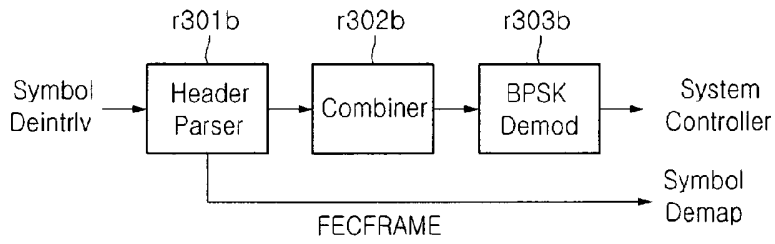


Fig. 85

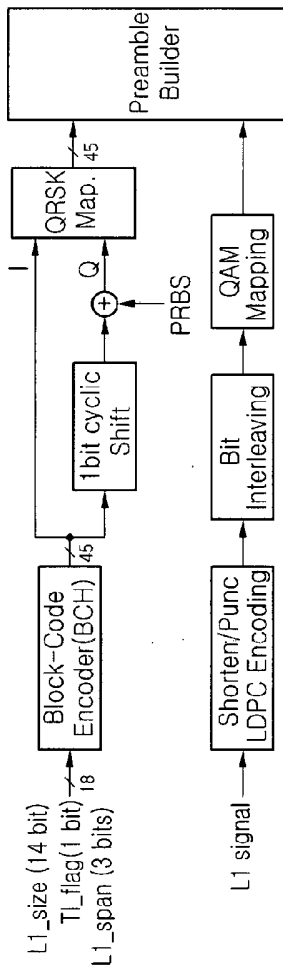


Fig. 86

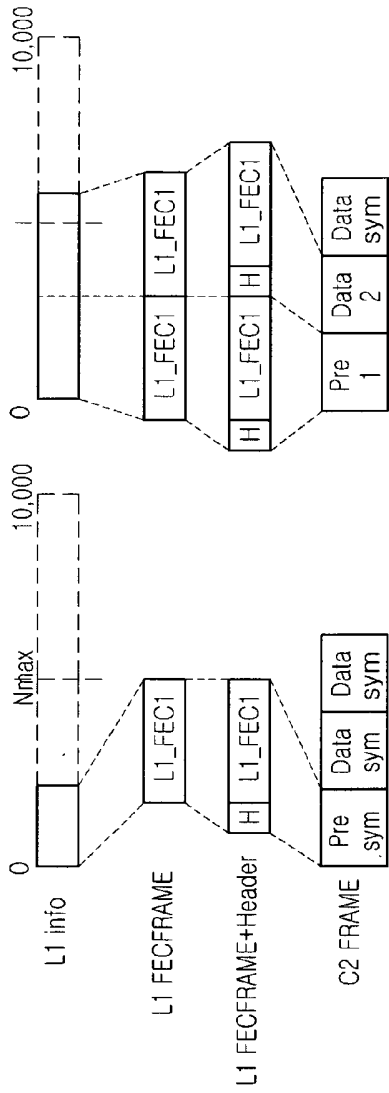


Fig. 87

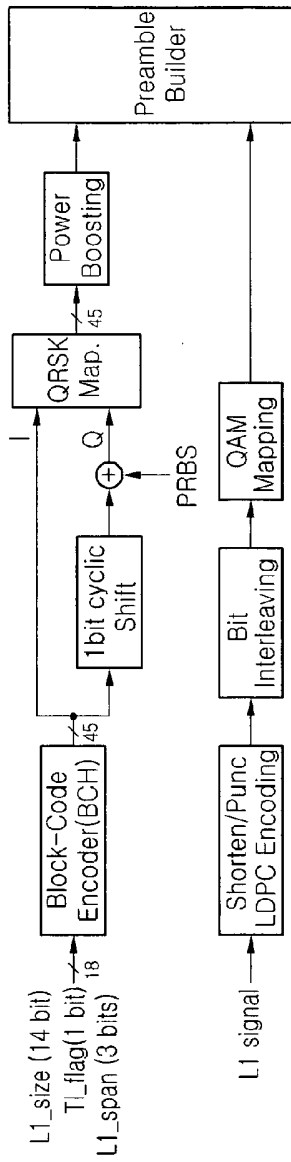


Fig. 88

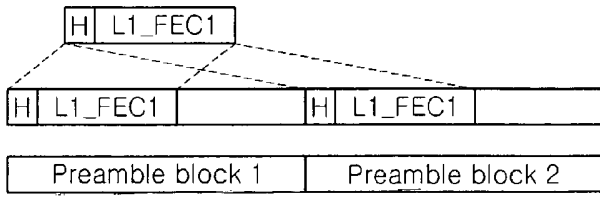


Fig. 89

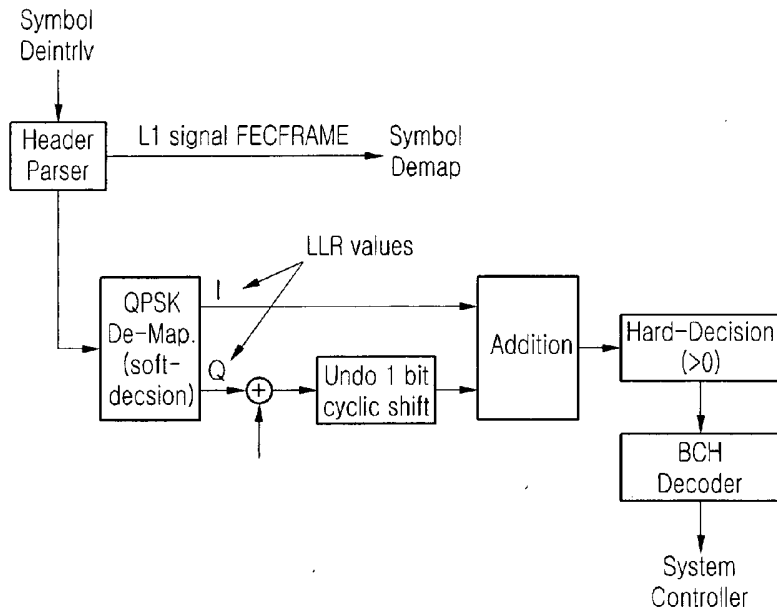


Fig. 90

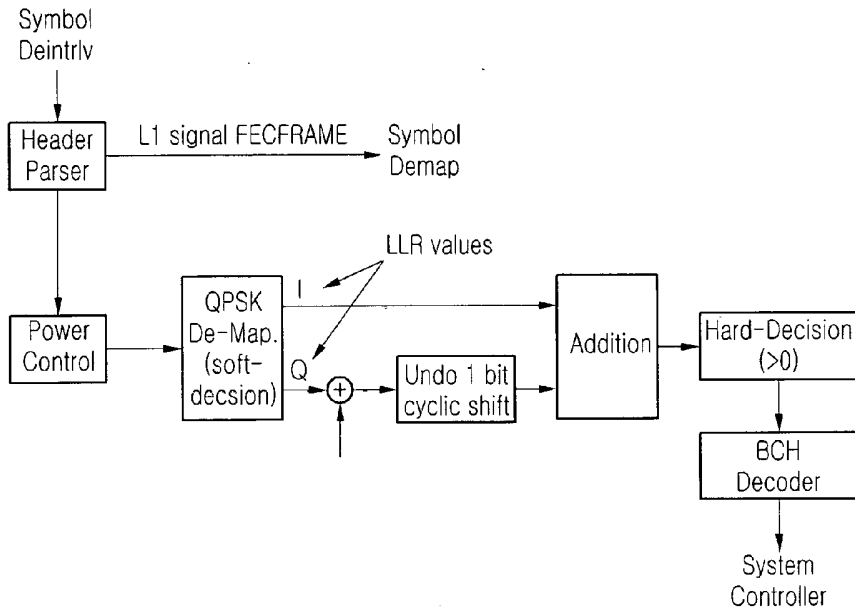


Fig. 91

