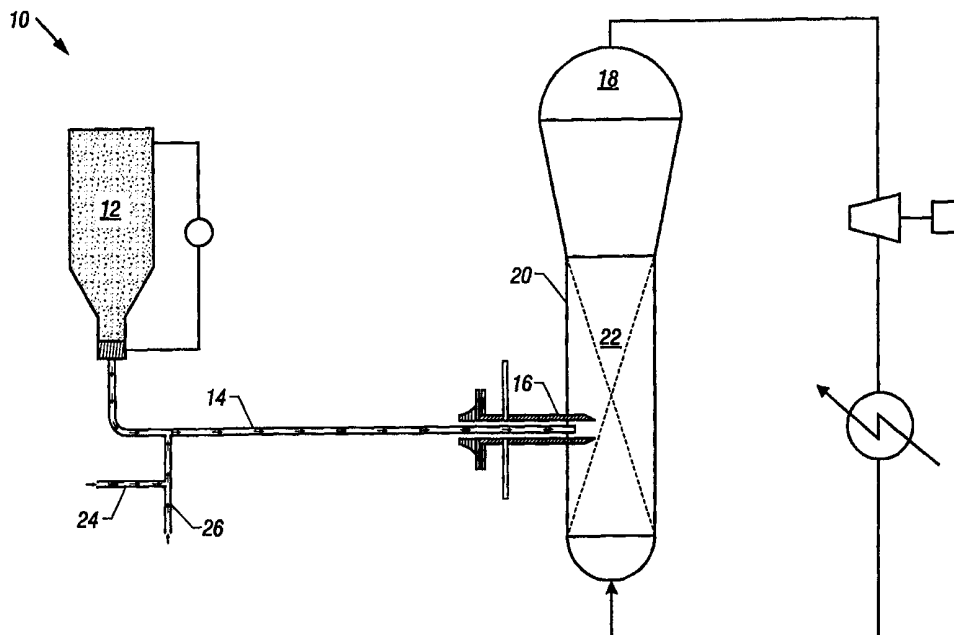




INTERNATIONAL APPLICATION PUBLISHED UNDER THE PATENT COOPERATION TREATY (PCT)

(51) International Patent Classification ⁶ : C08F 2/40, 10/00, 4/607, B01J 8/00	A1	(11) International Publication Number: WO 99/61486 (43) International Publication Date: 2 December 1999 (02.12.99)
(21) International Application Number: PCT/US99/11747 (22) International Filing Date: 27 May 1999 (27.05.99) (30) Priority Data: 09/087,024 29 May 1998 (29.05.98) US (71) Applicant: UNIVATION TECHNOLOGIES LLC [US/US]; Suite 1950, 5555 San Felipe, Houston, TX 77056 (US). (72) Inventors: AGAPIOU, Agapios, K.; 19911 17th Green Court, Humble, TX 77346 (US). RUSSELL, Kathryn, A.; 1202 Goldendale Drive, Seabrook, TX 77586 (US). (74) Agents: SHER, Jaimes et al.; Univation Technologies, Suite 1950, 5555 San Felipe, Houston, TX 77056 (US).		(81) Designated States: AU, BR, CA, CN, CZ, JP, KR, MX, NO, PL, RU, SG, ZA, Eurasian patent (AM, AZ, BY, KG, KZ, MD, RU, TJ, TM), European patent (AT, BE, CH, CY, DE, DK, ES, FI, FR, GB, GR, IE, IT, LU, MC, NL, PT, SE). Published <i>With international search report.</i>

(54) Title: CATALYST DELIVERY METHOD AND CATALYST FEEDER



(57) Abstract

The present invention relates to an improved catalyst delivery method for introducing a supported bulky ligand metallocene-type catalyst system to a reactor for polymerizing one or more olefin(s). In particular, the invention provides for a method of introducing a supported metallocene-type catalyst system into a polymerization reactor by and in the presence of a carrier solution of an antistatic agent and a liquid diluent. Also, the invention is directed toward a catalyst feeder for use in a polymerization process.

FOR THE PURPOSES OF INFORMATION ONLY

Codes used to identify States party to the PCT on the front pages of pamphlets publishing international applications under the PCT.

AL	Albania	ES	Spain	LS	Lesotho	SI	Slovenia
AM	Armenia	FI	Finland	LT	Lithuania	SK	Slovakia
AT	Austria	FR	France	LU	Luxembourg	SN	Senegal
AU	Australia	GA	Gabon	LV	Latvia	SZ	Swaziland
AZ	Azerbaijan	GB	United Kingdom	MC	Monaco	TD	Chad
BA	Bosnia and Herzegovina	GE	Georgia	MD	Republic of Moldova	TG	Togo
BB	Barbados	GH	Ghana	MG	Madagascar	TJ	Tajikistan
BE	Belgium	GN	Guinea	MK	The former Yugoslav Republic of Macedonia	TM	Turkmenistan
BF	Burkina Faso	GR	Greece	ML	Mali	TR	Turkey
BG	Bulgaria	HU	Hungary	MN	Mongolia	TT	Trinidad and Tobago
BJ	Benin	IE	Ireland	MR	Mauritania	UA	Ukraine
BR	Brazil	IL	Israel	MW	Malawi	UG	Uganda
BY	Belarus	IS	Iceland	MX	Mexico	US	United States of America
CA	Canada	IT	Italy	NE	Niger	UZ	Uzbekistan
CF	Central African Republic	JP	Japan	NL	Netherlands	VN	Viet Nam
CG	Congo	KE	Kenya	NO	Norway	YU	Yugoslavia
CH	Switzerland	KG	Kyrgyzstan	NZ	New Zealand	ZW	Zimbabwe
CI	Côte d'Ivoire	KP	Democratic People's Republic of Korea	PL	Poland		
CM	Cameroon	KR	Republic of Korea	PT	Portugal		
CN	China	KZ	Kazakstan	RO	Romania		
CU	Cuba	LC	Saint Lucia	RU	Russian Federation		
CZ	Czech Republic	LI	Liechtenstein	SD	Sudan		
DE	Germany	LK	Sri Lanka	SE	Sweden		
DK	Denmark	LR	Liberia	SG	Singapore		
EE	Estonia						

CATALYST DELIVERY METHOD AND CATALYST FEEDER

FIELD OF THE INVENTION

5 The present invention relates to an improved catalyst delivery method for introducing a supported bulky ligand metallocene-type catalyst system to a reactor for polymerizing one or more olefin(s). Also, the invention relates to an improved catalyst feeder for introducing a catalyst into a polymerization reactor.

BACKGROUND OF THE INVENTION

10 The use of bulky ligand metallocene-type catalyst systems in polymerization processes to produce a diverse array of new polymers for use in a wide variety of applications and products is well known in the art. Typical bulky ligand metallocene-type compounds are generally described as containing one or more ligands capable of η -5 bonding to the transition metal atom, usually,
15 cyclopentadienyl derived ligands or moieties, in combination with a transition metal selected from Group 4, 5 or 6 or from the lanthanide and actinide series of the Periodic Table of Elements. Exemplary of the development of these and other metallocene-type catalyst compounds and catalyst systems are described in U.S. Patent Nos. 5,017,714, 5,055,438, 5,096, 867, 5,198,401, 5,229,478, 5,264,405,
20 5,278,119, 5,324,800, 5,384,299, 5,408,017, 5,491,207 and 5,621,126 all of which are herein fully incorporated by reference.

 It is also well known that these bulky ligand metallocene-type catalyst systems have a tendency toward fouling and/or sheeting, particularly when they are supported on a carrier, and especially when used in a gas or slurry
25 polymerization process.

 For example, in a continuous slurry process fouling on the walls of the reactor, which acts as heat transfer surface, can result in many problems. Poor heat transfer during polymerization can result in polymer particles adhering to the walls of the reactor, where they can continue to polymerize. This can be
30 detrimental to the process and can result in premature reactor shutdown. Also, depending upon the reactor conditions, some of the polymer may dissolve in the reactor diluent and redeposit on for example the metal heat exchanger surfaces.

 In a continuous gas phase process for example, a continuous recycle stream is employed. The recycle stream composition is heated by the heat of
35 polymerization, and in another part of the cycle, heat is removed by a cooling

system external to the reactor. Fouling in a continuous gas phase process can lead to the ineffective operation of various reactor systems. For example, the cooling system, temperature probes and the distributor plate, which are often employed in a gas phase fluidized bed polymerization process can be affected. These upsets can lead to an early reactor shutdown.

Another major problem associated primarily with fluid bed gas phase operation involves "sheeting" in the reactor. This is particularly problematic with bulky ligand metallocene-type catalysts because of their very high activity on a per gram of metal basis that often results in the generation of extreme heat local to the growing polymer particle. Also, the polymer produced with these bulky ligand metallocene-type catalysts are very tough, making the molten sheet that may form in the reactor difficult to break-up and remove from the reactor. Another problem associated with using a supported bulky ligand metallocene-type catalysts is that often there is a partial or complete pluggage of the catalyst delivery tube used to introduce the supported catalyst into the reactor. This pluggage phenomenon is particularly a problem when using very high activity, a high comonomer incorporating supported bulky ligand metallocene-type catalyst system.

As a result of the reactor operability issues associated with using supported bulky ligand metallocene-type catalysts and catalyst systems various techniques have been developed that are said to result in improved operability.

For example, various supporting procedures or methods for producing a metallocene-type catalyst system with reduced tendencies for fouling and better operability have been discussed in the art. U.S. Patent No. 5,283,218 is directed towards the prepolymerization of a metallocene catalyst. U.S. Patent No. 5,332,706 and 5,473,028 have resorted to a particular technique for forming a catalyst by "incipient impregnation". U.S. Patent Nos. 5,427,991 and 5,643,847 describe the chemical bonding of non-coordinating anionic activators to supports. U.S. Patent No. 5,492,975 discusses polymer bound metallocene-type catalyst systems. U.S. Patent No. 5,661,095 discusses supporting a metallocene-type catalyst on a copolymer of an olefin and an unsaturated silane. PCT publication WO 97/06186 published February 20, 1997 teaches removing inorganic and organic impurities after formation of the metallocene-type catalyst itself. PCT publication WO 97/15602 published May 1, 1997 discusses readily supportable metal complexes. PCT publication WO 97/27224 published July 31, 1997 relates

to forming a supported transition metal compound in the presence of an unsaturated organic compound having at least one terminal double bond.

Others have discussed different process modifications for improving operability with metallocene-type catalysts and conventional Ziegler-Natta catalysts. For example, PCT publication WO 97/14721 published April 24, 1997 discusses the suppression of fines that can cause sheeting by adding an inert hydrocarbon to the reactor. U.S. Patent No. 5,627,243 discusses a new type of distributor plate for use in fluidized bed gas phase reactors. PCT publication WO 96/08520 discusses avoiding the introduction of a scavenger into the reactor. U.S. Patent No. 5,461,123 discusses using sound waves to reduce sheeting. U.S. Patent No. 5,066,736 and EP-A1 0 549 252 discuss the introduction of an activity retarder to the reactor to reduce agglomerates. U.S. Patent No. 5,610,244 relates to feeding make-up monomer directly into the reactor above the bed to avoid fouling and improve polymer quality. U.S. Patent No. 5,126,414 discusses including an oligomer removal system for reducing distributor plate fouling and providing for polymers free of gels. EP 0 453 116 A1 published October 23, 1991 discusses the introduction of antistatic agents to the reactor for reducing the amount of sheets and agglomerates. U.S. Patent No. 4,012,574 discusses adding a surface-active compound, a perfluorocarbon group to the reactor to reduce fouling. WO 96/11961 published April 26, 1996 discusses as a component of a supported catalyst system an antistatic agent for reducing fouling and sheeting in a gas, slurry or liquid pool polymerization process. U.S. Patent 5,026,795 discusses the addition of an antistatic agent with a liquid carrier to the polymerization zone in the reactor. U.S. Patent No. 5,410,002 discusses using a conventional Ziegler-Natta titanium/magnesium supported catalyst system where a selection of antistatic agents are added to directly to the reactor to reduce fouling. U.S. Patent Nos. 5,034,480 and 5,034,481 discuss a reaction product of a conventional Ziegler-Natta titanium catalyst with an antistat to product ultrahigh molecular weight ethylene polymers.

There are various other known methods for improving operability including coating the polymerization equipment, injecting various agents into the reactor, controlling the polymerization rate, particularly on start-up, and reconfiguring the reactor design.

While all these possible solutions might reduce fouling or sheeting somewhat, some are expensive to employ and/or may not reduce both fouling and

sheeting to a level sufficient for the successful operation of a continuous process, particularly in a commercial or large-scale process with supported bulky ligand metallocene-type catalysts.

PCT Publication WO 97/46599 published December 11, 1997 relates to the use of soluble metallocene catalysts in a gas phase process utilizing soluble metallocene catalysts that are fed into a lean zone in a polymerization reactor to produce stereoregular polymers. This PCT publication generally mentions that the catalyst feedstream can contain antifoulants or antistatic agents such as ATMER 163 (available from ICI Specialty Chemicals, Baltimore, Maryland).

EP-A2-811 638 discusses using a metallocene catalyst and an activating cocatalyst in a polymerization process in the presence of a nitrogen containing antistatic agent. This European publication mentions various methods for introducing the antistatic agent, most preferably the antistatic agent is sprayed into the fluidized bed of the reactor. Another method generally discussed is the adding of an antistatic agent with the supported or liquid catalyst stream so long as the catalysts are not severely affected or poisoned by the antistatic agent. In the examples the supported catalysts were slurried in mineral oil prior to being introduced to the reactor and in the examples using the unsupported catalysts, the antistatic agent was introduced directly to the reactor.

Thus, it would be advantageous to have a polymerization process capable of operating continuously with enhanced reactor operability while at the same time producing polymers having improved physical properties. It would also be highly advantageous to have a continuously operating polymerization process having more stable catalyst productivities and reduced fouling/sheeting tendencies and increased duration of operation.

SUMMARY OF THE INVENTION

This invention provides for an improved method for delivering a supported bulky ligand metallocene-type catalyst system to a reactor for use in the polymerization of olefin(s).

The invention more particularly provides for a method for delivering a supported bulky ligand metallocene-type catalyst system to a gas or slurry phase polymerization reactor utilizing a carrier solution comprising an antistatic agent and a liquid diluent, wherein the carrier solution serves to flush the supported bulky ligand metallocene-type catalyst system into the reactor.

In another embodiment, the invention provides for a gas or slurry phase process for polymerizing olefin(s) in a reactor in the presence of a supported bulky ligand metallocene-type catalyst system, wherein the supported bulky ligand metallocene-type catalyst system is introduced to the reactor by a carrier solution, the carrier solution comprising an antistatic agent and a liquid diluent.

In yet another embodiment, the invention provides for a polymerization catalyst composition of a preformed and substantially dried supported bulky ligand metallocene-type catalyst system and a carrier solution comprising an antistatic agent and a liquid diluent. The invention also provides for the use of the polymerization catalyst composition in a polymerization process of olefin(s).

In another embodiment, the invention provides for a new and improved catalyst feeder for use in combination with a reactor vessel having within the reactor vessel a reaction zone, the catalyst feeder comprising a catalyst vessel for containing a polymerization catalyst, the catalyst vessel connected to a catalyst injection tube for delivering the polymerization catalyst to the reaction zone, the catalyst injection tube being disposed within a support tube that protrudes through the polymerization reactor wall into the reaction zone, and the catalyst feeder further comprising a means for contacting the polymerization catalyst with a carrier solution comprising an antistatic agent and a liquid diluent prior to the polymerization catalyst entering the reaction zone.

BRIEF DESCRIPTION OF THE DRAWINGS

The foregoing aspects, features and advantages of the invention will become clearer and more fully understood when the following detailed description is read in conjunction with the accompanying drawing, in which:
Figure 1 illustrates the catalyst feeder of the invention.

DETAILED DESCRIPTION OF THE INVENTION

Introduction

The invention is directed toward an improved method for delivering to a polymerization reactor a supported bulky ligand metallocene-type catalyst system. It has been discovered that the method by which the supported bulky ligand metallocene-type catalyst is introduced into a reactor can affect the operability of a polymerization process. Much of the art discusses the introduction of an antistatic agent directly to the reactor to reduce static build-up, reduce fouling and sheeting, and eliminate hot spots throughout the reactor system. Others in the art have discussed methods of producing a supported catalyst system with an

antistatic agent as part of the method of making the supported catalyst system. These methods however do not completely eliminate sheeting or plugging of the catalyst feed tubes, particularly when using highly active bulky ligand metallocene-type catalyst systems. The surprising benefits attributable to the method of delivering a supported bulky ligand metallocene-type catalyst system has been discovered.

It has been discovered that the delivery of a supported metallocene-type catalyst system using an inert gas, by itself, such as nitrogen can result in operability problems, such as fouling at the tip of a catalyst injection tube. This type of tip fouling results in a poor and uneven catalyst flow rate into the reactor, reduced catalyst efficiency and reduced particle morphology. As a result of this form of fouling, during a polymerization process, the catalyst injection tube must be cleared or replaced. Either partial or complete pluggage of the catalyst injection tube requires constant monitoring of the condition of the catalyst injection tube. Often this type of fouling will result in a polymer agglomeration at the tip of the catalyst injection tube resulting in partial or complete blockage. Also, the agglomeration is difficult in many instances to dislodge, and even if cleared, the agglomeration has no where else to go but into the reactor and may further hinder the operability of the process.


It has been surprisingly discovered that utilizing a carrier solution of an antistatic agent and a liquid diluent in which a preformed supported bulky ligand metallocene-type catalyst system is contacted, results in better process operability. In fact, delivery of the supported bulky ligand metallocene-type catalyst system is more uniform, catalyst efficiency is improved, and particle morphology is better. Even more importantly, plugging of the catalyst injection tube is substantially reduced or eliminated. In commercial operations where the supported catalyst system is introduced continuously, this plugging phenomenon is easily recognizable. However, plugging is not a major concern in small or lab-scale reactors because typically catalyst is introduced as a one-time slug. The method for delivery of the invention is particularly well suited to bulky ligand metallocene-type catalyst compounds that tend to be highly incorporating of comonomer. Also, it was surprising that using the method of the invention fractional melt index and higher density polymers may be produced in a polymerization process having improved operability.

Catalyst Components and Catalyst Systems

Generally, bulky ligand transition metallocene-type catalyst compounds include half and full sandwich compounds having one or more bulky ligands including cyclopentadienyl structures or other similar functioning structure such as pentadiene, cyclooctatetraendiyl and imides. The bulky ligands are capable of η -5 bonding to a transition metal atom, for example from Group 4, 5 and 6 of the Periodic Table of Elements. Non-limiting examples of catalyst components and catalyst systems are discussed in for example, U.S. Patent Nos. 4,530,914, 4,871,705, 4,937,299, 5,124,418, 5,017,714, 5,120,867, 5,210,352, 5,278,264, 5,278,119, 5,304,614, 5,324,800, 5,347,025, 5,350,723, 5,391,790, 5,391,789, 5,399,636, 5,539,124, 5,455,366, 5,534,473, 5,684,098, 5,693,730, 5,698,634, 5,710,297, 5,712,354, 5,714,427, 5,714,555, 5,728,641, 5,728,839 and 5,753,577 all of which are herein fully incorporated by reference. Also, the disclosures of European publications EP-A-0 591 756, EP-A-0 520 732, EP-A- 0 420 436, EP-B1 0 485 822, EP-B1 0 485 823, EP-A2-0 743 324 and EP-B1 0 518 092 and PCT publications WO 91/04257, WO 92/00333, WO 93/08221, WO 93/08199, WO 94/01471, WO 96/20233, WO 97/15582, WO 97/19959, WO 97/46567, WO 98/01455 and WO 98/06759 are all herein fully incorporated by reference for purposes of describing typical bulky ligand transition metal metallocene-type catalyst compounds and catalyst systems.

Bulky Ligand Metallocene-Type Catalyst Compounds

Typical bulky ligand metallocene-type catalyst compounds of the invention are represented by the formula:



where M is a metal from the Periodic Table of the Elements and may be a Group 3 to 10 metal, preferably, a Group 4, 5 or 6 transition metal or a metal from the lanthanide or actinide series, more preferably M is a transition metal from Group 4, even more preferably zirconium, hafnium or titanium. L^A and L^B are bulky ligands that include cyclopentadienyl derived ligands or substituted cyclopentadienyl derived or heteroatom substituted cyclopentadienyl derived ligands or hydrocarbyl substituted cyclopentadienyl derived ligands or moieties such as indenyl ligands, a benzindenyl ligands or a fluorenyl ligands, an

octahydrofluorenyl ligands, a cyclooctatetraendiyl ligands, an azenyl ligands and the like, including hydrogenated versions thereof. Also, L^A and L^B may be any other ligand structure capable of η -5 bonding to M, for example L^A and L^B may comprises one or more heteroatoms, for example, nitrogen, silicon, germanium, and phosphorous, in combination with carbon atoms to form a cyclic structure, for example a heterocyclopentadienyl ancillary ligand. Further, each of L^A and L^B may also be other types of bulky ligands including but not limited to bulky amides, phosphides, alkoxides, aryloxides, imides, carbolides, borollides, porphyrins, phthalocyanines, corrins and other polyazomacrocycles. Each L^A and L^B may be the same or different type of bulky ligand that is π -bonded to M.

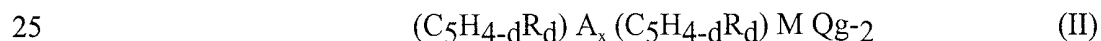
Each L^A and L^B may be substituted with a combination of substituent groups R. Non-limiting examples of substituent groups R include hydrogen or linear, branched, alkyl radicals or cyclic alkyl, alkenyl, alkynyl or aryl radicals or combination thereof having from 1 to 30 carbon atoms or other substituents having up to 50 non-hydrogen atoms that can also be substituted. Non-limiting examples of alkyl substituents R include methyl, ethyl, propyl, butyl, pentyl, hexyl, cyclopentyl, cyclohexyl, benzyl or phenyl groups and the like, including all their isomers, for example tertiary butyl, iso propyl etc. Other hydrocarbyl radicals include fluoromethyl, fluroethyl, difluroethyl, iodopropyl, bromohexyl, chlorobenzyl and hydrocarbyl substituted organometalloid radicals including trimethylsilyl, trimethylgermyl, methyldiethylsilyl and the like; and halocarbyl-substituted organometalloid radicals including tris(trifluoromethyl)silyl, methyl-bis (difluoromethyl)silyl, bromomethyldimethylgermyl and the like; and disubstituted boron radicals including dimethylboron for example; and disubstituted pnictogen radicals including dimethylamine, dimethylphosphine, diphenylamine, methylphenylphosphine, chalcogen radicals including methoxy, ethoxy, propoxy, phenoxy, methylsulfide, ethylsulfide. Non-hydrogen substituents R include the atoms carbon, silicon, nitrogen, oxygen, tin, germanium and the like including olefins such as but not limited to olefinically unsaturated substituents including vinyl-terminated ligands, for example but-3-enyl or hexene-1. Also, two adjacent R groups are joined to form a ring structure having from 4 to 20 atoms selected from carbon, nitrogen, oxygen, phosphorous, silicon, germanium, boron or a combination thereof.

Other ligands may be bonded to the transition metal, such as a leaving group Q. Q may be an independently monoanionic labile ligands having a sigma-

bond to M. Non-limiting examples of Q include weak bases such as amines, phosphines, ether, carboxylates, dienes, hydrocarbyl radicals having from 1 to 20 carbon atoms, hydrides or halogens and the like. Other examples of Q radicals include those substituents for R as described above and including cyclohexyl, heptyl, tolyl, trifluoromethyl, tetramethylene and pentamethylene, methylidene, methoxy, ethoxy, propoxy, phenoxy, bis(N-methylanilide), dimethylamide, dimethylphosphide radicals and the like.

In addition, bulky ligand metallocene-type catalyst compounds of the invention are those where L^A and L^B are bridged to each other by a bridging group, A. Non-limiting examples of bridging group A include bridging radicals of at least one Group 14 atom, such as but not limited to carbon, oxygen, nitrogen, silicon, germanium and tin, preferably carbon, silicon and germanium, most preferably silicon. Other non-limiting examples of bridging groups A include dimethylsilyl, diethylsilyl, methylethylsilyl, trifluoromethylbutylsilyl, bis(trifluoromethyl)silyl, di-n-butylsilyl, silylcyclobutyl, di-i-propylsilyl, di-cyclohexylsilyl, di-phenylsilyl, cyclohexylphenylsilyl, t-butylcyclohexylsilyl, di-t-butylphenylsilyl, di(p-tolyl)silyl, dimethylgermyl, diethylgermyl, methylene, dimethylmethylene, diphenylmethylene, ethylene, 1-2-dimethylethylene, 1,2-diphenylethylene, 1,1,2,2-tetramethylethylene, dimethylmethylenedimethylsilyl, methylenediphenylgermyl, methylamine, phenylamine, cyclohexylamine, methylphosphine, phenylphosphine, cyclohexylphosphine and the like.

In one embodiment, the bulky ligand metallocene-type catalyst compound of the invention is represented by the formula:



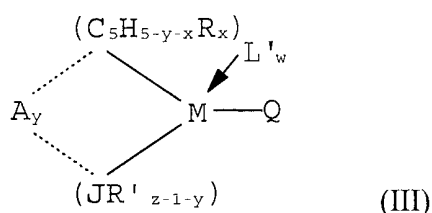
wherein M is a Group 4, 5, 6 transition metal, $(C_5H_4-dR_d)$ is an unsubstituted or substituted cyclopentadienyl derived bulky ligand bonded to M, each R, which can be the same or different, is hydrogen or a substituent group containing up to 50 non-hydrogen atoms or substituted or unsubstituted hydrocarbyl having from 1 to 30 carbon atoms or combinations thereof, or two or more carbon atoms are joined together to form a part of a substituted or unsubstituted ring or ring system having 4 to 30 carbon atoms, A is one or more of, or a combination of carbon, germanium, silicon, tin, phosphorous or nitrogen atom containing radical bridging two $(C_5H_4-dR_d)$ rings; more particularly, non-limiting examples of A may be

represented by R'_2C , R'_2Si , $R'_2Si R'_2Si$, $R'_2Si R'_2C$, R'_2Ge , R'_2Ge , $R'_2Si R'_2Ge$,
 $R'_2GeR R'_2C$, R'_2N , R'_2P , $R'_2C R'_2N$, $R'_2C R'_2P$, $R'_2Si R'_2N$, $R'_2Si R'_2P$, $R'_2GeR'_2N$, R'_2Ge
 R'_2P , where R' is independently, a radical group which is hydride, C_{1-30} hydrocarbyl,
substituted hydrocarbyl, halocarbyl, substituted halocarbyl, hydrocarbyl-
5 substituted organometalloid, halocarbyl-substituted organometalloid, disubstituted
boron, disubstituted pnictogen, substituted chalcogen, or halogen; each Q which
can be the same or different is a hydride, substituted or unsubstituted, linear,
cyclic or branched, hydrocarbyl having from 1 to 30 carbon atoms, halogen,
alkoxides, aryloxides, amides, phosphides, or any other univalent anionic ligand
10 or combination thereof; also, two Q 's together may form an alkylidene ligand or
cyclometallated hydrocarbyl ligand or other divalent anionic chelating ligand,
where g is an integer corresponding to the formal oxidation state of M , and d is an
integer selected from the 0, 1, 2, 3 or 4 and denoting the degree of substitution and
 x is an integer from 0 to 1.

15 In one embodiment, the bulky ligand metallocene-type compounds are
those where the R substituents on the bulky ligands L^A , L^B , $(C_5H_{4-d}R_d)$ of
formulas (I) and (II) are substituted with the same or different number of
substituents on each of the bulky ligands.

Other metallocene-type catalysts useful in the invention include mono-
20 cyclopentadienyl heteroatom containing metallocene-type compounds. These
types of catalyst systems are described in, for example, PCT publication WO
92/00333, WO 94/07928, WO 91/ 04257, WO 94/03506, WO96/00244 and WO
97/15602 and U.S. Patent Nos. 5,057,475, 5,096,867, 5,055,438, 5,198,401,
5,227,440 and 5,264,405 and European publication EP-A-0 420 436, all of which
25 are herein fully incorporated by reference. Other catalysts useful in the invention
may include those described in U.S. Patent Nos. 5,064,802, 5,145,819, 5,149,819,
5,243,001, 5,239,022, 5,276,208, 5,296,434, 5,321,106, 5,329,031, 5,304,614,
5,677,401 and 5,723,398 and PCT publications WO 93/08221, WO 93/08199, WO
95/07140, WO 98/11144 and European publications EP-A-0 578 838, EP-A-0 638
30 595, EP-B-0 513 380 and EP-A1-0 816 372, all of which are herein fully
incorporated by reference.

In another embodiment of this invention the monocyclopentadienyl
metallocene-type catalyst compounds useful in the invention are represented by
the formula:



wherein M is Ti, Zr or Hf; (C₅H_{5-y-x}R_x) is a cyclopentadienyl ring which is substituted with from 0 to 5 substituent groups R, "x" is 0, 1, 2, 3, 4 or 5 denoting the degree of substitution, and each substituent group R is, independently, a radical selected from a group consisting of C₁-C₂₀ hydrocarbyl radicals, substituted C₁-C₂₀ hydrocarbyl radicals wherein one or more hydrogen atoms is replaced by a halogen atom, C₁-C₂₀ hydrocarbyl-substituted metalloids wherein the metalloid is selected from the Group 14 of the Periodic Table of Elements, and halogen radicals or (C₅H_{5-y-x}R_x) is a cyclopentadienyl ring in which two adjacent R-groups are joined forming C₄-C₂₀ ring to give a saturated or unsaturated polycyclic cyclopentadienyl ligand such as indenyl, tetrahydroindenyl, fluorenyl or octahydrofluorenyl;

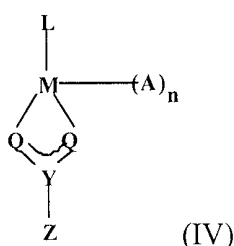
(JR'_{z-1-y}) is a heteroatom ligand in which J is an element with a coordination number of three from Group 15 or an element with a coordination number of two from Group 16 of the Periodic Table of Elements, preferably nitrogen, phosphorus, oxygen or sulfur with nitrogen being preferred, and each R' is, independently a radical selected from a group consisting of C₁-C₂₀ hydrocarbyl radicals wherein one or more hydrogen atoms is replaced by a halogen atom, y is 0 or 1, and "z" is the coordination number of the element J;

each Q is, independently any univalent anionic ligand such as halogen, hydride, or substituted or unsubstituted C₁-C₃₀ hydrocarbyl, alkoxide, aryloxide, amide or phosphide, provided that two Q may be an alkylidene, a cyclometallated hydrocarbyl or any other divalent anionic chelating ligand; and n may be 0, 1 or 2;

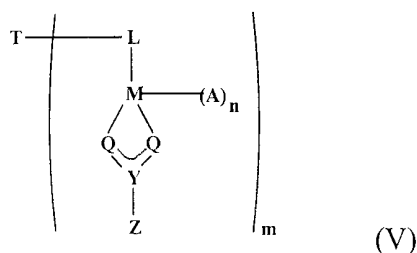
A is a covalent bridging group containing a Group 15 or 14 element such as, but not limited to, a dialkyl, alkylaryl or diaryl silicon or germanium radical, alkyl or aryl phosphine or amine radical, or a hydrocarbyl radical such as methylene, ethylene and the like;

L' is a Lewis base such as diethylether, tetraethylammonium chloride, tetrahydrofuran, dimethylaniline, aniline, trimethylphosphine, n-butylamine, and the like; and w is a number from 0 to 3. Additionally, L' may be bonded to any of R, R' or Q and n is 0, 1, 2 or 3.

In another embodiment, the bulky ligand type metallocene-type catalyst compound is a complex of a transition metal, a substituted or unsubstituted pi-bonded ligand, and one or more heteroallyl moieties, such as those described in U.S. Patent No. 5,527,752 and 5,747,406 both of which are herein fully incorporated by reference. Preferably, the bulky ligand type metallocene-type catalyst compound, the monocycloalkadienyl catalyst compound, may be represented by one of the following formulas:



or



wherein M is a transition metal from Group 4, 5 or 6, preferably titanium zirconium or hafnium, most preferably zirconium or hafnium; L is a substituted or unsubstituted, pi-bonded ligand coordinated to M, preferably L is a cycloalkadienyl bulky ligand, for example cyclopentadienyl, indenyl or fluorenyl bulky ligands, optionally with one or more hydrocarbyl substituent groups having from 1 to 20 carbon atoms; each Q is independently selected from the group consisting of -O-, -NR-, -CR₂- and -S-, preferably oxygen; Y is either C or S, preferably carbon; Z is selected from the group consisting of -OR-, -NR₂-, -CR₃-, -SR-, -SiR₃-, -PR₂-, -H, and substituted or unsubstituted aryl groups, with the proviso that when Q is -NR- then Z is selected from the group consisting of -OR-, -NR₂-, -SR-, -SiR₃-, -PR₂ and -H, preferably Z is selected from the group consisting of -OR-, -CR₃ and -NR₂; n is 1 or 2, preferably 1; A is a univalent anionic group when n is 2 or A is a divalent anionic group when n is 1, preferably A is a carbamate, carboxylate, or other heteroallyl moiety described by the Q, Y and Z combination; and each R is independently a group containing carbon, silicon, nitrogen, oxygen, and/or phosphorus where one or more R groups may be attached to the L substituent, preferably R is a hydrocarbon group containing from 1 to 20 carbon atoms, most preferably an alkyl, cycloalkyl, or an aryl group and one or more may be attached to the L substituent; and T is a bridging group selected from the group consisting of alkylene and arylene groups containing from 1 to 10 carbon atoms optionally substituted

with carbon or heteroatoms, germanium, silicone and alkyl phosphine; and m is 2 to 7, preferably 2 to 6, most preferably 2 or 3.

In formulas (IV) and (V), the supportive substituent formed by Q, Y and Z is a unicharged polydentate ligand exerting electronic effects due to its high polarizability, similar to the cyclopentadienyl ligand. In the most preferred embodiments of this invention, the disubstituted carbamates and the carboxylates are employed. Non-limiting examples of monocycloalkadienyl catalyst compounds include indenyl zirconium tris(diethylcarbamate), indenyl zirconium tris(trimethylacetate), indenyl zirconium tris(p-toluate), indenyl zirconium tris(benzoate), (1-methylindenyl)zirconium tris(trimethylacetate), (2-methylindenyl) zirconium tris(diethylcarbamate), (methylcyclopentadienyl) zirconium tris(trimethylacetate), cyclopentadienyl tris(trimethylacetate), tetrahydroindenyl zirconium tris(trimethylacetate), and (pentamethylcyclopentadienyl) zirconium tris(benzoate). Preferred examples are indenyl zirconium tris(diethylcarbamate), indenyl zirconium tris(trimethylacetate), and (methylcyclopentadienyl) zirconium tris(trimethylacetate).

In another embodiment of the invention the bulky ligand metallocene-type catalyst compounds are those nitrogen containing heterocyclic ligand complexes, also known as transition metal catalysts based on bidentate ligands containing pyridine or quinoline moieties, such as those described in WO 96/33202 herein incorporated by reference.

It is contemplated in some embodiments, that the bulky ligands of the metallocene-type catalyst compounds of the invention described above are asymmetrically substituted in terms of additional substituents or types of substituents, and/or unbalanced in terms of the number of additional substituents on the bulky ligands or the bulky ligands themselves are different. It is also contemplated that in one embodiment, the metallocene-type catalysts of the invention include their structural or optical or enantiomeric isomers and mixtures thereof. In another embodiment the bulky ligand metallocene-type compounds of the invention may be chiral and/or a bridged bulky ligand metallocene-type catalyst compound.

It is also within the scope of this invention that the above described bulky ligand metallocene-type catalyst compounds can be combined with one or more of the catalyst compounds represented by formula (I), (II), (III), (IV) and (V) with one or more activators or activation methods described below.

Activator and Activation Methods

The above described bulky ligand metallocene-type catalyst compounds of the invention are typically activated in various ways to yield catalyst compounds having a vacant coordination site that will coordinate, insert, and polymerize olefins.

For the purposes of this patent specification and appended claims, the term "activator" is defined to be any compound or component or method which can activate any of the bulky ligand metallocene-type catalyst compounds of the invention as described above. Non-limiting activators, for example may include a Lewis acid or a non-coordinating ionic activator or ionizing activator or any other compound that can convert a neutral bulky ligand metallocene-type catalyst component to a bulky ligand metallocene cation. It is within the scope of this invention to use alumoxane or modified alumoxane as an activator, and/or to also use ionizing activators, neutral or ionic, such as tri (n-butyl) ammonium tetrakis (pentafluorophenyl) boron or a trisperfluorophenyl boron metalloid precursor that would ionize the neutral metallocene compound.

There are a variety of methods for preparing alumoxane and modified alumoxanes, non-limiting examples of which are described in U.S. Patent No. 4,665,208, 4,952,540, 5,091,352, 5,206,199, 5,204,419, 4,874,734, 4,924,018, 4,908,463, 4,968,827, 5,308,815, 5,329,032, 5,248,801, 5,235,081, 5,157,137, 5,103,031, 5,391,793, 5,391,529, 5,693,838, 5,731,253, 5,731,451 5,744,656 and European publications EP-A-0 561 476, EP-B1-0 279 586 and EP-A-0 594-218, and PCT publication WO 94/10180, all of which are herein fully incorporated by reference.

Ionizing compounds may contain an active proton, or some other cation associated with but not coordinated to or only loosely coordinated to the remaining ion of the ionizing compound. Such compounds and the like are described in European publications EP-A-0 570 982, EP-A-0 520 732, EP-A-0 495 375, EP-A-0 426 637, EP-A-500 944, EP-A-0 277 003 and EP-A-0 277 004, and U.S. Patent Nos. 5,153,157, 5,198,401, 5,066,741, 5,206,197, 5,241,025, 5,387,568, 5,384,299 and 5,502,124 and U.S. Patent Application Serial No. 08/285,380, filed August 3, 1994, all of which are herein fully incorporated by reference.

Other activators include those described in PCT publication WO 98/07515 such as tris (2, 2', 2''- nonafluorobiphenyl) fluoroaluminate, which publication is

fully incorporated herein by reference. Combinations of activators are also contemplated by the invention, for example, alumoxanes and ionizing activators in combinations, see for example, PCT publications WO 94/07928 and WO 95/14044 and U.S. Patent Nos. 5,153,157 and 5,453,410 all of which are herein
5 fully incorporated by reference. Also, methods of activation such as using radiation (see EP-B1-0 615 981 herein incorporated by reference) and the like are also contemplated as activating methods for the purposes of rendering the neutral bulky ligand metallocene-type catalyst compound or precursor to a metallocene-type cation capable of polymerizing olefins.

10 It is further contemplated by the invention that other catalysts can be combined with the bulky ligand metallocene-type catalyst compounds of the invention. For example, see U.S. Patent Nos. 4,937,299, 4,935,474, 5,281,679, 5,359,015, 5,470,811, and 5,719,241 all of which are herein fully incorporated herein reference.

15 In another embodiment of the invention the bulky ligand metallocene-type catalyst compounds of the invention may be used in combination with a non-metallocene or traditional Ziegler-Natta catalyst (excludes a cyclopentadienyl containing moiety) or catalyst system, or chromium based catalysts or catalyst systems, non-limiting examples are described in U.S. Patent Nos. 4,159,965,
20 4,325,837, 4,701,432, 5,124,418, 5,077,255, 5,183,867, 5,391,660, 5,395,810, 5,691,264 and 5,723,399 and PCT Publication WO 96/23010 published August 1, 1996 all of which are herein fully incorporated by reference.

Supporting Methods

25 It is also within the scope of this invention that the above described bulky ligand metallocene-type catalyst compounds can be combined with one or more support materials using one of the support methods described below. In the preferred embodiment, the bulky ligand metallocene-type catalyst systems of the invention are in a supported form, for example deposited on, contacted with, or incorporated within, a support material.

30 The terms "support" is any support material, preferably a porous support material, for example, talc, inorganic oxides, inorganic chlorides, and magnesium chloride, and resinous support materials such as polystyrene or a functionalized organic support or crosslinked organic support such as polystyrene divinyl benzene polyolefins or polymeric compounds, or any other organic or inorganic
35 support material and the like, or mixtures thereof.

The preferred support materials are inorganic oxide materials, which include those of Groups 2, 3, 4, 5, 13 or 14 metal oxides. In a preferred embodiment, the mixed metallocene-type catalyst support materials include silica, alumina, silica-alumina, and mixtures thereof. Other inorganic oxides that may be employed either alone or in combination with the silica, alumina or silica-alumina, and magnesia, titania, zirconia, montmorillonite and the like or combination thereof, for example, silica-chromium, silica-titania.

It is preferred that the carrier of the bulky ligand metallocene-type catalysts of this invention, preferably an inorganic oxide, has a surface area in the range of from about 10 to about 700 m²/g, pore volume in the range of from about 0.1 to about 4.0 cc/g and average particle size in the range of from about 10 to about 500 µm. More preferably, the surface area is in the range of from about 50 to about 500 m²/g, pore volume of from about 0.5 to about 3.5 cc/g and average particle size of from about 20 to about 200 µm. Most preferably the surface area range is from about 100 to about 400 m²/g, pore volume from about 0.8 to about 3.0 cc/g and average particle size is from about 20 to about 100 µm. The average pore size of the carrier of the invention typically has pore size in the range of from 10 to 1000Å, preferably 50 to about 500Å, and most preferably 75 to about 350Å.

Examples of supporting the bulky ligand metallocene-type catalyst systems of the invention are described in U.S. Patent Nos. 4,701,432, 4,808,561, 4,912,075, 4,925,821, 4,937,217, 5,008,228, 5,238,892, 5,240,894, 5,332,706, 5,346,925, 5,422,325, 5,466,649, 5,466,766, 5,468,702, 5,529,965, 5,554,704, 5,629,253, 5,639,835, 5,625,015, 5,643,847, 5,665,665, 5,698,487, 5,714,424, 5,723,400, 5,723,402 and 5,731,261 and U.S. Application Serial Nos. 271,598 filed July 7, 1994 and 788,736 filed January 23, 1997 and PCT publications WO 95/32995, WO 95/14044, WO 96/06187 and WO 97/02297 all of which are herein fully incorporated by reference.

It has also been discovered that utilizing the catalyst delivery method of the invention, smaller particle size support materials may be used. For example, silica having an average particle size from about 10 microns to 80 microns. Silica materials of this size are available from Crosfield, Manchester, England, for example Crosfield ES-70 having an average particle size of 40 microns.

It is contemplated that the bulky ligand metallocene-type catalyst compounds of the invention may be deposited on the same or separate supports together with an activator, or the activator may be used in an unsupported form, or

may be deposited on a support different from the supported bulky ligand metallocene-type catalyst compounds of the invention, or any combination thereof.

5 In another embodiment, the bulky ligand metallocene-type catalyst compound of the invention contains a polymer bound ligand as described in U.S. Patent No. 5,473,202 which is herein fully incorporated by reference. In one embodiment the bulky ligand metallocene-type catalyst system of the invention is spray dried as described in U.S. Patent No. 5,648,310 which is fully incorporated herein by reference. In an embodiment the support used with the bulky ligand
10 metallocene-type catalyst system of the invention is functionalized as described in European publication EP-A-0 802 203, or at least one substituent or leaving group is selected as described in U.S. Patent No. 5,688,880, both of which are herein fully incorporated by reference.

15 In another embodiment, the invention provides for a supported bulky ligand metallocene-type catalyst system that includes an antistatic agent or surface modifier in the preparation of the supported catalyst system, as described in PCT publication WO 96/11960 which is herein fully incorporated by reference.

A preferred method for producing the supported bulky ligand metallocene-type catalyst system of the invention is described below and can be found in U.S.
20 Application Serial Nos. 265,533, filed June 24, 1994 and 265,532, filed June 24, 1994 and PCT publications WO 96/00245 and WO 96/00243 both published January 4, 1996, all of which are herein fully incorporated by reference.

In a preferred embodiment, the bulky ligand metallocene-type catalyst compound is slurried in a liquid to form a metallocene solution and a separate
25 solution is formed containing an activator and a liquid. The liquid can be any compatible solvent or other liquid capable of forming a solution or the like with at least one of the bulky ligand metallocene-type catalyst compounds of the invention and/or at least one activator. In the preferred embodiment the liquid is a cyclic aliphatic or aromatic hydrocarbon, most preferably toluene. The bulky
30 ligand metallocene-type catalyst compound and activator solutions are mixed together and added to a porous support or the porous support is added to the solutions such that the total volume of the bulky ligand metallocene-type catalyst compound solution and the activator solution or the bulky ligand metallocene-type catalyst compound and activator solution is less than four times the pore volume
35 of the porous support, more preferably less than three times, even more preferably

less than two times; preferred ranges being from 1.1 times to 3.5 times range and most preferably in the 1.2 to 3 times range.

Procedures for measuring the total pore volume of a porous support are well known in the art. Details of one of these procedures is discussed in Volume 1, *Experimental Methods in Catalytic Research* (Academic Press, 1968) (specifically see pages 67-96). This preferred procedure involves the use of a classical BET apparatus for nitrogen absorption. Another method well known in the art is described in Innes, *Total Porosity and Particle Density of Fluid Catalysts By Liquid Titration*, Vol. 28, No. 3, Analytical Chemistry 332-334 (March, 1956).

The mole ratio of the metal of the activator component to the metal of the bulky ligand metallocene-type catalyst compounds are in the range of ratios between 0.3:1 to 1000:1, preferably 20:1 to 800:1, and most preferably 50:1 to 500:1. Where the activator is an aluminum-free ionizing activator such as those based on the anion tetrakis(pentafluorophenyl)boron, the mole ratio of the metal of the activator component to the metal component is preferably in the range of ratios between 0.3:1 to 3:1.

In one embodiment of the process of the invention, olefin(s), preferably C₂ to C₃₀ olefin(s) or alpha-olefin(s), preferably ethylene or propylene or combinations thereof are prepolymerized in the presence of the bulky ligand metallocene-type catalyst system of the invention prior to the main polymerization. The prepolymerization can be carried out batchwise or continuously in gas, solution or slurry phase including at elevated pressures. The prepolymerization can take place with any alpha-olefin monomer or combination and/or in the presence of any molecular weight controlling agent such as hydrogen. For examples of prepolymerization procedures, see U.S. Patent Nos. 4,923,833, 4,921,825, 5,283,278 and 5,705,578 and European publication EP-B-0279 863 and PCT Publication WO 97/44371 all of which are herein fully incorporated by reference.

Antistatic Agents

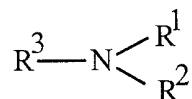
For the purposes of this patent specification and appended claims the term "antistatic agent" is any organic compound containing at least one electron rich heteroatom from Groups IV, V and/or VI and a hydrocarbyl moiety. Non-limiting examples of typical heteroatoms include silicon, oxygen, nitrogen, phosphorus, and sulfur. The antistatic agent should also contain at least one active hydrogen

atom attached to the heteroatom. It is preferable that the hydrocarbyl moiety should have a molecular weight sufficient to give it solubility in typical hydrocarbon solvents, such as, for example a cyclic aliphatic or aromatic hydrocarbon, for example toluene.

5 The antistatic agent may be represented by the formula, $R_mXR'_n$, where R is a branched or straight chain hydrocarbyl group or substituted hydrocarbyl group or groups having one or more carbon atoms, R' is an alkyl hydroxy group such as $-CH_2CH_2OH$, X is at least one heteroatom, which are O, N, P or S atoms or a combination thereof; and n is such that the formula has no net charge.

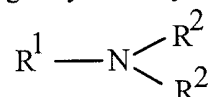
10 Non limiting examples of the following general structures with R being the hydrocarbyl groups are: RNH_2 , R_2NH , $(R'C(OH)_nR'')NH_2$, $(R'C(OH)_nR'')_2NH$, $RCONH_2$, $RCONHR$, $RN(ROH)_2$, RCO_2H , $RC(O)NROH$, $RC(S)OH$, and R_2PO_2H . These compounds include amines, alcohols, phenols, thiols, silanols, diols, acids, and ethers.

15 In another embodiment the antistatic agent of this invention can be expressed by the formula:



20 where R^3 is hydrogen or a branched or preferably a straight chain alkyl group having 1 to 50 carbon atoms. R^1 and R^2 can be the same or different and could be the same as R^3 or contain another heteroatom such as O, N, P or S.

 In another embodiment, the antistatic agent is represented by the following formula for a hydroxy containing alkyl tertiary amine:



25 where R^1 can be hydrogen or a (linear or branched) alkyl group of from 1 to 50 carbon atoms, preferably greater than 12 carbon atoms; R^2 can be a hydroxy group such a $(CH_2)_xOH$ radical where x is an integer from 1 to 50, preferably 2 to 25. Non-limiting examples include Kemamine AS-990 (available from Witco Chemical Corporation, Houston, Texas) having the formula $C_{18}H_{37}N(CH_2CH_2OH)_2$ and Kemamine AS-650 (also available from Witco) having the formula $C_{12}H_{25}N(CH_2CH_2OH)_2$. Other antistatic agents include bishydroxyethylcocoamine, 2,2-(octadecylamino)bis ethanol, polyoxyethylene alkylamine, butyl stearate, glycerol and SPAN-80 (available from ICI Specialties,

30

Wilmington, Delaware) having the formula:

$(\text{CH}_3)(\text{CH}_2)_7\text{CHCH}(\text{CH}_2)_7\text{OCOCH}_2(\text{CHOH})_4\text{CH}_2\text{OH}$ (sorbitan mono-oleate).

Quaternary ammonium compounds, hydrocarbyl sulfates or phosphates can also be used as antistatic agents. Tertiary amines, ethoxylated amines and polyether compounds are preferable antistatic agents. The antistatic agents may also be synthetically derived or otherwise.

Method of Delivery

The supported bulky ligand metallocene-type catalyst compound or catalyst system is delivered into a polymerization reactor by various known methods in the art. For example, U.S. Patent Nos. 4,543,399, which is fully incorporated herein by reference, describes a catalyst feeder mechanism for introducing a catalyst to a reactor. In an embodiment of the invention, the supported metallocene-type catalyst system of the invention may be fed to a reactor in the catalyst feeder mechanism described in PCT publication WO 97/46599, which is fully incorporated herein by reference. Other catalyst feeders useful in the invention include slurry-type feeders, rotary and shot feeders, intermittent and continuous feeders.

The supported bulky ligand metallocene-type catalyst compound or catalyst system is delivered into a polymerization reactor by at least one carrier solution. In another embodiment, the supported bulk ligand metallocene-type catalyst compound or catalyst system is contacted with at least one carrier solution prior to being introduced into the polymerization zone in a polymerization reactor.

In one embodiment of the invention, the supported bulky ligand metallocene-type catalyst system is delivered into the polymerization reactor intermittently or continuously by a carrier solution, preferably the carrier solution is introduced continuously with the supported catalyst system.

In another embodiment of the invention, when transitioning from a first catalyst to a second catalyst, preferably where the first and second catalyst is a bulky ligand metallocene-type catalyst compound, more preferably where the second catalyst is a bridged, bulky ligand metallocene-type catalyst compound, it would be preferable during the transition to use a carrier solution to deliver the second catalyst compound to the polymerization reactor.

In another embodiment of the invention, when starting up a polymerization process the supported bulky ligand metallocene-type catalyst system is initially delivered to the polymerization zone in the reactor by a carrier solution. Once the

polymerization process has stabilized, preferably where the process is producing one or more of the desired product (density and/or melt index), the desired production rate and/or the desired catalyst productivity, the supported bulky ligand metallocene-type catalyst system is then introduced to the reactor without a carrier solution, for example with an inert gas such as nitrogen.

The carrier solution includes at least one antistatic agent, examples of which are described above, and a liquid diluent. The liquid diluent may be any liquid capable of maintaining the antistatic agent in substantially, preferably completely, a dissolved state. Examples of liquid diluents include one or more olefin(s) or non-polymerizable hydrocarbons. Non-limiting examples of olefin(s) include those having from 2 to 20 carbon atoms, such as ethylene, propylene, butene-1, 4-methyl-pentene-1, hexene-1 and octene-1. Non-limiting examples of liquid diluents include saturated or unsaturated hydrocarbons. Examples of suitable liquid diluents are readily volatile liquid hydrocarbons, which may be selected from saturated hydrocarbons containing from 2 to 8 carbon atoms. Some suitable saturated hydrocarbons are propane, n-butane, isobutane, n-pentane, isopentane, neopentane, n-hexane, isohexane, and other saturated C₆ hydrocarbons, n-heptane, n-octane and other saturated C₇ and C₈ hydrocarbons or mixtures thereof. The preferred hydrocarbons are C₄ and C₆ saturated hydrocarbons. It is contemplated that other liquid diluents may include cyclic aliphatic or aromatic hydrocarbon, for example toluene. However, one in the art would appreciate using a liquid diluent having no or little effect on the performance of the catalyst.

It is also within the scope of the invention that the carrier solution, in an embodiment, may include an amount of other components such as olefins, diolefins or mixtures thereof.

It is also contemplated that a gas such as nitrogen, ethylene or propylene or the like, preferably an inert gas such as nitrogen may be used in combination with the carrier solution of the invention.

In one embodiment, the carrier solution has in the range of from about 0.01 to about 20 weight percent of an antistatic agent based on the total weight of the carrier solution, more preferably in the range of from 0.01 to 10 weight percent, still more preferably in the range of from 0.1 to about 5 weight percent, and most preferably in the range of from about 0.1 to about 3 weight percent.

It the most preferred embodiment it is best to maintain the carrier solution at a temperature sufficient to keep the antistatic agent in solution, in a dissolved or substantially dissolved state. Thus, in one embodiment, it is preferred to maintain the carrier solution at above 50 °F (10 °C), preferably greater than 60 °F (16 °C).
5 However, one skilled in the art would recognize that it is important not to exceed a temperature that would adversely affect catalyst performance.

In one embodiment the supported bulky ligand metallocene-type catalyst system, preferably where the supported bulky ligand metallocene-type catalyst system is preformed and/or in a dry state, is slurried with a carrier solution prior
10 its introduction into the reactor.

In another embodiment, the carrier solution contains a sufficient amount of an antistatic agent to yield in the range of from 2 to 100 ppm of the antistatic agent based on the bed weight in the reactor, more preferably in the range of from about 5 to 30 ppm, and most preferably in the range of from about 5 to about 20
15 ppm.

In another embodiment, the carrier solution has an amount of an antistatic agent such that the polymer produced by the process of the invention contains less than 10 ppm antistatic agent, preferably less than 8 ppm.

In one embodiment, the carrier solution is present with the supported
20 bulky ligand metallocene-type catalyst system in an amount such that the antistatic agent is from about 1 weight percent to about 20 weight percent based on the total weight of the catalyst system charged or introduced to the polymerization reactor, preferably from 1 weight percent to about 10 weight percent, most preferably from about 3 weight percent to 8 weight percent.

In yet another embodiment, where an antistatic agent is introduced into the reactor in addition to that which is in the carrier solution, the total amount of antistatic agent used is such that less than 20 ppm antistatic agent, preferably less than 10 ppm antistatic agent is contained in the polymer being produced.
25

In one preferred embodiment of the invention a catalyst feeder mechanism, particularly for use in a gas phase polymerization process is shown in Figure 1.
30 The catalyst feeder (10) includes a catalyst vessel (12) for containing a polymerization catalyst, preferably in the presence of an inert gas. The catalyst vessel (12) is connected to a catalyst injection tube (14) within a support tube (16). The catalyst injection tube (14) is for delivering the catalyst into a reactor vessel (18). The support tube (16) protrudes through a reactor wall (20),
35

preferably into a reaction zone (22) within the reactor vessel (18). The polymerization catalyst, and in one embodiment the supported bulky ligand metallocene-type catalyst compound, is introduced into the catalyst injection tube (14) and the liquid diluent is injected into the support tube (16) through a line (24). The antistatic agent is introduced into line (24) through another line (26) that leads into line (24). In one embodiment of the invention the catalyst injection tube (14) is recessed from the end of the support tube (16) to allow contact of the supported catalyst system with a carrier solution (antistatic agent and liquid diluent) prior to the supported catalyst system exits the support tube (16). The catalyst injection tube (14) may be recessed about 2.5 inches (6.4 cm) inward from the end of the support tube (16). The supported catalyst system is introduced with a gas, preferably an inert gas such as nitrogen, to the catalyst injection tube (14) from a typical catalyst vessel (12), particularly a dry catalyst feeder vessel. Non-limiting example of a catalyst feeder is described in U.S. Patent No. 3,779,712, which is fully incorporated herein by reference.

In another embodiment of the invention a catalyst feeder mechanism specifically used in a slurry polymerization process is utilized. Such a catalyst slurry feeder can be adapted similarly to the above by those of skill in the art.

In an embodiment of the invention the contact time of the supported bulky ligand metallocene-type catalyst system with the carrier solution prior to the supported bulky ligand metallocene catalyst system entering the polymerization zone in the reactor is in the range of from several days to less than a few seconds to less than one second, preferably less than 1 hour, more preferably less than 1 minute, even more preferably less than 30 seconds, still even more preferably less than 15 seconds, and most preferably less than about 2 seconds.

Polymerization Process

The bulky ligand metallocene-type catalyst compounds and catalyst systems of the invention described above are suitable for use in any polymerization process. The polymerization process of the invention includes a solution, gas or slurry process (including a high pressure process) or a combination thereof, more preferably a gas or slurry phase process.

In an embodiment, this invention is directed toward the solution, slurry or gas phase polymerization or copolymerization reactions involving the polymerization of one or more of the olefin monomer(s) having from 2 to 30 carbon atoms, preferably 2 to 12 carbon atoms, and more preferably 2 to 8 carbon

atoms. The invention is particularly well suited to the copolymerization reactions involving the polymerization of one or more olefin monomers of ethylene, propylene, butene-1, pentene-1, 4-methyl-pentene-1, hexene-1, octene-1, decene-1, and cyclic olefins or a combination thereof. Other monomers can include vinyl
5 monomers, diolefins such as dienes, polyenes, norbornene, norbornadiene monomers. Preferably a copolymer of ethylene is produced, where the comonomer is at least one alpha-olefin having from 4 to 15 carbon atoms, preferably from 4 to 12 carbon atoms, and most preferably from 4 to 8 carbon atoms.

10 In another embodiment ethylene or propylene is polymerized with at least two different comonomers to form a terpolymer; the preferred comonomers are a combination of alpha-olefin monomers having 4 to 10 carbon atoms, more preferably 4 to 8 carbon atoms, optionally with at least one diene monomer. The preferred terpolymers include the combinations such as ethylene/butene-1/hexene-1,
15 ethylene/propylene/butene-1, propylene/ethylene/hexene-1, ethylene/propylene/norbornene and the like.

In the most preferred embodiment the process of the invention relates to the polymerization of ethylene and at least one comonomer having from 4 to 8 carbon atoms in the presence of a bulky ligand metallocene-type catalyst
20 compound and an activator supported on a carrier. Particularly, the comonomers are butene-1, 4-methyl-pentene-1, hexene-1 and octene-1, the most preferred being hexene-1.

Typically in a gas phase polymerization process a continuous cycle is employed where in one part of the cycle of a reactor system, a cycling gas stream, otherwise known as a recycle stream or fluidizing medium, is heated in the reactor
25 by the heat of polymerization. This heat is removed from the recycle composition in another part of the cycle by a cooling system external to the reactor. Generally, in a gas fluidized bed process for producing polymers, a gaseous stream containing one or more monomers is continuously cycled through a fluidized bed
30 in the presence of a catalyst under reactive conditions. The gaseous stream is withdrawn from the fluidized bed and recycled back into the reactor. Simultaneously, polymer product is withdrawn from the reactor and fresh monomer is added to replace the polymerized monomer. (See for example U.S. Patent Nos. 4,543,399, 4,588,790, 5,028,670, 5,317,036, 5,352,749, 5,405,922,

5,436,304, 5,453,471, 5,462,999, 5,616,661 and 5,668,228 all of which are fully incorporated herein by reference.)

The reactor pressure in a gas phase process may vary from about 100 psig (690 kPa) to about 500 psig (3448 kPa), preferably in the range of from about 200
5 psig (1379 kPa) to about 400 psig (2759 kPa), more preferably in the range of from about 250 psig (1724 kPa) to about 350 psig (2414 kPa).

The reactor temperature in the gas phase process may vary from about 30°
C to about 120°C, preferably from about 60°C to about 115°C, more preferably in the range of from about 70°C to 110°C, and most preferably in the range of from
10 about 70°C to about 95°C.

Other gas phase processes contemplated by the process of the invention include those described in U.S. Patent Nos. 5,627,242, 5,665,818 and 5,677,375, and European publications EP-A- 0 794 200, EP-A- 0 802 202 and EP-B- 634 421 all of which are herein fully incorporated by reference.

15 In a preferred embodiment, the reactor utilized in the present invention is capable and the process of the invention is producing greater than 500 lbs of polymer per hour (227 Kg/hr) to about 200,000 lbs/hr (90,900 Kg/hr) or higher of polymer, preferably greater than 1000 lbs/hr (455 Kg/hr), more preferably greater than 10,000 lbs/hr (4540 Kg/hr), even more preferably greater than 25,000 lbs/hr
20 (11,300 Kg/hr), still more preferably greater than 35,000 lbs/hr (15,900 Kg/hr), still even more preferably greater than 50,000 lbs/hr (22,700 Kg/hr) and most preferably greater than 65,000 lbs/hr (29,000 Kg/hr) to greater than 100,000 lbs/hr (45,500 Kg/hr).

A slurry polymerization process generally uses pressures in the range of
25 from about 1 to about 50 atmospheres and even greater and temperatures in the range of 0°C to about 120°C. In a slurry polymerization, a suspension of solid, particulate polymer is formed in a liquid polymerization diluent medium to which ethylene and comonomers and often hydrogen along with catalyst are added. The suspension including diluent is intermittently or continuously removed from the
30 reactor where the volatile components are separated from the polymer and recycled, optionally after a distillation, to the reactor. The liquid diluent employed in the polymerization medium is typically an alkane having from 3 to 7 carbon atoms, preferably a branched alkane. The medium employed should be liquid under the conditions of polymerization and relatively inert. When a
35 propane medium is used the process must be operated above the reaction diluent

critical temperature and pressure. Preferably, a hexane or an isobutane medium is employed.

5 A preferred polymerization technique of the invention is referred to as a particle form polymerization, or a slurry process where the temperature is kept below the temperature at which the polymer goes into solution. Such technique is well known in the art, and described in for instance U.S. Patent No. 3,248,179 which is fully incorporated herein by reference. Other slurry processes include those employing a loop reactor and those utilizing a plurality of stirred reactors in series, parallel, or combinations thereof. Non-limiting examples of slurry
10 processes include continuous loop or stirred tank processes. Also, other examples of slurry processes are described in U.S. Patent No. 4,613,484, which is herein fully incorporated by reference.

In an embodiment the reactor used in the slurry process of the invention is capable of and the process of the invention is producing greater than 2000 lbs of
15 polymer per hour (907 Kg/hr), more preferably greater than 5000 lbs/hr (2268 Kg/hr), and most preferably greater than 10,000 lbs/hr (4540 Kg/hr). In another embodiment the slurry reactor used in the process of the invention is producing greater than 15,000 lbs of polymer per hour (6804 Kg/hr), preferably greater than 25,000 lbs/hr (11,340 Kg/hr) to about 100,000 lbs/hr (45,500 Kg/hr).

20 Examples of solution processes are described in U.S. Patent Nos. 4,271,060 and 5,589,555, which are fully incorporated herein by reference

A preferred process of the invention is where the process, preferably a slurry or gas phase process is operated in the absence of or essentially free of any scavengers, such as triethylaluminum, trimethylaluminum, tri-isobutylaluminum
25 and tri-n-hexylaluminum and diethyl aluminum chloride, dibutyl zinc and the like. This preferred process is described in PCT publication WO 96/08520 and U.S. Patent No. 5,712,352, which are herein fully incorporated by reference.

It has been discovered that a polymerization process utilizing the catalyst delivery method of the invention may be operated with a small amount of
30 scavenger with reduced or no effect on process operability and catalyst performance. Thus, in one embodiment, the invention provides a process for polymerizing olefin(s) in a reactor in the presence of a supported bulky ligand metallocene-type catalyst system and a scavenger to produce a polymer product, wherein the supported bulky ligand metallocene-type catalyst system is introduced

to the reactor by a carrier solution, the carrier solution comprising an antistatic agent and a liquid diluent.

It has also been discovered that using the catalyst delivery method of the invention it is easier to produce fractional melt index and higher density polymers. In one embodiment the invention provides a process for polymerizing olefin(s) in a reactor in the presence of a supported bulky ligand metallocene-type catalyst system to produce a polymer product, wherein the supported bulky ligand metallocene-type catalyst system is introduced to the reactor by a carrier solution, and optionally with an inert gas, the carrier solution comprising an antistatic agent and a liquid diluent and the polymer product has a melt index less than about 1 dg/min and a density greater than 0.920 g/cc, more preferably the polymer product has a melt index less than about 0.75 dg/min and a density greater than 0.925 g/cc.

Polymer Product of the Invention

The polymers produced by the process of the invention can be used in a wide variety of products and end-use applications. The polymers typically have a density in the range of from 0.86g/cc to 0.97 g/cc, preferably in the range of from 0.88 g/cc to 0.965 g/cc, more preferably in the range of from 0.900 g/cc to 0.96 g/cc, even more preferably in the range of from 0.905 g/cc to 0.95 g/cc, yet even more preferably in the range from 0.910 g/cc to 0.940 g/cc, and most preferably greater than 0.915 g/cc, preferably greater than 0.920 g/cc, and most preferably greater than 0.925 g/cc.

The polymers of the invention typically have a narrow molecular weight distribution, a weight average molecular weight to number average molecular weight (M_w/M_n) of greater than 1.5 to about 10, particularly greater than 2 to about 8, more preferably greater than about 2.2 to less than 8.

Also, the polymers of the invention typically have a narrow composition distribution as measured by Composition Distribution Breadth Index (CDBI). Further details of determining the CDBI of a copolymer are known to those skilled in the art. See, for example, PCT Patent Application WO 93/03093, published February 18, 1993 which is fully incorporated herein by reference.

The polymers of the invention in one embodiment have CDBI's generally in the range of greater than 50% to 99%, preferably in the range of 55% to 85%, and more preferably 60% to 80%, even more preferably greater than 60%, still even more preferably greater than 65%.

The polymers of the present invention in one embodiment have a melt index (MI) or (I_2) as measured by ASTM-D-1238-E in the range from 0.01 dg/min to 1000 dg/min, more preferably from about 0.01 dg/min to about 100 dg/min, even more preferably from about 0.1 dg/min to about 50 dg/min, and most preferably from about 0.1 dg/min to about 10 dg/min.

The polymers of the invention in one embodiment have a melt index ratio (I_{21}/I_2) (I_{21} is measured by ASTM-D-1238-F) of from 10 to less than 25, more preferably from about 15 to less than 25.

The polymers of the invention in a preferred embodiment have a melt index ratio (I_{21}/I_2) (I_{21} is measured by ASTM-D-1238-F) of from preferably greater than 25, more preferably greater than 30, even more preferably greater than 40, still even more preferably greater than 50 and most preferably greater than 65.

Polymers produced by the process of the invention are useful in such forming operations as film, sheet, and fiber extrusion and co-extrusion as well as blow molding, injection molding and rotary molding. Films include blown or cast films formed by coextrusion or by lamination useful as shrink film, cling film, stretch film, sealing films, oriented films, snack packaging, heavy duty bags, grocery sacks, baked and frozen food packaging, medical packaging, industrial liners, membranes, etc. in food-contact and non-food contact applications. Fibers include melt spinning, solution spinning and melt blown fiber operations for use in woven or non-woven form to make filters, diaper fabrics, medical garments, geotextiles, etc. Extruded articles include medical tubing, wire and cable coatings, geomembranes, and pond liners. Molded articles include single and multi-layered constructions in the form of bottles, tanks, large hollow articles, rigid food containers and toys, etc.

EXAMPLES

In order to provide a better understanding of the present invention including representative advantages thereof, the following examples are offered.

The properties of the polymer were determined by the following test methods:

Density is measured in accordance with ASTM-D-1238.

MWD, or polydispersity, is a well-known characteristic of polymers. MWD is generally described as the ratio of the weight average molecular weight (M_w) to the number average molecular weight (M_n). The ratio of M_w/M_n can be measured by gel permeation chromatography techniques well known in the art.

EXAMPLE 1**Preparation of Catalyst A**

Davison grade 948 silica (available from W.R. Grace, Davison Chemical Division, Baltimore, Maryland) was dehydrated to 600°C and used as the support. The dehydrated silica (850g) was charged into a 2 gal. reactor and 1060 ml of 30 wt% methylalumoxane (MAO) (available from Albemarle Corporation, Baton Rouge, Louisiana) was added with slow agitation. Toluene (2000 ml) was then charged to the reactor and the mixture was allowed to stir at 150°F (66°C) for 4 hours. Following the MAO reaction time, 23 grams of bis-(1,3-methyl-n-butyl cyclopentadienyl) zirconium dichloride was added as a 10 wt% solution in toluene. Reaction time for the bulky ligand metallocene-type catalyst compound was 1 hour after which the catalyst system was dried with N₂ under a vacuum. Drying time was 3 hours at 150°F (66°C) and at a reduced agitator speed of 30 rpm. A total of 1200 grams of dried free flowing catalyst was isolated.

EXAMPLE 2**Preparation of Catalyst B**

Into a 10 gal. reactor was added 23 liters of a 15 wt% trimethylaluminum (TMA) solution in heptane. While agitating the solution, 4.2 kg of silica (Davison 948 grade available from W.R. Grace, Davison Chemical Division, Baltimore, Maryland) was added slowly. The silica had a measured loss-on-ignition (LOI) of 12.5 wt% (LOI can be measured by determining the weight loss of the support material which has been held at temperature of about 1000°C for about 16 hours) and was added via a dip tube slowly to prevent the reaction temperature from going above 50°F (10°C). After all of the silica was added, 94.5 g of the bulky ligand metallocene-type catalyst compound, bis(1,3-methyl n-butyl cyclopentadienyl) zirconium dichloride, was added as a 10 wt% solution in heptane. The mixture was then allowed to react while stirring for 1 hour at 150°F (66°C) after which the agitation was stopped; the slurry was allowed to settle and the liquid layer was removed by decanting. Four hexane washes were then carried out by introducing 20 liters of hexane each time, stirring, allowing the solids to settle and decanting. Drying of the catalyst was then initiated with N₂ flow at 150°F (66°C) with slow intermittent agitation until the catalyst was free flowing.

EXAMPLE 3**Preparation of Catalyst C**

Into a 2 gallon reactor was charged first with 2.0 liters of toluene then 1060 g of 30 wt% MAO solution in toluene (available from Albemarle), followed by 23.1 g of bis(1,3-methyl-n-butyl cyclopentadienyl) zirconium dichloride as a 10% solution in toluene. The mixture was stirred for 60 minutes at room temperature after which 850 g of silica (Davison 948 dehydrated at 600°C) was added to the liquid with slow agitation. Stirring speed was increased for approximately 10 minutes to insure dispersion of the silica into the liquid and then appropriate amount of toluene was added to make up a slurry of liquid to solid having a consistency of 4 cc/g of silica. Mixing was continued for 15 minutes at 120 rpm after which 6 g of surface modifier, Kemamine AS-990 (available Witco Corporation, Memphis, Tennessee) was dissolved in 100 cc of toluene and was added and stirred for 15 minutes. Drying was then initiated by vacuum and some N₂ purge at 175°F (79.4°C). When the catalyst appeared to be free flowing it was cooled down and discharged into a nitrogen purged vessel. An approximate yield of 1.0 kg of dry catalyst was obtained.

Polymerization Process

Into a 2 liter autoclave reactor under a nitrogen purge was charged with triethylaluminum (TEAL), followed by 60 cc of hexene-1 comonomer and 800 cc of isobutane diluent. The content of the reactor was heated to 80°C after which, separately, 100 mg of the supported catalysts above Catalyst A, B and C was coinjected with a carrier solution having the indicated amount of antistatic agent, Kemamine AS-990, as in Table 1. The supported catalyst and carrier solution was introduced concurrently with ethylene to make up a total reactor pressure of 325 psig (2240 kPa). The reactor temperature was maintained at 85°C and the polymerization was allowed to proceed for 40 min. After 40 minutes the reactor was cooled, ethylene was vented off and the polymer dried and weighed to obtain the polymer yield. Table 1 provides the yield and activity data using metallocene catalyst with different levels of coinjected Kemamine AS-990.

Table 1

Example	Catalyst	AS-990 Amount⁽¹⁾	Activity (g/PE/gCat·h)	Fouling
4	A	None	1725	Medium
5	B	3 wt%	1830	None
6	C	5 wt%	1560	None

⁽¹⁾Amount based on the total weight of the supported catalyst.

5 The above examples in Table 1 illustrate the use in combination of Kemamine AS-990 containing carrier solution with the supported bulky ligand metallocene-type catalyst systems prior to polymerization. The data shows that the carrier solution did not have a negative effect on activity, and reactor fouling was virtually eliminated.

10 Examples 7-12, in Table 2, show the effect on the performance of Catalyst B when using carrier solutions containing the antistatic agents Kemamine AS-990 and Kemamine AS-650.

Table 2

Example	Antistatic Agent	Amount (wt%)	Activity (g/PE/gCat·h)	Fouling
7	None	0	1200	High
8	AS990	3	1440	None
9	AS990	3	1545	None
10	None	0	1170	High
11	AS650	2.5	1470	None
12	AS650	2.5	1410	None

15 The above examples 7-12 of Table 2 illustrate that carrier solutions containing Kemamine AS-650 and Kemamine AS-990 have a beneficial effect on reactor operability.

20 Examples 13-17 in Table 3 illustrate the effect of a carrier solution containing Kemamine AS-990 on Catalyst C performance in the presence of

different alkyl scavengers, specifically tri-ethylaluminum (TEAL) and tri-isobutylaluminum (TIBAL).

Table 3

Example	Scavenger	Antistatic Agent (wt%)	Activity (g/PE/gCat·h)	Fouling
13	TEAL	0	1950	Low
14	TEAL	2	1695	None
15	TIBAL	0	2640	Medium
16	TIBAL	2	2430	None
17	TIBAL	4	2295	None

5

The results in Table 3 illustrate that even in the presence of scavengers such as aluminum alkyls that typically increase the level of fouling as seen in Examples 13 and 15, the coinjection of the bulky ligand metallocene-type catalyst system with a carrier solution eliminates the fouling/sheeting tendency of the supported bulky ligand metallocene-type catalyst system.

10

Example 18

Preparation of Catalyst D

The bulky ligand metallocene-type catalyst compound used in this Example 18 is a dimethylsilyl-bis(tetrahydroindenyl)zirconium dichloride ($\text{Me}_2\text{Si}(\text{H}_4\text{Ind})_2\text{ZrCl}_2$) available from Albemarle Corporation, Baton Rouge, Louisiana. The ($\text{Me}_2\text{Si}(\text{H}_4\text{Ind})_2\text{ZrCl}_2$) catalyst compound was prepared on Crosfield ES-70 grade silica which is dehydrated at 600°C having an approximately a 1.0 weight percent water content. The Crosfield ES-70 grade silica having an Average Particle Size of 40 microns is available from Crosfield, Manchester, England.

15

20

25

The first step in the manufacture of the supported metallocene-type catalyst above involves forming a precursor solution. 460 lbs (209 kg) of sparged and dried toluene is added to an agitated reactor after which 1060 lbs (482 kg) of a 30 weight percent methylaluminoxane (Albemarle Corp., Baton Rouge, LA.) is added. 947 lbs (430 kg) of a 2 weight percent toluene solution of a dimethylsilyl-bis(tetrahydroindenyl)zirconium dichloride catalyst compound and 600 lbs (272 kg) of additional toluene are introduced into the reactor. The precursor solution is then stirred at 80°F to 100 °F (26.7 to 37. 8 °C) for one hour.

While stirring the precursor solution above, 850 lbs (386 kg) of 600 °C dehydrated silica as described above is added slowly to the precursor solution and the mixture agitated for 30 min. at 80°F to 100 °F (26.7 to 37. 8 °C). At the end of the 30 min. agitation of the mixture, 240 lbs (109kg) of a 10 weight percent
5 toluene solution of AS-990 (N,N-bis(2-hydroxyethyl) octadecylamine ((C₁₈H₃₇N(CH₂CH₂OH)₂) available as Kemamine AS-990 Witco Corporation, Memphis, Tennessee, is added together with an additional 110 lbs (50 kg) of a toluene rinse and the reactor contents then mixed for 30 min. while heating to 175°F (79°C). After 30 min. vacuum is applied and the catalyst mixture dried at
10 175°F (79°C) for about 15 hours to a free flowing powder. The final catalyst weight was 1200 lbs (544 kg) and had a Zr wt% of 0.35 and an Al wt% of 12.0.

Polymerization Process

The catalyst system of Examples 18 was then tested in a continuous gas phase fluidized bed reactor which comprised a nominal 18 inch, schedule 60
15 reactor having an internal diameter of 16.5 inches. The fluidized bed is made up of polymer granules. The gaseous feed streams of ethylene and hydrogen together with liquid comonomer were mixed together in a mixing tee arrangement and introduced below the reactor bed into the recycle gas line. Hexene-1 was used as the comonomer. The individual flow rates of ethylene, hydrogen and comonomer
20 were controlled to maintain fixed composition targets. The ethylene concentration was controlled to maintain a constant ethylene partial pressure. The hydrogen was controlled to maintain a constant hydrogen to ethylene mole ratio. The concentration of all the gases were measured by an on-line gas chromatograph to ensure relatively constant composition in the recycle gas stream. The solid
25 supported bulky ligand metallocene-type catalyst system was injected directly into the fluidized bed using purified nitrogen at 1.5 lbs/hr (0.68 kg/hr). Additionally, a carrier solution, a 2000 ppm Kemamine AS-990 solution in hexane, was fed into the catalyst addition probe (catalyst injection tube) in a location close to the reactor inlet and in another location further back from the reactor inlet. In one
30 case, a small hexane (1.5 lbs/hr(0.68 Kg/hr)) and nitrogen (3 lbs/hr(1.36 Kg/hr)) flow were maintained to flush the catalyst through the 1/8 inch (0.32 cm) probe. In another case, only the nitrogen was added in addition to the Kemamine AS-990 solution fed to the catalyst probe and the rate of nitrogen was limited to 1.5 lbs/hr (0.68 Kg/hr). The probe location was varied from the standard location which is
35 approximately 26 inches (66 cm) above the product discharge port to a site

approximately 40 inches (102 cm) above the product discharge port. (See Figure 1) The reacting bed of growing polymer particles is maintained in a fluidized state by the continuous flow of the make up feed and recycle gas through the reaction zone. A superficial gas velocity of 1-3 ft/sec (30.5 cm/sec to 91.4
5 cm/sec) was used to achieve this. The reactor was operated at a total pressure of 300 psig (2069 kPa) and a superficial gas velocity of 2.25 ft/sec (68.6 cm/sec) was used to achieve fluidization of the granules. To maintain a constant reactor temperature, the temperature of the recycle gas is continuously adjusted up or down to accommodate any changes in the rate of heat generation due to the
10 polymerization. The fluidized bed was maintained at a constant height by withdrawing a portion of the bed at a rate equal to the rate of formation of particulate product. The product is removed semi-continuously via a series of valves into a fixed volume chamber, which is simultaneously vented back to the reactor. This allows for highly efficient removal of the product, while at the same
15 time recycling a large portion of the unreacted gases back to the reactor. This product is purged to remove entrained hydrocarbons and treated with a small stream of humidified nitrogen to deactivate any trace quantities of residual catalyst.

The polymerization conditions for polymerization utilizing the catalyst
20 system of Example 18 and results are set forth in Table 4 below. The carrier solution, Kemamine AS-990 was fed as a 2000 ppm solution in hexane. The Kemamine AS-990 containing solution was fed using a delivery meter into the catalyst probe which had no annular flush. Kemamine AS-990 flow was regulated to 300 cc/hr and then raised to 400 cc/hr during the test. The resulting
25 concentration of Kemamine AS-990 on a catalyst basis was 3.8 wt% Kemamine AS-990 g/g solid catalyst. On a polymer basis, this was 8 ppm on a gram Kemamine AS-990/g polymer basis. The location to which carrier solution, the Kemamine AS-990 and hexane, was added to the catalyst probe is approximately 4 ft (122 cm) from the reactor.

Table 4

Examples	Example 18
Catalyst	Catalyst D
Temperature (°F) (°C)	185 (85)
Pressure (psi) (kPa)	300 (2069)
C ₂ Partial Pressure (psia) (kPa)	205 (1414)
Ethylene (mole %)	70
Hydrogen (mole ppm)	765
Hydrogen/Ethylene Conc. ratio	10.93
Hexene (mole %)	0.63
Hexene/Ethylene Conc. ratio	0.009
Bed Weight (lbs) (Kg)	600 (273)
Residence Time (hrs)	3.7
Gas Velocity (ft/sec) (cm/sec)	2.25 (68.6)
Production Rate (lbs/hr) (Kg/Hr)	160 (72.7)
Bulk Density (g/cc)	0.48

5

TABLE 6

EXAMPLE	19	20	21	22
Start Date	11/6	11/10	1/10	1/16
End Date	11/18	11/17	1/15	1/16
BTO's	73	39	30.4	2.7
Catalyst	D	D	D	D
Cat. Activity (lbs PE/lb cat)	6300	6100	4995	4830
MI (dg/min)	1.94	1.99	1.42	1.47
Density (g/cc)	0.9197	0.9210	0.9194	0.9188
Resin bulk density (g/cc)	0.48	0.48	0.46	0.48
AS-990 Carrier solution	Yes	Yes	Yes	No

Examples 19 and 20 of Table 6 using the delivery method of the invention resulted in extended polymerization runs of 73 and 39 bed turnovers, respectively. Examples 21 and 22 was one continuous run in the same reactor. As you can see from the data using the method of delivery of the invention with Catalyst D in this example resulted in about 30 bed turnovers (Example 21) and when using the same catalyst at similar process conditions without coinjection of a carrier solution, after only about 2.7 bed turnovers the reactor had to be shut-down due to fouling and sheeting (Example 22).

While the present invention has been described and illustrated by reference to particular embodiments, those of ordinary skill in the art will appreciate that the invention lends itself to variations not necessarily illustrated herein. For example, it is contemplated that an antistatic agent can be added to reactor in addition to being used in a carrier solution. It is also contemplated that the delivery method of the invention can be used in a series reactor process. The delivery method and catalyst feeder may be used with conventional Ziegler-Natta or Phillips-type catalysts in gas phase or slurry phase. For this reason, then, reference should be made solely to the appended claims for purposes of determining the true scope of the present invention.

CLAIMS

We Claim:

1. A method for delivering a supported bulky ligand metallocene-type catalyst system to a gas or slurry phase polymerization reactor utilizing a carrier solution comprising an antistatic agent and a liquid diluent, wherein the carrier solution serves to flush the supported bulky ligand metallocene-type catalyst system into the reactor.
2. A gas or slurry phase process for polymerizing olefin(s) in a reactor in the presence of a supported bulky ligand metallocene-type catalyst system, wherein the supported bulky ligand metallocene-type catalyst system is introduced to the reactor by a carrier solution, the carrier solution comprising an antistatic agent and a liquid diluent.
3. A continuous gas phase process for polymerizing monomer(s) in a reactor, said process comprising the steps of:
 - a) introducing a recycle stream into the reactor, the recycle stream comprising one or more monomer(s) and;
 - b) introducing a supported bulky ligand transition metal metallocene-type catalyst system contacted with a carrier solution, the carrier solution comprising an antistatic agent and a liquid diluent, into the reactor;
 - c) withdrawing the recycle stream from the reactor;
 - d) cooling the recycle stream;
 - e) introducing into the reactor additional monomer and additional comonomer to replace the one or more monomer(s) polymerized;
 - f) reintroducing the recycle stream into the reactor; and
 - g) withdrawing a polymer product from the reactor.
4. A continuous gas phase fluidized bed process for polymerizing olefins(s) in the presence of a supported bulky ligand metallocene-type catalyst system in a reactor, the supported bulky ligand metallocene-type catalyst system contacted with a carrier solution comprising an antistatic agent are introduced into the reactor vessel through a catalyst injection tube, wherein

the process comprises the step of withdrawing greater than 500 lbs (227 Kg) of a polymer product per hour, preferably greater than 25,000 lbs (90,900 Kg) of polymer product per hour, the polymer product having a melt index less than 1 dg/min, a density greater than 0.920g/cc, preferably greater than 0.925 g/cc, and containing less than 10 ppm of the antistatic agent.

5. The method or process of any one of the preceeding claims wherein the antistatic agent is represented by the formula, $R_mXR'_n$, where R is a branched or straight chain hydrocarbyl group or substituted hydrocarbyl group or groups having one or more carbon atoms, R' is an alkyl hydroxy group or groups having one or more carbon atoms, X is at least one heteroatom; and n is such that the formula has no net charge, preferably the antistatic agent is a hydroxy containing alkyl tertiary amine; and the liquid diluent is one or more of the group consisting of an olefin having from 2 to 20 carbon atoms and a nonpolymerizable saturated or unsaturated hydrocarbon.
6. The method or process of any one of the preceeding claims wherein the carrier solution comprises about 0.1 to 5 weight percent of the antistatic agent based on the total weight of the carrier solution.
7. The method or process of any one of the preceeding claims wherein the carrier solution is maintained at a temperature above 50 °C at the time of contact with the supported bulky ligand metallocene-type catalyst system, preferably the time of contact is less than one minute prior to the supported bulky ligand metallocene-type catalyst system is flushed into the reactor.
8. The method or process of any one of the preceeding claims wherein the carrier solution and the supported bulky ligand metallocene-type catalyst system are flushed continuously or intermittently, optionally with a gas, through a catalyst injection tube into the reactor.
9. The method or process of any one of the preceeding claims wherein the reactor is a gas phase reactor having a fluidized bed having a bed weight wherein the carrier solution contains a sufficient amount of an antistatic

agent to yield in the range of from 2 to 50 ppm of the antistatic agent based on the bed weight in the reactor.

10. The process of claim 3 wherein the polymer product comprises less than 10 ppm of the antistatic agent and has a melt index less than 1 dg/min and a density greater than 0.920g/cc, preferably a melt index less than 0.75 dg/min and a density greater than 0.925g/cc.
11. The method or process of any one of the preceeding claims wherein the supported bulky ligand metallocene-type catalyst system comprises an inorganic support material having a particle size in the range of from 10 microns to 80 microns.
12. The method or process of any one of the preceeding claims wherein the supported bulky ligand metallocene-type catalyst system is a supported bridged bulky ligand metallocene-type catalyst system.
13. The process of claim 3 wherein the supported bulky ligand transition metal metallocene-type catalyst system is introduced into the reactor with the carrier solution upon start-up or until the desired catalyst productivity, polymer density or melt index are achieved, thereafter the introduction of the carrier solution is halted and the supported bulky ligand transition metal metallocene-type catalyst system is introduced into the reactor by an inert gas.
14. A polymerization catalyst composition comprising a supported bulky ligand metallocene-type catalyst system and a carrier solution, the carrier solution comprising an antistatic agent and a liquid diluent.
15. A catalyst feeder for use in combination with a reactor vessel having within the reactor vessel a reaction zone, the catalyst feeder comprising a catalyst vessel for containing a polymerization catalyst, the catalyst vessel connected to a catalyst injection tube for delivering the polymerization catalyst to the reaction zone, the catalyst injection tube being disposed within a support tube that protrudes through the reactor vessel wall, and

the catalyst feeder further comprising a means for contacting the polymerization catalyst with a carrier solution comprising an antistatic agent and a liquid diluent prior to the polymerization catalyst entering the reaction zone.

16. The catalyst feeder of claim 15 wherein the means for contacting includes a carrier tube for introducing the carrier solution to the catalyst injection tube, or the means for contacting is a carrier line for introducing the carrier solution into the support tube and that the catalyst injection tube is recessed sufficiently to provide contact of the polymerization catalyst with the carrier solution prior to their entering the reaction zone, or the means for contacting is at least two delivery lines, one for delivering the antistatic agent and one for delivering the liquid diluent, preferably the at least two delivery lines enter a mixing vessel where the antistatic agent and liquid diluent are combined to form the carrier solution, more preferably, at least one of the delivery lines is connected to the other resulting in the mixing of the antistatic agent and liquid diluent in at least one of the delivery lines.
17. The catalyst feeder of claim 15 wherein the catalyst feeder further comprises a gas line for introducing a gas into the catalyst feeder.
18. The catalyst feeder of claim 15 wherein catalyst feeder further comprises a means for maintaining the carrier solution at a temperature above 50 °C.

1/1

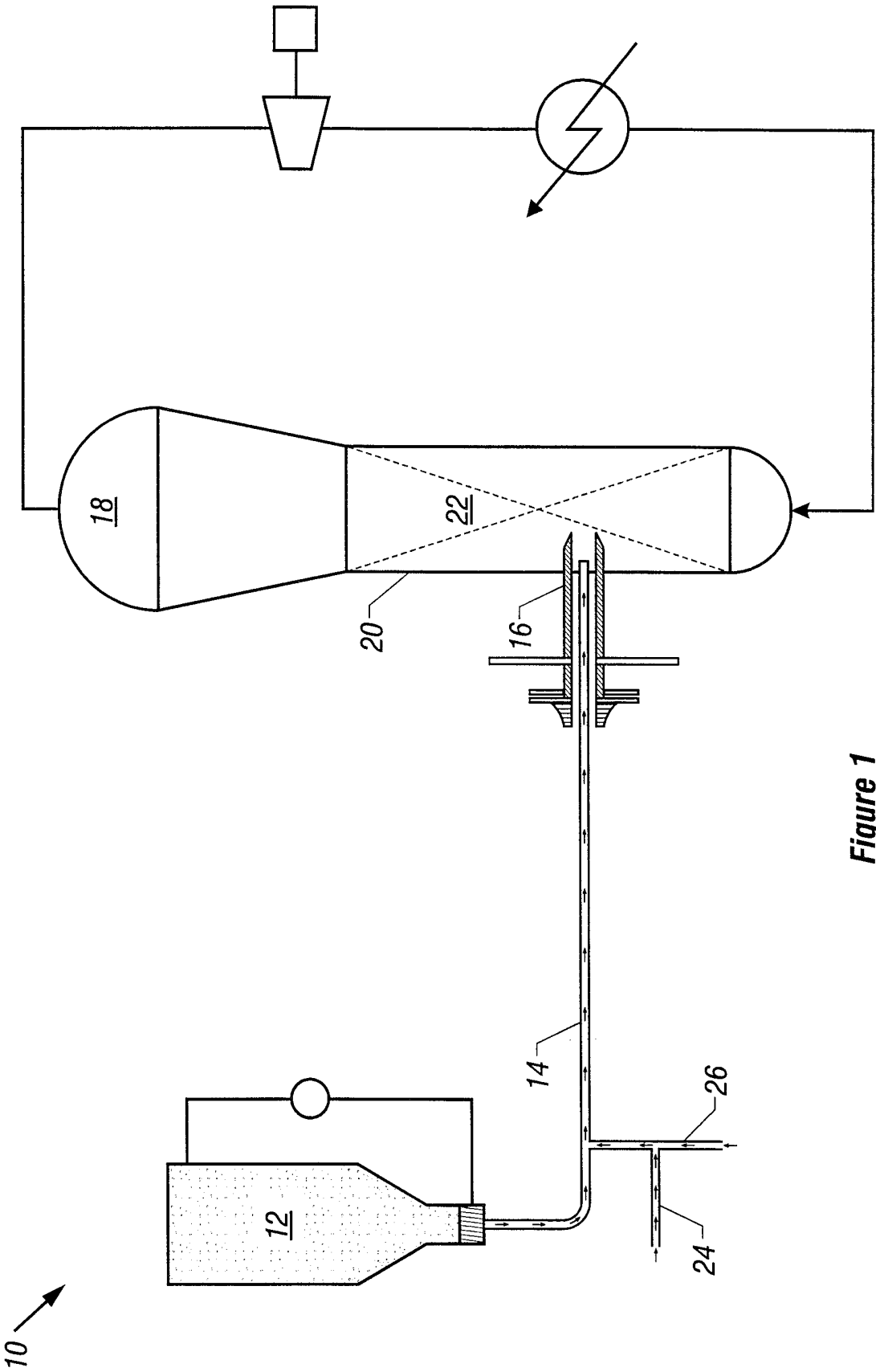


Figure 1

INTERNATIONAL SEARCH REPORT

Interr. Appl. No.
PCT/US 99/11747

A. CLASSIFICATION OF SUBJECT MATTER

IPC 6 C08F2/40 C08F10/00 C08F4/607 B01J8/00

According to International Patent Classification (IPC) or to both national classification and IPC

B. FIELDS SEARCHED

Minimum documentation searched (classification system followed by classification symbols)

IPC 6 C08F B01J

Documentation searched other than minimum documentation to the extent that such documents are included in the fields searched

Electronic data base consulted during the international search (name of data base and, where practical, search terms used)

C. DOCUMENTS CONSIDERED TO BE RELEVANT

Category *	Citation of document, with indication, where appropriate, of the relevant passages	Relevant to claim No.
Y	WO 98 20045 A (UNION CARBIDE CHEM PLASTIC) 14 May 1998 (1998-05-14) page 17, paragraph 2 page 22, line 3 - page 23, line 8; claims ---	1-14
X	WO 96 11960 A (EXXON CHEMICAL PATENTS INC) 25 April 1996 (1996-04-25) cited in the application	1,2,5-14
Y	page 11, line 13 - page 12, line 29 page 13, line 10 - line 29 page 15, line 21 - line 23; claims ---	1-14
X	DE 196 15 953 A (BASF AG) 23 October 1997 (1997-10-23) page 8, line 25 - line 30; claims --- -/--	1,2,5-14

☒ Further documents are listed in the continuation of box C.

☒ Patent family members are listed in annex.

* Special categories of cited documents:

"A" document defining the general state of the art which is not considered to be of particular relevance

"E" earlier document but published on or after the international filing date

"L" document which may throw doubts on priority claim(s) or which is cited to establish the publication date of another citation or other special reason (as specified)

"O" document referring to an oral disclosure, use, exhibition or other means

"P" document published prior to the international filing date but later than the priority date claimed

"T" later document published after the international filing date or priority date and not in conflict with the application but cited to understand the principle or theory underlying the invention

"X" document of particular relevance; the claimed invention cannot be considered novel or cannot be considered to involve an inventive step when the document is taken alone

"Y" document of particular relevance; the claimed invention cannot be considered to involve an inventive step when the document is combined with one or more other such documents, such combination being obvious to a person skilled in the art.

"&" document member of the same patent family

Date of the actual completion of the international search

6 September 1999

Date of mailing of the international search report

13/09/1999

Name and mailing address of the ISA

European Patent Office, P.B. 5818 Patentlaan 2
NL - 2280 HV Rijswijk
Tel. (+31-70) 340-2040, Tx. 31 651 epo nl,
Fax: (+31-70) 340-3016

Authorized officer

Kaumann, E

INTERNATIONAL SEARCH REPORT

International Application No
PCT/US 99/11747

C.(Continuation) DOCUMENTS CONSIDERED TO BE RELEVANT

Category *	Citation of document, with indication, where appropriate, of the relevant passages	Relevant to claim No.
X	EP 0 810 233 A (BASF AG) 3 December 1997 (1997-12-03) claims; examples 7-11 ----	1,2,6-14
X	US 3 779 712 A (CALVERT W ET AL) 18 December 1973 (1973-12-18) cited in the application the whole document ----	15-18
X	EP 0 495 300 A (BP CHEM INT LTD ;BP CHEMICALS SNC (FR)) 22 July 1992 (1992-07-22) claims; figures ----	15-18
X	EP 0 776 691 A (BP CHEM INT LTD ;BP CHEMICALS SNC (FR)) 4 June 1997 (1997-06-04) claims; figures ----	15
P,X	WO 98 37102 A (UNION CARBIDE CHEM PLASTIC) 27 August 1998 (1998-08-27) page 23, paragraph 3 - page 26, paragraph 1; claims -----	15

INTERNATIONAL SEARCH REPORT

Information on patent family members

International Application No

PCT/US 99/11747

Patent document cited in search report		Publication date	Patent family member(s)	Publication date
WO 9820045	A	14-05-1998	AU 4913597 A	29-05-1998
WO 9611960	A	25-04-1996	CA 2202182 A	25-04-1996
			CA 2202404 A	25-04-1996
			CN 1164861 A	12-11-1997
			DE 69509403 D	02-06-1999
			DE 69510812 D	19-08-1999
			EP 0785955 A	30-07-1997
			EP 0785956 A	30-07-1997
			JP 10507471 T	21-07-1998
			JP 10511706 T	10-11-1998
			WO 9611961 A	25-04-1996
DE 19615953	A	23-10-1997	EP 0803514 A	29-10-1997
			JP 10060032 A	03-03-1998
EP 0810233	A	03-12-1997	DE 19621838 A	04-12-1997
			JP 10053605 A	24-02-1998
US 3779712	A	18-12-1973	AU 472731 B	03-06-1976
			AU 4928272 A	30-05-1974
			CA 977389 A	04-11-1975
			DE 2257669 A	14-06-1973
			DE 2264412 A	05-07-1973
			DE 2265687 C	13-09-1984
			FR 2161100 A	06-07-1973
			FR 2183298 A	14-12-1973
			GB 1412619 A	05-11-1975
			IT 971207 B	30-04-1974
			JP 931455 C	07-11-1978
			JP 51122676 A	26-10-1976
			JP 53008666 B	30-03-1978
			JP 920388 C	22-08-1978
			JP 48064171 A	05-09-1973
			JP 52045750 B	18-11-1977
			US 3876602 A	08-04-1975
EP 0495300	A	22-07-1992	FR 2670399 A	19-06-1992
			AT 119069 T	15-03-1995
			CA 2057210 A	15-06-1992
			CN 1063055 A, B	29-07-1992
			DE 69107825 D	06-04-1995
			DE 69107825 T	29-06-1995
			FI 915879 A	15-06-1992
			JP 4293905 A	19-10-1992
			MX 9102550 A	01-06-1993
			NO 178290 B	20-11-1995
			PT 99812 A	31-01-1994
			US 5470540 A	28-11-1995
EP 0776691	A	04-06-1997	FR 2741549 A	30-05-1997
			NO 965076 A	30-05-1997
			US 5922818 A	13-07-1999
WO 9837102	A	27-08-1998	AU 6174398 A	09-09-1998
			ZA 9801298 A	28-08-1998