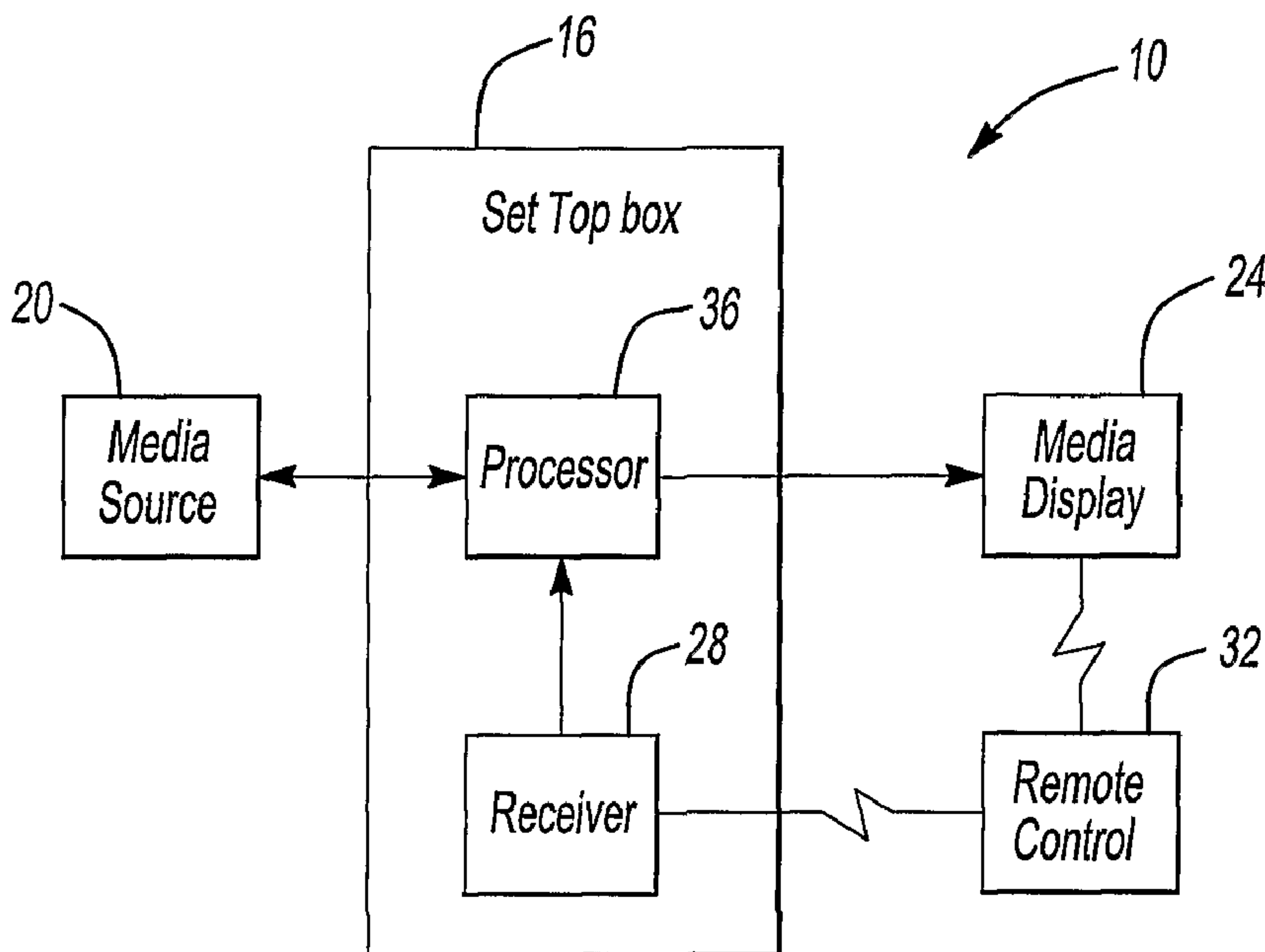




(86) Date de dépôt PCT/PCT Filing Date: 2005/03/10  
 (87) Date publication PCT/PCT Publication Date: 2005/11/10  
 (45) Date de délivrance/Issue Date: 2014/04/29  
 (85) Entrée phase nationale/National Entry: 2006/10/13  
 (86) N° demande PCT/PCT Application No.: US 2005/008219  
 (87) N° publication PCT/PCT Publication No.: 2005/107249  
 (30) Priorité/Priority: 2004/04/15 (US10/825,926)

(51) Cl.Int./Int.Cl. *H04N 21/472* (2011.01),  
*H04N 21/4725* (2011.01)  
 (72) Inventeur/Inventor:  
AHMAD-TAYLOR, TY O., US  
 (73) Propriétaire/Owner:  
COMCAST CABLE HOLDINGS, LLC, US  
 (74) Agent: BORDEN LADNER GERVAIS LLP

(54) Titre : PROCÉDE ET SYSTÈME POUR FOURNIR UN GUIDE DE PROGRAMMATION ÉLECTRONIQUE  
 (54) Title: METHOD AND SYSTEM FOR PROVIDING AN ELECTRONIC PROGRAMMING GUIDE



(57) **Abrégé/Abstract:**

A method and system for electronically providing a television listing guide. The listing guide includes a number of channels intersecting with a number of time-slots to display an array of cells which can be selected to view a program corresponding with the cell. The guide allows a viewer to easily associate a selected cell with its program information.



## (12) INTERNATIONAL APPLICATION PUBLISHED UNDER THE PATENT COOPERATION TREATY (PCT)

(19) World Intellectual Property  
Organization  
International Bureau



(43) International Publication Date  
10 November 2005 (10.11.2005)

PCT

(10) International Publication Number  
**WO 2005/107249 A2**

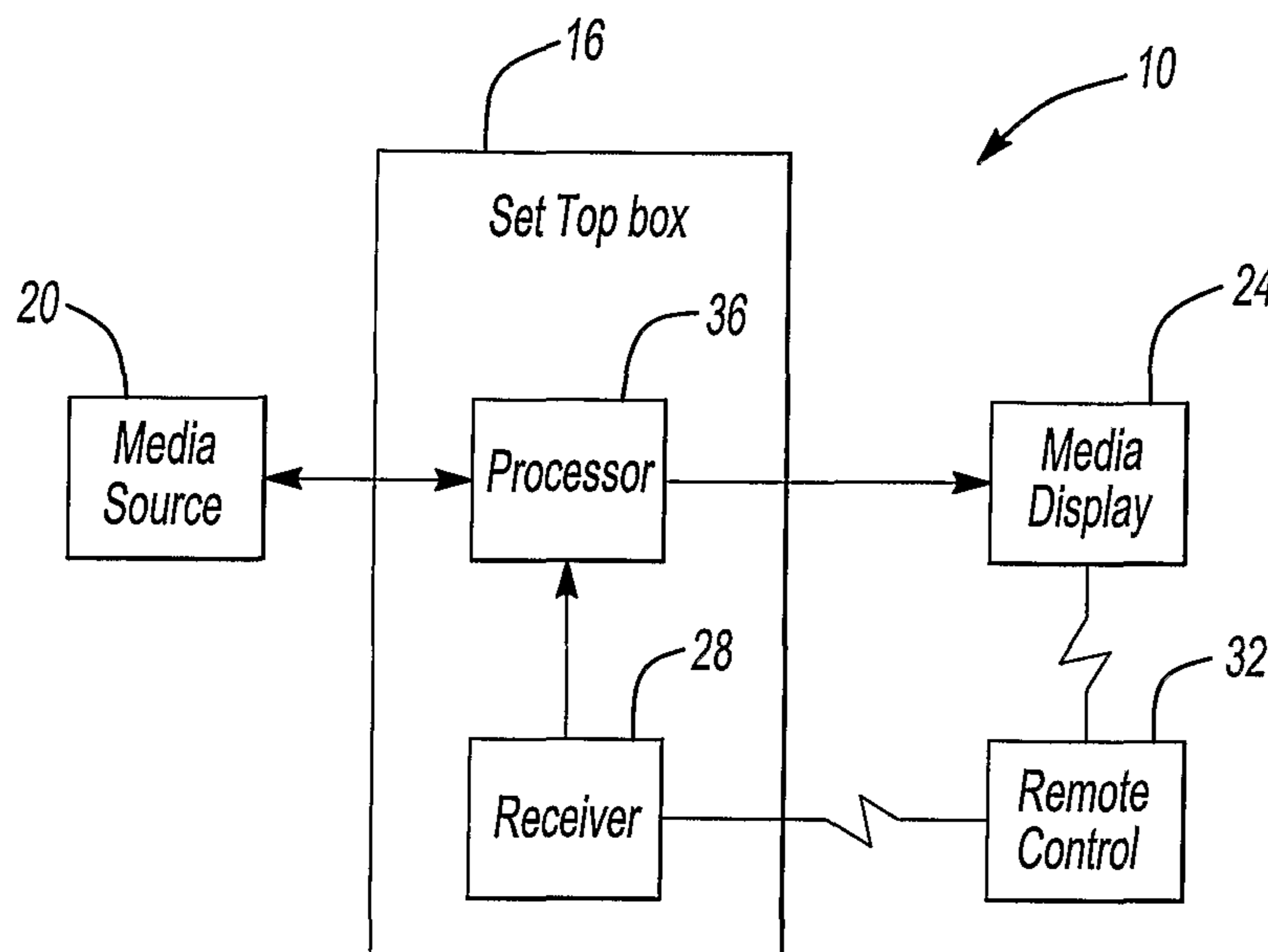
- (51) International Patent Classification<sup>7</sup>: **H04N 5/445**, G06F 3/00
- (21) International Application Number: PCT/US2005/008219
- (22) International Filing Date: 10 March 2005 (10.03.2005)
- (25) Filing Language: English
- (26) Publication Language: English
- (30) Priority Data:  
10/825,926 15 April 2004 (15.04.2004) US
- (63) Related by continuation (CON) or continuation-in-part (CIP) to earlier application:  
US 10/825,926 (CON)  
Filed on 15 April 2004 (15.04.2004)
- (71) Applicant (for all designated States except US): **COM-CAST CABLE HOLDINGS, LLC** [US/US]; 1500 Market Street, 34th Floor, Philadelphia, PA 19102-2148 (US).
- (72) Inventor; and
- (75) Inventor/Applicant (for US only): **AHMAD-TAYLOR, Ty O.** [US/US]; 252 7th Avenue, #17D, New York, NY 10001 (US).
- (74) Agents: **BUSER, John, R.** et al.; Brooks Kushman, 1000 Town Center, Twenty-Second Floor, Southfield, MI 48075 (US).
- (81) Designated States (unless otherwise indicated, for every kind of national protection available): AE, AG, AL, AM, AT, AU, AZ, BA, BB, BG, BR, BW, BY, BZ, CA, CH, CN, CO, CR, CU, CZ, DE, DK, DM, DZ, EC, EE, EG, ES, FI, GB, GD, GE, GH, GM, HR, HU, ID, IL, IN, IS, JP, KE, KG, KP, KR, KZ, LC, LK, LR, LS, LT, LU, LV, MA, MD, MG, MK, MN, MW, MX, MZ, NA, NI, NO, NZ, OM, PG, PH, PL, PT, RO, RU, SC, SD, SE, SG, SK, SL, SM, SY, TJ, TM, TN, TR, TT, TZ, UA, UG, US (patent), UZ, VC, VN, YU, ZA, ZM, ZW.
- (84) Designated States (unless otherwise indicated, for every kind of regional protection available): ARIPO (BW, GH, GM, KE, LS, MW, MZ, NA, SD, SL, SZ, TZ, UG, ZM, ZW), Eurasian (AM, AZ, BY, KG, KZ, MD, RU, TJ, TM), European (AT, BE, BG, CH, CY, CZ, DE, DK, EE, ES, FI, FR, GB, GR, HU, IE, IS, IT, LT, LU, MC, NL, PL, PT, RO, SE, SI, SK, TR), OAPI (BF, BJ, CF, CG, CI, CM, GA, GN, GQ, GW, ML, MR, NE, SN, TD, TG).

**Declarations under Rule 4.17:**

- as to applicant's entitlement to apply for and be granted a patent (Rule 4.17(ii)) for the following designations AE, AG, AL, AM, AT, AU, AZ, BA, BB, BG, BR, BW, BY, BZ, CA, CH, CN, CO, CR, CU, CZ, DE, DK, DM, DZ, EC, EE, EG, ES, FI, GB, GD, GE, GH, GM, HR, HU, ID, IL, IN, IS, JP, KE, KG, KP, KR, KZ, LC, LK, LR, LS, LT, LU, LV, MA, MD, MG, MK, MN, MW, MX, MZ, NA, NI, NO, NZ, OM, PG, PH, PL, PT, RO, RU, SC, SD, SE, SG, SK, SL, SM, SY, TJ, TM, TN, TR, TT, TZ, UA, UG, UZ, VC, VN, YU, ZA, ZM, ZW, ARIPO patent (BW, GH, GM, KE, LS, MW, MZ,

[Continued on next page]

(54) Title: METHOD AND SYSTEM FOR PROVIDING AN ELECTRONIC PROGRAMMING GUIDE



(57) Abstract: A method and system for electronically providing a television listing guide. The listing guide includes a number of channels intersecting with a number of time-slots to display an array of cells which can be selected to view a program corresponding with the cell. The guide allows a viewer to easily associate a selected cell with its program information.

## WO 2005/107249 A2



NA, SD, SL, SZ, TZ, UG, ZM, ZW), Eurasian patent (AM, AZ, BY, KG, KZ, MD, RU, TJ, TM), European patent (AT, BE, BG, CH, CY, CZ, DE, DK, EE, ES, FI, FR, GB, GR, HU, IE, IS, IT, LT, LU, MC, NL, PL, PT, RO, SE, SI, SK, TR), OAPI patent (BF, BJ, CF, CG, CI, CM, GA, GN, GQ, GW, ML, MR, NE, SN, TD, TG)

- as to the applicant's entitlement to claim the priority of the earlier application (Rule 4.17(iii)) for the following designations AE, AG, AL, AM, AT, AU, AZ, BA, BB, BG, BR, BW, BY, BZ, CA, CH, CN, CO, CR, CU, CZ, DE, DK, DM, DZ, EC, EE, EG, ES, FI, GB, GD, GE, GH, GM, HR, HU, ID, IL, IN, IS, JP, KE, KG, KP, KR, KZ, LC, LK, LR, LS, LT, LU, LV, MA, MD, MG, MK, MN, MW, MX, MZ, NA, NI, NO, NZ, OM, PG, PH, PL, PT, RO, RU, SC, SD, SE, SG, SK, SL, SM, SY, TJ, TM, TN, TR, TT, TZ, UA, UG, UZ, VC, VN, YU, ZA, ZM, ZW, ARIPO patent (BW, GH, GM, KE, LS, MW, MZ,

NA, SD, SL, SZ, TZ, UG, ZM, ZW), Eurasian patent (AM, AZ, BY, KG, KZ, MD, RU, TJ, TM), European patent (AT, BE, BG, CH, CY, CZ, DE, DK, EE, ES, FI, FR, GB, GR, HU, IE, IS, IT, LT, LU, MC, NL, PL, PT, RO, SE, SI, SK, TR), OAPI patent (BF, BJ, CF, CG, CI, CM, GA, GN, GQ, GW, ML, MR, NE, SN, TD, TG)

- of inventorship (Rule 4.17(iv)) for US only

**Published:**

- without international search report and to be republished upon receipt of that report

For two-letter codes and other abbreviations, refer to the "Guidance Notes on Codes and Abbreviations" appearing at the beginning of each regular issue of the PCT Gazette.

## METHOD AND SYSTEM FOR PROVIDING AN ELECTRONIC PROGRAMMING GUIDE

### BACKGROUND OF THE INVENTION

#### 1. Field of the Invention

5                   The present invention relates to electronic programming guides (EPGs).

#### 2. Background Art

10                   It is known in the art to electronically display a television listings guide. Such guides have been used by cable, satellite, and other television service providers. The guides are commonly referred to as electronic program guides (EPGs).

15                   An EPG can include an array of channels and time-slots. A cell at the intersection of each channel and time-slot provides a program title. The program title corresponds to a program that can be viewed for the indicated channel at the indicated time. The cell can be selected with a cursor or other indicating means to change the channel thereto.

20                   Subscribers may desire additional program information relating to the programs, such as the name of the actors, a short summary of the plot, a running length, or other information. It is desirable that the subscriber be able to easily associate the program information with the selected cell.

25                   The known EPGs prevent the subscriber from easily associating the program information with the selected cell. Known EPGs separate the program information from the selected cell by displaying it remotely therefrom, such as in another remote portion of the screen or in a separate screen. The separation creates a gap between the program information and the selected cell. The separation gap

induces a disconnect or disassociation between the selected cell and the cell information, preventing the subscriber from easily associating the program information with the selected cell.

Accordingly, there exists a need for a television listings guide that  
5 easily associates the selected cell with its program information.

### SUMMARY OF THE INVENTION

It is, therefore, an object of the present invention to display an electronic programming guide (EPG) in a manner that easily associates a selected cell with its program information.

10 The present invention contemplates a number of features for providing the listings guide, including a transceiver that receives signals from a provider and outputs signals to a display. The transceiver can be a stand alone item or integrated with the display. Preferably, it is configured for a cable or satellite television provider to present the EPG.

15 The EPG preferably displays an array of channels and time-slots. A cell at the intersection of each channel and time-slot provides a program title. Each program title corresponds with a channel and time-slot to indicate a program showing for the channel at the indicated time. Each cell can be separately selected for displaying additional program information related thereto.

20 In accordance with the present invention, the EPG can include a window. The window can be fixed at an upper, lower, middle, or other position of the array. Preferably, the window covers a single cell in an upper-left portion of the array. The window can display the program title, a channel number, and/or the program information related to the selected cell.

25 Preferably, at least the program title in the window is magnified so that it appears larger than the program titles in the non-selected cells. The

subscriber can easily differentiate the selected (magnified) cell from the other displayed cells to facilitate its association with the displayed program information.

Preferably, the program information is displayed in the window proximate, or close to, the program title. The program information can be sufficiently close to, or even adjoining, the selected cell to eliminate any disconnect or disassociation between the selected cell and the program information. The subscriber can easily associate the selected cell with its program information.

Different programs can be scrolled into the window with actuation of navigation buttons included in the EPG or a remote control. The content of the non-selected cells is scrolled into the window without any re-loading or refreshing, in a seamless manner, to enhance the stylistic integrity of the listings guide and to provide the appearance of continuous navigation.

In accordance with the present invention, the window can include an auxiliary menu. The menu can include auxiliary buttons for use in performing auxiliary functions relating to the selected cell. These auxiliary functions can include a back function to close the auxiliary window, a record button to record the program in the selected cell, an on-demand button to view the program in the selected cell on-demand, a record all programs button to record all programs showing on the selected cell, a go to program button to display the program in the selected cell for full-screen viewing, a reminder button to set a reminder in the event that the program in the selected cell is a non-current time-slot, a more information button to display additional program information for the program in the selected cell, and a lock button to prevent viewing of the program in the selected cell without a password.

25

## BRIEF DESCRIPTION OF THE DRAWINGS

FIGURE 1 illustrates a system for displaying an EPG in accordance with the present invention;

FIGURE 2 illustrates a first embodiment of an EPG in accordance with the present invention;

FIGURE 3 illustrates a scrolling of content into the EPG of Figure 2 in accordance with the present invention.

5                   FIGURE 4 illustrates an auxiliary menu for the EPG of Figure 2 in accordance with the present invention;

FIGURE 5 illustrates a second embodiment of an EPG in accordance with the present invention; and

10                   FIGURE 6 illustrates an auxiliary menu for the EPG of Figure 5 in accordance with the present invention.

#### DETAILED DESCRIPTION OF THE PREFERRED EMBODIMENT(S)

15                   Figure 1 illustrates system 10 for displaying an electronic programming guide (EPG) in accordance with the present invention. System 10 includes a transceiver settop box (STB) 16 to receive signals from media source 20 and to provide signals to media display 24. STB 16 can receive program signals from a cable provider and transmit program signals to a television or other media display, such as a PC, to display the program signals.

20                   Media source 20 can be a cable television network that transmits and receives program signals to and from a programming source, such as an uplink, to at least one head-end server (not shown). The head-end server can communicate the signals with STB 16. The program signals can include video signals, audio signals, and program information for all episodes and series available on a cable television network. Transmission may occur via satellite or through cables, however, the present invention is not dependent upon the particular means of transmission or  
25                   reception. The head-end server can include a program database that stores the program information.

STB 16 receives the program signals from media source 20 and controls which programs are displayed on associated display 24. As an alternative to the separate housing of STB 16, system components could be included in another signal reception or processing device, such as a satellite receiver, a television receiver, or a VCR. STB 16 could be eliminated and its functionality integrated with a television, a satellite receiver, or other media displaying device.

To facilitate the control of STB 16, receiver 28 can be provided for receiving remote control signals from remote control 32. Remote control 32 functions in a conventional manner, transmitting signals via infrared, radio frequency, or other signaling technology. Processor 36 can be provided to interpret and act upon the signals received from media source 20 and receiver 28, and then in turn provide the signals to media display 24 in accordance with the present invention.

As one skilled in the art will appreciate, system 10 is merely one exemplary configuration for displaying the EPG, and other configurations, including more or less components, could similarly be used without deviating from the scope and contemplation of the present invention.

The present invention is not limited to cable providers and the services which they provide. It is within the scope and contemplation of the present invention that the present invention be used with satellite systems and similar systems which provide on-demand services, including services which may operate through the Internet/world wide web.

Figure 2 illustrates EPG 40 in accordance with the present invention. EPG 40 includes an array 42 defined by a number of channels 44 and time-slots 46 which intersect at cells (only cell 48 and 50 are labeled for simplicity) to display program titles of programs which may be viewed on the indicated channel at the indicated time. Cell 48 corresponds with Fresh Prince showing on channel 399 at 7:30 p.m. Cell 50 corresponds with Cosby Show showing on channel 399 at 8:00 p.m.

Window 52 is preferably in an upper-left position of array for selecting cell 48. However, window 52 can be fixed at an upper, lower, middle, or any other position of the array. Preferably, window 52 covers a single cell. Window 52 includes first portion 56 for highlighting a channel number, a channel  
5 title and a program title. The channel number and the program title preferably appear larger than the other non-selected cells to further assist the subscriber in discriminating between selected cell 48 and non-selected cell 50.

Window 52 further includes second portion 60 which includes program information relating to selected cell 48. This information can be helpful  
10 to the subscriber in understanding what the program relates to. It can include, but is not limited to, a brief description of the program, a genre type, a rating, a run time, and a date and time on which the program is showing.

First portion 56 and second portion 60 are closely positioned to each other to facilitate the association of the program information with selected cell 48.  
15 This assists the subscriber in associating selected cell 48 with its program information 60.

Arrow control grid 66 is provided for changing the cell and time-slot selected in window 52. A corresponding navigation tool on remote control 32 can include similar arrows and an ENTER button such that the arrows can be used to  
20 navigation an UP button, a DOWN button, a LEFT button, a RIGHT button, and a GO button of arrow grid 66. The remote control buttons (not shown) can be used to highlight the different arrows of arrow grid 66. The remote control enter button can be used to actuate one of the buttons in arrow grid 66 to perform the corresponding function.

25 UP and DOWN buttons can be selected and actuated in this manner to change the selected cell up and down. Optionally, remote control 32 can further include number buttons for punching in a desired channel number such that the punched in channel automatically appears in window 52 without requiring the

subscriber to actuate the up and down arrows. This can quickly change the selected cell to another channel 44.

Similar to UP and DOWN buttons, LEFT and RIGHT buttons can be selected and actuated to move the selected cell and the time-slot 46 displayed in window 52. As shown, the time-slot default is 7:30 p.m. because it is the time period which corresponds to the actual time at which guide 40 was called up. To advance forward and backward in time, the LEFT and RIGHT buttons are actuated.

The actuation of UP, DOWN, LEFT, and RIGHT buttons causes the content in window 52 to change in the direction indicated by the actuated arrow. Window 52 preferably remains in a fixed position. The content from another cell is scrolled into window 52 with such movement. This scrolling is preferably done without any re-loading or refreshing, in a seamless manner, to enhance the stylistic integrity of the listings guide and to provide the appearance of continuous navigation.

Figure 3 illustrates this scrolling action. Actuation of the LEFT arrow causes the contents from cell 50 to enter window 52 while the content of cell 48 is exiting window 52. The content appears to move across EPG 40 in animation such that the content from one cell appears briefly in window 52 with the previous content in window 52. Similar movements can be made with the UP and DOWN buttons to change channel 44.

By scrolling the content into window 52, instead of moving window 52 to the content, the subscriber is able to easily determine the selected cell. The subscriber always knows where window 52 is and will not have to chase its movements around EPG 40. Window 52 could also be fixed in other positions of guide and the content could be scrolled thereto in a similar manner.

Once the desired cell is selected in window 52, it can be tuned to by actuating the GO button. EPG 40 is then removed from the screen and the selected program is shown in full-screen on the media display 24. To change cells using

EPG 40, the subscriber presses a corresponding button on remote control 32, which then communicates with receiver 28 to prompt processor 36 to EPG 40.

In addition to tuning to the desired program, window 52 can provide additional functionality by actuating OPTIONS button 68. As shown in Figure 4, auxiliary menu 70 appears with auxiliary buttons 76 in response to actuation of the options button. Preferably, auxiliary window 70 extends from window 52 as a pop-out window without changing or re-loading the screen.

Auxiliary menu 70 includes a BACK button, a RECORD button, an ON-DEMAND button, a GO TO SHOW button, a REMINDER button, a MORE INFO button, and a LOCK button. Each button can be selected and actuated by control of the navigation buttons on remote control 32.

The BACK button takes the subscriber back to window 52 shown in Figure 2. The RECORD button allows the selected program to be stored on a personal video recorder or other recording medium. Advantageously, this feature allows the user to select programs showing at a later time or date for automatic recording. Similarly, the RECORD ALL PROGRAMS button causes the recording medium to record all the episodes for the selected cell. This can comprise a weekly recording where all programs playing at the selected time and date are recorded or it can be an intelligent process where processor 36 searches for all the programs having a title corresponding with the selected program such that each of the corresponding programs is recorded when it airs.

The ON-DEMAND button allows the subscriber to order the program on-demand if it is available. The GO TO SHOW button allows the channel to be tuned to without navigating back to the GO button. The REMINDER button allows the subscriber to set an alarm or other notification means such that the television turns on or other programming is interrupted to issue a reminder that the selected program is playing. The MORE INFO button provides additional informational information regarding the selected program. Preferably, this information is a supplement to the program information already being shown in window 52. The

LOCK button prevents viewing of the program without entering a password. In this manner, subscribers without the password cannot view the program.

As shown in Figure 2, advertising window 80 is an optional feature which allows media source 20 to program advertisements. The displayed image can be static or animated. Media source 20 can control the advertised subject matter, and can relate it to selected cell 48. In addition, advertising window 80 can be selectable such that the subscriber can select window 80. By selecting window 80, the subscriber is taken to a program corresponding with the advertisements, which could be a different program, an on-demand program, or other screen/window.

Figure 5 illustrates another embodiment of EPG 86 in accordance with the present invention. EPG 86 is arrowless and operates in the same manner as EPG 44, except that EPG 86 does not include the navigation arrow buttons shown in EPG 44. Rather, features, such as arrows and other buttons, are included on remote control 32. These remote control features allow the subscriber to scroll through array 88. For example, cells 90 and 92 can be scrolled into window 94.

Remote control 32 can further include an enter button or similar button to select the channel shown in window 94. Left and right arrows on remote control 32 can be used to change the time-slot, and up and down arrows can be used to change the channel. Once the desired cell is displayed, the enter button can be actuated to select and tune the desired channel.

MORE OPTIONS button 96 can be actuated to display auxiliary menu 98, as shown in Figure 6. Auxiliary menu 98 appears on a new screen and guide 86 is removed. This is done to provide more area for menu 98 so that additional text information can be shown. A BACK button, a RECORD button, an ON-DEMAND button, a GO TO SHOW button, a REMINDER button, a MORE INFO button, and a LOCK button are displayed in menu 98. Each button can be selected and actuated by control of the navigation buttons on remote control 32. The functions of these buttons is described above.

The scope of the claims should not be limited by particular embodiments set forth herein, but should be construed in a manner consistent with the specification as a whole.

**CLAIMS:**

1. A method of presenting an electronic programming guide (EPG), comprising:
  - displaying an array of cells in a grid, the array of cells corresponding to a plurality of channels and at least one time slot, each cell including a program title;
  - receiving a signal indicating a highlighted cell;
  - generating a window based on the received signal, the window having a boundary line defining a perimeter of the window, a portion of the perimeter being located outside of the grid and another portion of the perimeter extending to include a subset of the cells from the grid within the window, the subset comprising the highlighted cell, one channel, and one time slot, wherein the window and the grid overlap such that the window displays a description of a program associated with the highlighted cell outside of the overlap;
  - processing an instruction indicating a change in which cell to highlight; and
  - causing presentation of an update to the electronic program guide including a newly highlighted cell within the window in response to processing of the instruction.
2. The method of claim 1 further including: magnifying the highlighted cell so that the program title of the highlighted cell appears larger than program titles in non-highlighted cells, wherein magnifying the selected cell comprises displaying the program title in a first portion of a window.
3. The method of claim 2 further comprising displaying program information for the selected cell in a second portion of the window such that the window includes the program title and the program information.
4. The method of claim 3 wherein the first and second window portions are proximate each other to facilitate association of the program title with its program information.
5. The method of claim 4 wherein the first and second portions are adjoining.

6. The method of claim 2 wherein magnifying the selected cell further comprises including the selected cell within the window.
7. The method of claim 2 further comprising fixing a position of the window and scrolling the program title of a next cell into the window.
8. The method of claim 7 wherein the scrolling includes selecting a navigation button in the EPG.
9. The method of claim 7 wherein the scrolling includes actuating navigation buttons provided on a remote control.
10. The method of claim 2 further comprising displaying an auxiliary menu in the window, the auxiliary menu including a menu of options for the selected cell.
11. The method of claim 10 wherein displaying the auxiliary menu includes actuating an auxiliary menu button to cause the auxiliary menu to pop-out from the window.
12. The method of claim 11 wherein displaying the auxiliary menu includes displaying the auxiliary menu at the same time as the program title and program information.
13. The method of claim 1 further comprising displaying an advertisement.
14. The method of claim 13 further comprising relating the advertisement to the selected cell.
15. The method of claim 1 further comprising receiving signals for controlling the EPG, and generating an audio signal in response to receiving the signals.
16. A method of presenting an electronic programming guide (EPG), comprising:

causing, by a processing device, display of a celled grid having a first data set on a vertical axis and a second data set on a horizontal axis, wherein a cell at an intersection of the first data set and the second data set displays a title for an available program; and

causing display of scrolling of the grid cells vertically or horizontally such that titles associated with the first data set move into an adjacent row when scrolling vertically and titles associated with the second data set move into an adjacent column when scrolling horizontally, wherein a first program title occupies a window displaying program information about a first program, and when a second program title is caused to scroll into the window, at least a portion of the first program title and the second program title share the window until the first program title exits the window, wherein the window and the celled grid overlap such that the window displays a description of a program associated with the highlighted cell outside of the overlap.

17. A system for presenting an electronic programing guide (EPG), the system comprising:

a transceiver in communication with a media source for receiving program signals, the program signals including an EPG having an array of cells in a grid, the array of cells corresponding to a plurality of channels and at least one time slot, each cell including a program title,

the transceiver arranged to receive a signal indicating a highlighted cell, the transceiver generating a window based on the received signal, the window having a boundary line defining a perimeter of the window, a portion of the perimeter being located outside of the grid and another portion of the perimeter extending to include a subset of the cells from the grid within the window, the subset comprising the highlighted cell, one channel, and one time slot, wherein the window and the grid overlap such that the window displays a description of a program associated with the highlighted cell outside of the overlap;

the transceiver processing an instruction indicating a change in which cell to highlight;  
and

the transceiver causing presentation of an update to the electronic program guide including a newly highlighted cell within the window in response to processing of the instruction.

18. The system of claim 17 further including: the transceiver magnifying the highlighted cell so that the program title of the highlighted cell appears larger than the program titles in the non-highlighted cells, wherein magnifying the highlighted cell comprises displaying the program title in a first portion of the window.

19. The system of claim 18 wherein the window displays the program title for the selected cell proximate to associated program information for the selected cell.

20. The system of claim 18 wherein the window displays only one program title in the array.

21. The system of claim 18 further comprising fixing a position of the window so that the program title of a next cell must scroll into the window.

22. The system of claim 21 wherein the scrolling includes selecting a navigation button in the EPG.

23. The system of claim 21 wherein the scrolling includes actuating navigation buttons provided on a remote control.

24. The system of claim 18 wherein the window further includes an auxiliary menu, the auxiliary menu including a menu of options for the selected cell.

25. The system of claim 24 wherein the auxiliary menu pops out from the window with actuation of an auxiliary menu button.

26. The system of claim 25 wherein one of the auxiliary menu buttons is a BACK button to close the auxiliary menu.
27. The system of claim 25 wherein one of the auxiliary menu buttons is a RECORD button to record the program in the selected cell.
28. The system of claim 25 wherein one of the auxiliary menu buttons is a ON-DEMAND button to order the program in the selected cell on-demand.
29. The system of claim 25 wherein one of the auxiliary menu buttons is a RECORD ALL PROGRAMS button to automatically record all occurrences of programs relating to the selected cell.
30. The system of claim 29 wherein the RECORD ALL PROGRAMS button records occurrences of the selected program even if the occurrence is at a different time and channel than the selected cell.
31. The system of claim 25 wherein one of the auxiliary menu buttons is a GO TO SHOW button to tune to the program in the selected cell.
32. The system of claim 25 wherein one of the auxiliary menu buttons is a REMINDER button to set a reminder notification for the program in the selected cell.
33. The system of claim 25 wherein one of the auxiliary menu buttons is a MORE INFO button to display more information regarding the program in the selected cell.
34. The system of claim 25 wherein one of the auxiliary menu buttons is a LOCK button to limit access to a program corresponding to the selected cell.
35. The system of claim 25 wherein the auxiliary menu is displayed at the same time as the program title and information.

36. The system of claim 17 wherein the EPG further includes an advertisement relating to the selected cell.

37. The system of claim 17 further comprising an audio signal generator in communication with the transceiver, the generator producing audio sounds based on inputs to the transceiver.

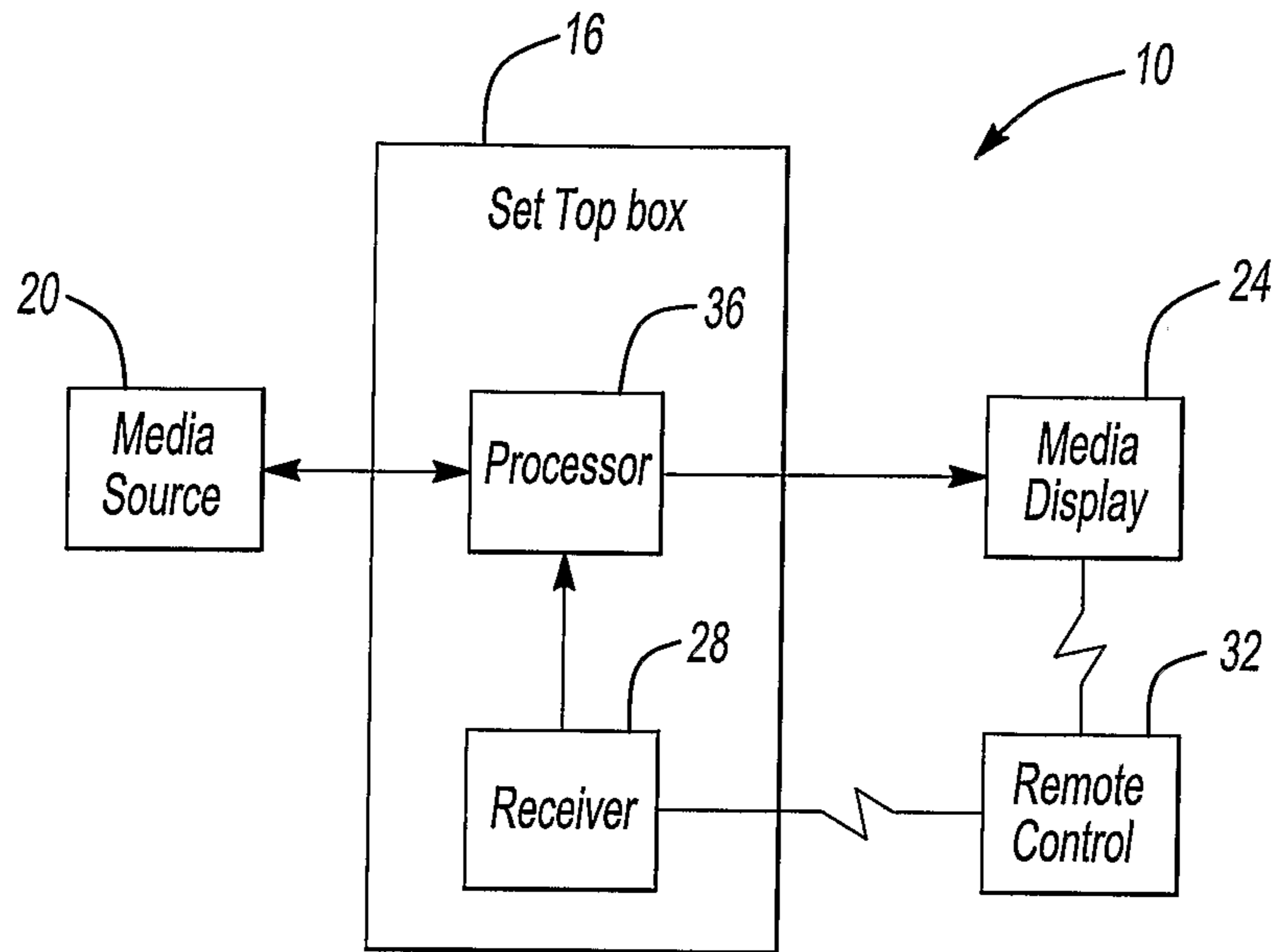
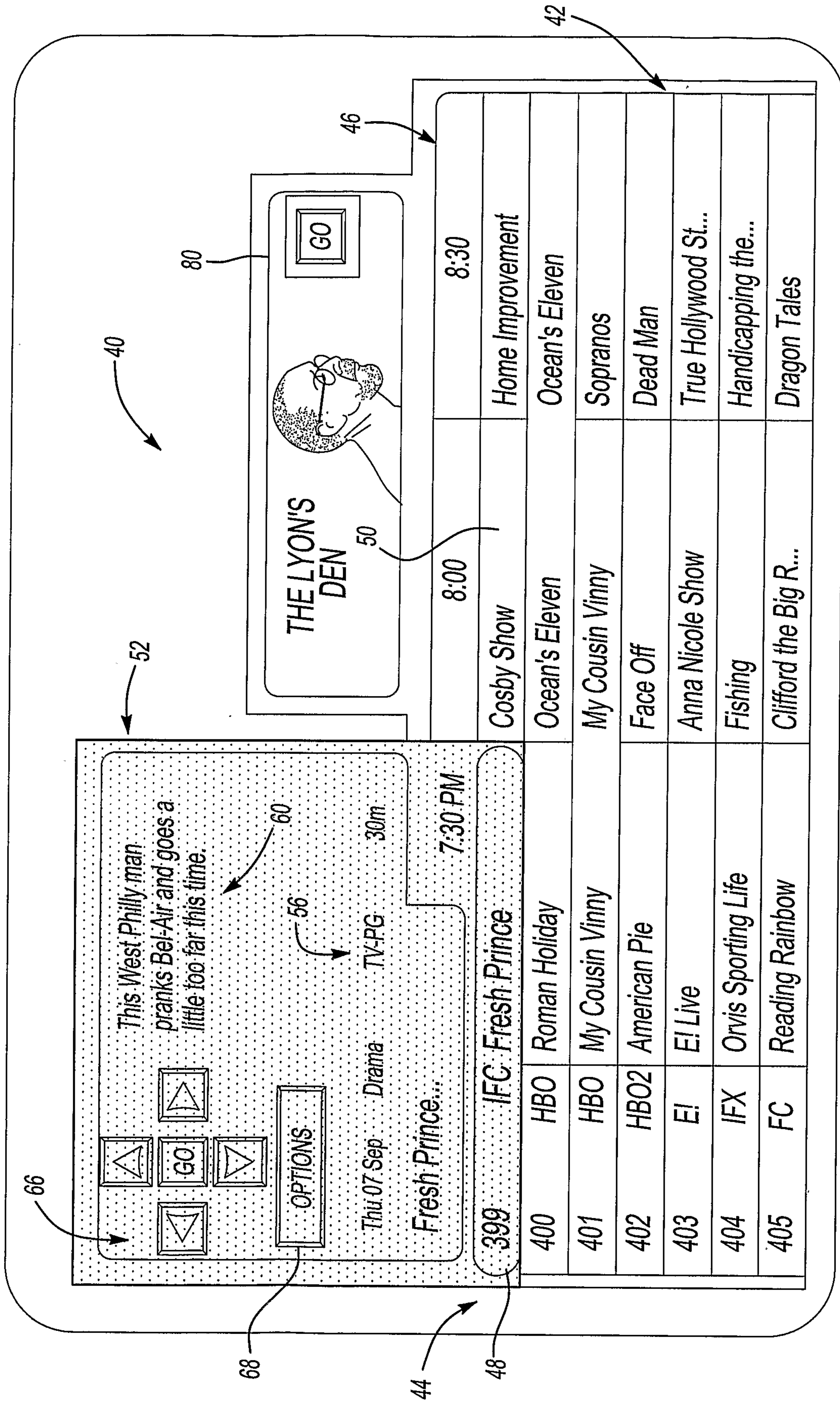


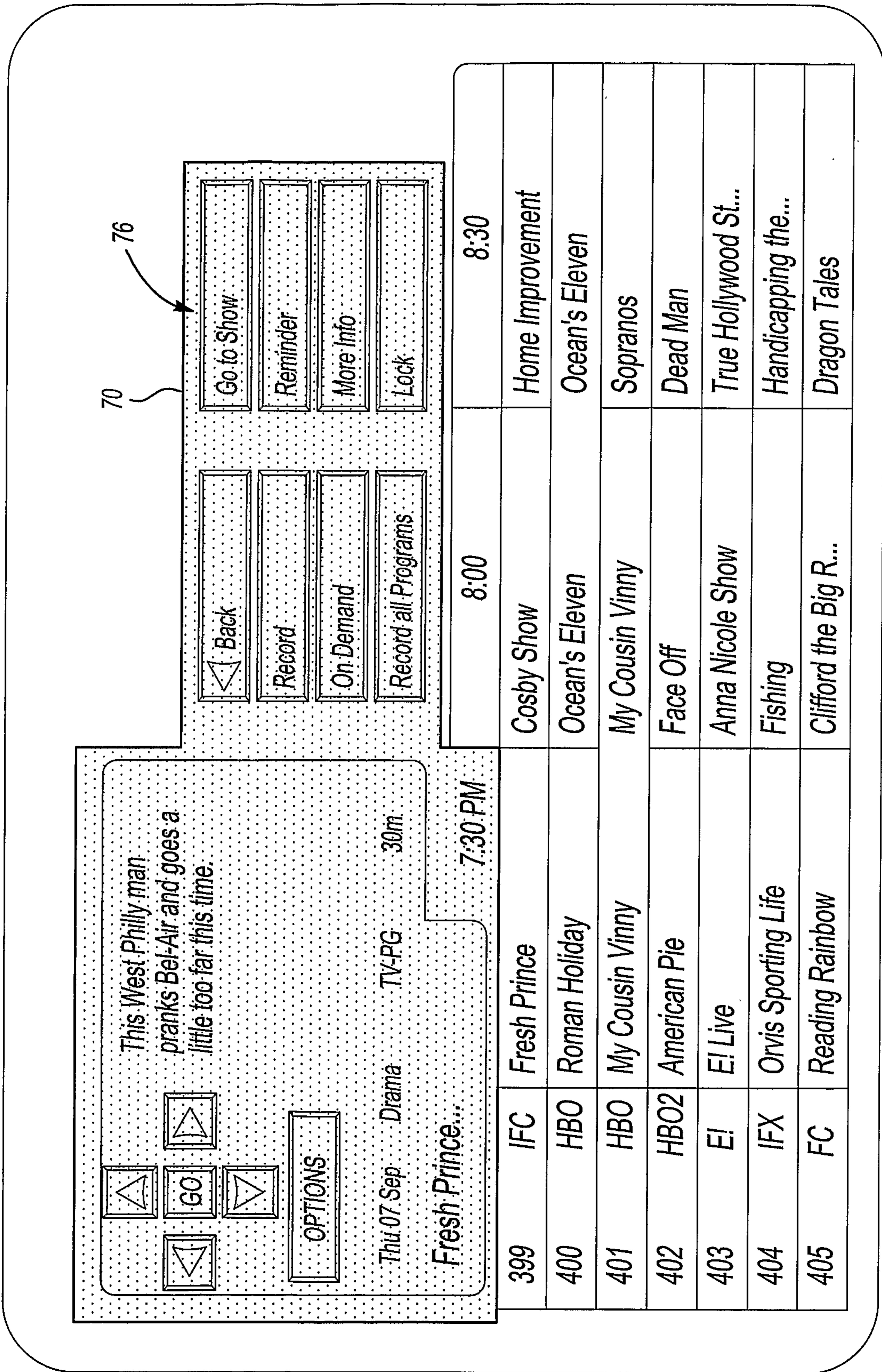
Fig-1



**Fig-2**

399	IFC	Prince	7:30 PM	Cosby Show
400	HBO	Holiday		Ocean's Eleven
401	HBO	in Vinny		My Cousin Vinny
402	HBO2	an Pie		Face Off
403	E!	ve		Anna Nicole Show
404	IFX	Sporting Life		Fishing
405	FC	ing Rainbow		Clifford the Big R...
			8:00	
			8:30	Home Improvement
				Ocean's Eleven
				Sopranos
				Dead Man
				True Hollywood St...
				Handicapping the...
				Dragon Tales
			9:00	3 Stooges
				Ocean's Elev
				Sopranos
				Dead Man
				Howard Stern
				Bow Hunting
				Sponge Bob

Fig-3



**Fig-4**

**THE GUIDE 7:22:59 PM**  
USE REMOTE ARROWS FOR CHANNELS & SHOW TIMES

Episode Time	8:00 PM	8:30 PM	9:00 PM
398	FX Bluetorch	You Gotts See This!	54321
399	IFC Cosby Show	Home Improvement	Proud Family
400	HBO Ocean's Eleven	Ocean's Eleven	Shallow Hal
401	HBO My Cousin Vinny	Sopranos	Airforce One
402	HBO2 Face Off	Dead Man	Dirty Harry
403	E! Anna Nicole Show	True Hollywood St...	Wild on E!

Thu 07 Nov at 8:00 PM


**Anna Nicole Show**

Anna Nicole holds a house party that gets too wild.

REALITY 60m

TV-14

ADVERTISEMENT



OK
MORE OPTIONS

**Fig-5**

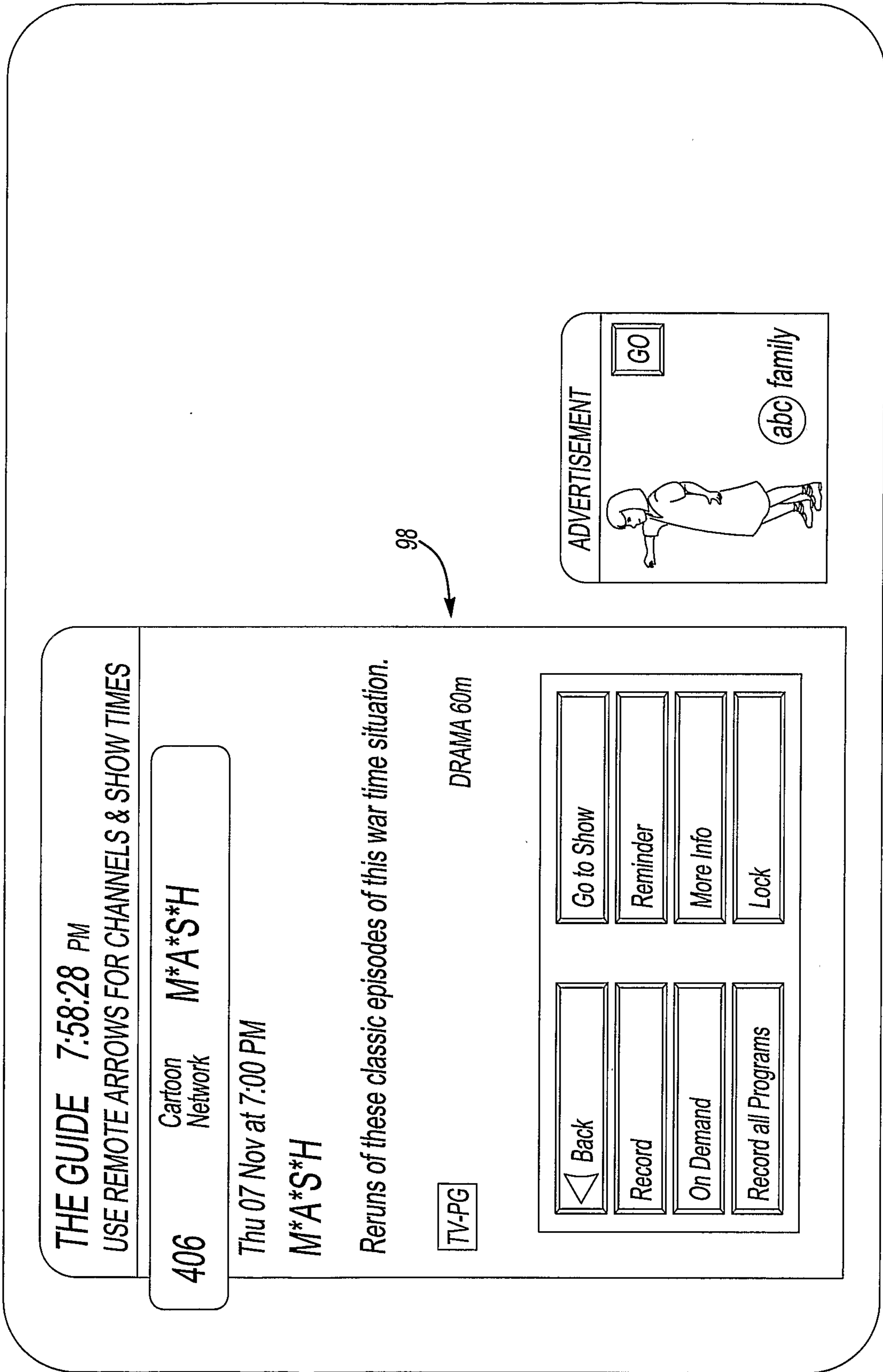


Fig-6

