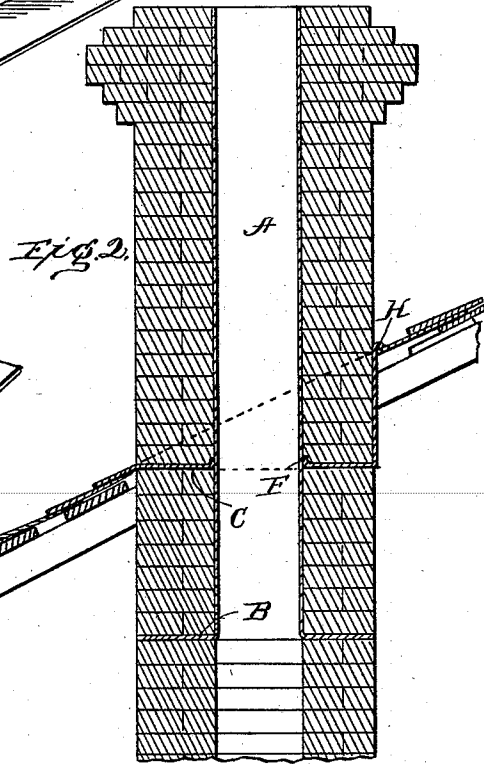
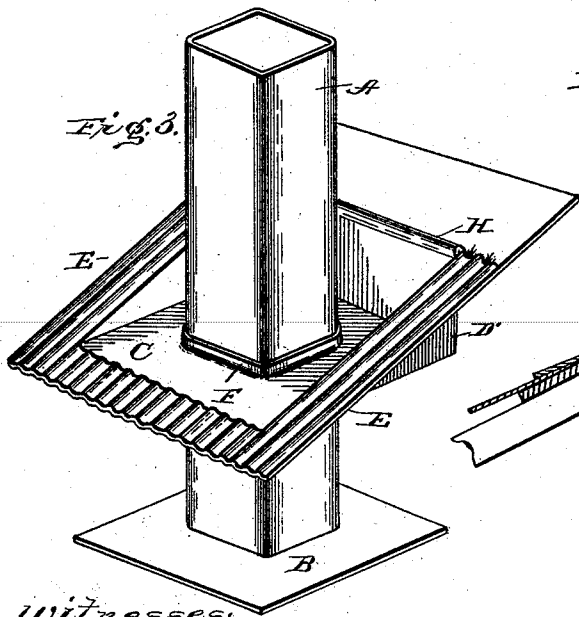
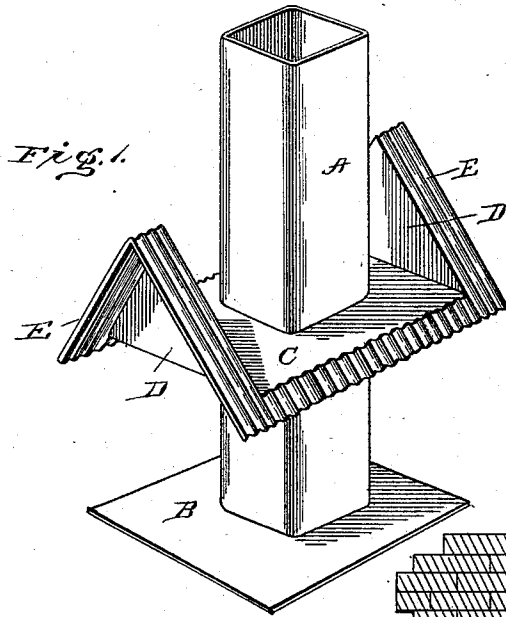


(No Model.)

C. N. PARTLOW.
CHIMNEY GUARD.

No. 525,057.

Patented Aug. 28, 1894.



witnesses:
J. M. Fowler Jr.
Alfred Stewart.

Inventor:
Columbus N. Partlow,
By *Chase & Church*
his Attorneys.

UNITED STATES PATENT OFFICE.

COLUMBUS N. PARTLOW, OF MOONSHINE, ILLINOIS.

CHIMNEY-GUARD.

SPECIFICATION forming part of Letters Patent No. 525,057, dated August 28, 1894.

Application filed May 14, 1894. Serial No. 511,245. (No model.)

To all whom it may concern:

Be it known that I, COLUMBUS N. PARTLOW, of Moonshine, in the county of Clark and State of Illinois, have invented certain new and useful Improvements in Chimney-Guards; and I do hereby declare the following to be a full, clear, and exact description of the same, reference being had to the accompanying drawings, forming a part of this specification, and to the letters of reference marked thereon.

This invention has for its object to provide an improved guard for preventing the leakage of water around the chimney or flue where it passes through the roof, and also to prevent the possibility of cracks being opened through which sparks of fire can pass to the wood work of the building.

The invention consists in certain novel details of construction and combinations and arrangements of parts all as will be now described and pointed out particularly in the appended claims.

Referring to the accompanying drawings: Figure 1 is a perspective view of a guard. Fig. 2 is a similar view of a guard for use where the flue passes through the roof at one side of the ridge. Fig. 3 is a section through a chimney showing the method of building the same through the roof.

Like letters of reference in the several figures indicate the same parts.

In carrying this invention into practice, I provide a flue lining or pipe A made of sheet metal such as tin or galvanized iron, or it may be of cast iron or earthenware, but in every instance it is made of sufficient length to bridge that portion of the chimney surrounded by the roof or other wooden structure which is brought in proximity to the chimney, and to extend as far above and below the same as is found convenient or desirable. At a suitable point in its length, preferably the lower end, this lining is provided with a horizontal outwardly projecting flange B, preferably rectangular and corresponding in size to the size of the chimney in cross section. This flange is adapted to be built into the masonry preferably some distance below the roof allowing the lining to project up through the roof a suitable distance. The masonry is continued up around the lining to a point approximately level with

the bottom of the roof opening no matter whether it be a ridge opening or an opening in a slanting roof on one side of the ridge. At this point the roof opening guard is located. It consists of a pan or flat plate-like substantially horizontal portion C adapted to be built into the masonry (as described, with reference to the flange B), and side portions D the upper edges of which conform to the inclination of the roof and are surrounded by and formed integral with a flange E adapted to overlie the edge of the roof opening and prevent the entrance of water, &c. This flange E extends entirely around the roof opening over the shingles, plates or other covering, to which it may or may not be united in any suitable manner desired.

The roof opening guard is preferably made separate from the lining and of the same material, but it is obvious that it may be formed integral, it only being essential that the central portion be parallel with the courses of masonry in order that it may be readily built into the same as shown clearly in Fig. 3.

The shape of the side portions D, it is obvious, may be made to conform to any pitch of roof and if it is for a ridge opening, the said sides will slope away in each direction as indicated in Fig. 1. If it is for an opening in a simple incline, however, the said sides incline in one direction as in Fig. 2 in which instance the sides must be extended around to the back as at D' in said figure, and the flange at the top of such portion being horizontal, it is desirable to bead it along the inner edge at H to prevent the entrance of water between the flange and masonry. So too, it may be found desirable to corrugate the flange as shown in Fig. 1 but this is not essential to the successful working of the invention. Where the opening guard is made separate from the lining as in the preferred construction, I also prefer to provide a bead around the flue opening as at F to prevent any possible leakage of water which might work into the guard and through the masonry.

The practical use of the invention is very simple, the device being built into the usual masonry structure, and by reason of the fact that the horizontal portion of both the opening guard and lining are parallel with the courses of masonry, it is only necessary to

level the masonry off, place the lining or flue guard or both in place and continue the building on the same line as before.

Having thus described my invention, what I claim as new is—

1. A guard for flue openings in roofs, &c. having the flat substantially horizontal plate-like portion adapted to be built in between the courses of masonry with the vertical sides formed with their upper edges conforming to the inclination of the roof and the outwardly projecting flanges along the edges of said sides: substantially as described.

2. A guard for flue openings in roofs &c. having the flat substantially horizontal plate-like portion adapted to be built in between the courses of masonry, the flange along the edge of said portion adapted to overlie the roof plates, the sides joined to said plate like portion and having their edges conforming to the inclination of the roof and the outwardly projecting flanges along the edges of said sides adapted to overlie the roof plates at the sides of the opening: substantially as described.

3. In a guard such as described, the combination with the lining having the out-

wardly projecting flange adapted to be built in between the courses of masonry, of the substantially flat plate-like portion of the roof opening guard surrounding the lining at an intermediate point, the upwardly projecting sides of said plate-like portion having their upper edges conforming to the inclination of the roof and the outwardly projecting flanges surrounding the sides and edges of the plate-like portion: substantially as described.

4. In a guard such as described, the combination with the lining having the outwardly projecting flange adapted to be built in between the courses of masonry, of the substantially flat plate-like portion of the roof opening guard, having the central opening for the passage of the lining whereby it may be adjusted thereon, the upwardly projecting sides on said flat plate-like portion conforming to the inclination of the roof and the outwardly projecting flange; substantially as described.

COLUMBUS N. PARTLOW.

Witnesses:

MARTIN DEHL,
ELIAS BLANKENBEKER.