



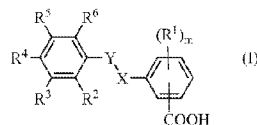
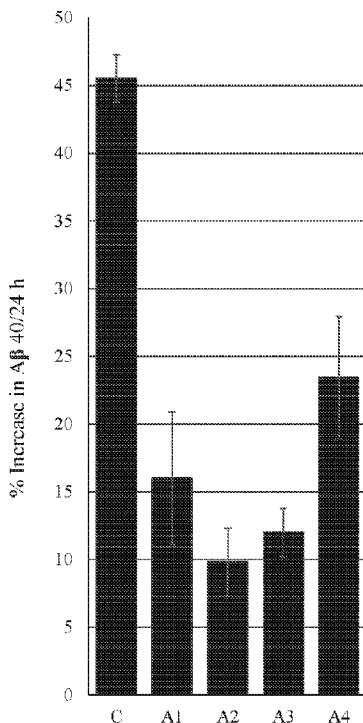
(12) **DEMANDE DE BREVET CANADIEN
CANADIAN PATENT APPLICATION**

(13) **A1**

(86) Date de dépôt PCT/PCT Filing Date: 2019/01/08
(87) Date publication PCT/PCT Publication Date: 2019/07/18
(85) Entrée phase nationale/National Entry: 2020/07/07
(86) N° demande PCT/PCT Application No.: US 2019/012608
(87) N° publication PCT/PCT Publication No.: 2019/139869
(30) Priorité/Priority: 2018/01/10 (US62/615,869)

(51) Cl.Int./Int.Cl. *A61K 31/63* (2006.01),
A61P 25/00 (2006.01), *A61P 25/16* (2006.01),
A61P 25/28 (2006.01), *A61P 27/02* (2006.01)
(71) Demandeur/Applicant:
CURA THERAPEUTICS, LLC, US
(72) Inventeur/Inventor:
DEWJI, NAZNEEN, US
(74) Agent: OSLER, HOSKIN & HARCOURT LLP

(54) Titre : COMPOSITIONS PHARMACEUTIQUES COMPRENANT DES PHENYLSULFONAMIDES, ET LEURS APPLICATIONS THERAPEUTIQUES
(54) Title: PHARMACEUTICAL COMPOSITIONS COMPRISING PHENYLSULFONAMIDES, AND THEIR THERAPEUTIC APPLICATIONS



(57) **Abrégé/Abstract:**

Provided herein are pharmaceutical compositions, each comprising a phenylsulfonamide, for example, a compound of Formula I, or an enantiomer, a mixture of enantiomers, a mixture of two or more diastereomers, a tautomer, a mixture of two or more tautomers, or an isotopic variant thereof; or a pharmaceutically acceptable salt, solvate, hydrate, or prodrug thereof, and a pharmaceutically acceptable excipient. Also provided herein are methods of their use for treating, preventing, or ameliorating one or more symptoms of a neurodegenerative disease.

(12) INTERNATIONAL APPLICATION PUBLISHED UNDER THE PATENT COOPERATION TREATY (PCT)

(19) World Intellectual Property
Organization

International Bureau

(43) International Publication Date
18 July 2019 (18.07.2019)(10) International Publication Number
WO 2019/139869 A1

(51) International Patent Classification:

A61K 31/63 (2006.01) *A61P 25/00* (2006.01)*A61P 25/28* (2006.01) *A61P 27/02* (2006.01)*A61P 25/16* (2006.01)

(21) International Application Number:

PCT/US2019/012608

(22) International Filing Date:

08 January 2019 (08.01.2019)

(25) Filing Language:

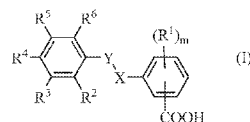
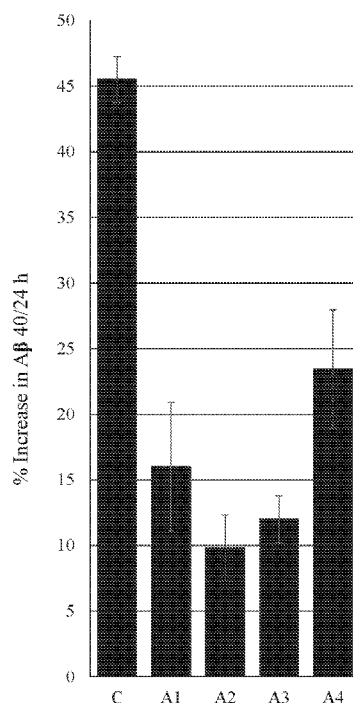
English

(26) Publication Language:

English

(30) Priority Data:

62/615,869 10 January 2018 (10.01.2018) US

(71) Applicant: **CURA THERAPEUTICS LLC** [US/US]; 505
Coast Blvd South, Suite 302, La Jolla, CA 92037 (US).(72) Inventor: **DEWJI, Nazneen**; 3405 Stadium Place, San
Diego, CA 92122 (US).(74) Agent: **YU, Lin** et al.; Jones Day, 250 Vesey Street, New
York, NY 10281-1047 (US).(81) Designated States (unless otherwise indicated, for every
kind of national protection available): AE, AG, AL, AM,
AO, AT, AU, AZ, BA, BB, BG, BH, BN, BR, BW, BY, BZ,
CA, CH, CL, CN, CO, CR, CU, CZ, DE, DJ, DK, DM, DO,
DZ, EC, EE, EG, ES, FI, GB, GD, GE, GH, GM, GT, HN,
HR, HU, ID, IL, IN, IR, IS, JO, JP, KE, KG, KH, KN, KP,
KR, KW, KZ, LA, LC, LK, LR, LS, LU, LY, MA, MD, ME,
MG, MK, MN, MW, MX, MY, MZ, NA, NG, NI, NO, NZ,
OM, PA, PE, PG, PH, PL, PT, QA, RO, RS, RU, RW, SA,
SC, SD, SE, SG, SK, SL, SM, ST, SV, SY, TH, TJ, TM, TN,
TR, TT, TZ, UA, UG, US, UZ, VC, VN, ZA, ZM, ZW.(84) Designated States (unless otherwise indicated, for every
kind of regional protection available): ARIPO (BW, GH,
GM, KE, LR, LS, MW, MZ, NA, RW, SD, SL, ST, SZ, TZ,
UG, ZM, ZW), Eurasian (AM, AZ, BY, KG, KZ, RU, TJ,
TM), European (AL, AT, BE, BG, CH, CY, CZ, DE, DK,
EE, ES, FI, FR, GB, GR, HR, HU, IE, IS, IT, LT, LU, LV,
MC, MK, MT, NL, NO, PL, PT, RO, RS, SE, SI, SK, SM,(54) Title: PHARMACEUTICAL COMPOSITIONS COMPRISING PHENYLSULFONAMIDES, AND THEIR THERAPEUTIC
APPLICATIONS

(57) Abstract: Provided herein are pharmaceutical compositions, each comprising a phenylsulfonamide, for example, a compound of Formula I, or an enantiomer, a mixture of enantiomers, a mixture of two or more diastereomers, a tautomer, a mixture of two or more tautomers, or an isotopic variant thereof; or a pharmaceutically acceptable salt, solvate, hydrate, or prodrug thereof; and a pharmaceutically acceptable excipient. Also provided herein are methods of their use for treating, preventing, or ameliorating one or more symptoms of a neurodegenerative disease.

[Continued on next page]



WO 2019/139869 A1

WO 2019/139869 A1 

TR), OAPI (BF, BJ, CF, CG, CI, CM, GA, GN, GQ, GW,
KM, ML, MR, NE, SN, TD, TG).

Published:

- *with international search report (Art. 21(3))*
- *before the expiration of the time limit for amending the claims and to be republished in the event of receipt of amendments (Rule 48.2(h))*

**PHARMACEUTICAL COMPOSITIONS COMPRISING PHENYLSULFONAMIDES,
AND THEIR THERAPEUTIC APPLICATIONS**

CROSS REFERENCE TO RELATED APPLICATION

[0001] This application claims the benefit of the priority of U.S. Provisional Application No. 62/615,869, filed January 10, 2018; the disclosure of which is incorporated herein by reference in its entirety.

**STATEMENT REGARDING FEDERALLY SPONSORED RESEARCH OR
DEVELOPMENT**

[0002] This invention was made with government support under R43AG05518 and R44AG055182 awarded by National Institutes of Health. The government has certain rights in the invention.

FIELD

[0003] Provided herein are pharmaceutical compositions, each comprising a phenylsulfonamide, or an enantiomer, a mixture of enantiomers, a mixture of two or more diastereomers, a tautomer, a mixture of two or more tautomers, or an isotopic variant thereof; or a pharmaceutically acceptable salt, solvate, hydrate, or prodrug thereof; and a pharmaceutically acceptable excipient. Also provided herein are methods of their use for treating, preventing, or ameliorating one or more symptoms of a disorder, disease, or condition.

BACKGROUND

[0004] Alzheimer's disease (AD), a chronic neurodegenerative disease, is the most common cause of dementia. Ballard *et al.*, *Lancet*. **2011**, *377*, 1019-1031; Kumar and Walter, *Aging* **2011**, *3*, 803-812; Masters *et al.*, *Nat. Rev. Dis. Primers* **2015**, *1*, 15056; Frigerio and Strooper, *Annu. Rev. Neurosci.* **2016**, *39*, 57-79. AD is caused by abnormal deposits of proteins in the brain that destroy cells in the areas of the brain that control memory and mental functions. Ballard *et al.*, *Lancet*. **2011**, *377*, 1019-1031; Masters *et al.*, *Nat. Rev. Dis. Primers* **2015**, *1*, 15056. The accumulation of amyloid β -peptides (A β) is the primary underlying disease

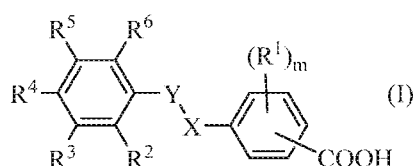
mechanism driving its progression. *Id.* A β peptides create plaque-like deposits in the brain, and accumulate gradually and progressively as a result of an imbalance between their production and clearance. Only when neuronal loss progresses and a certain threshold is reached do the clinical symptoms of AD start to appear. Because A β build-up happens gradually over time, it can take between 10 and 20 years before a patient begins showing any obvious signs of the disease.

[0005] The most common early symptom of AD is difficulty in remembering recent events. As the disease advances, symptoms can include problems with language, disorientation, mood swings, and behavioral issues. People with the disease may even forget important people in their lives and undergo dramatic personality changes. Gradually, bodily functions are lost, ultimately leading to death. Although the speed of progression can vary, the average life expectancy following diagnosis is 3 to 9 years. Masters *et al.*, *Nat. Rev. Dis. Primers* **2015**, *1*, 15056.

[0006] Current AD medications may ameliorate some of the symptoms of the disease. *Id.* However, as of today, there is no cure for AD. *Id.* Therefore, there is an unmet need to develop effective therapeutics for treating AD.

SUMMARY OF THE DISCLOSURE

[0007] Provided herein is a pharmaceutical composition comprising a compound of Formula I:



or an enantiomer, a mixture of enantiomers, a mixture of two or more diastereomers, a tautomer, a mixture of two or more tautomers, or an isotopic variant thereof; or a pharmaceutically acceptable salt, solvate, hydrate, or prodrug thereof; and a pharmaceutically acceptable excipient; wherein:

X is $-\text{SO}_2-$ and Y is $-\text{NR}^{\text{X}}-$; or X is $-\text{NR}^{\text{X}}-$ and Y is $-\text{SO}_2-$;

each R¹ is independently (a) cyano, halo, or nitro; (b) C₁₋₆ alkyl, C₂₋₆ alkenyl, C₂₋₆ alkynyl, C₃₋₁₀ cycloalkyl, C₆₋₁₄ aryl, C₇₋₁₅ aralkyl, heteroaryl, or heterocyclyl; or (c) $-\text{C}(\text{O})\text{R}^{\text{1a}}$,

wherein each alkyl, alkenyl, alkynyl, cycloalkyl, aryl, aralkyl, heteroaryl, and heterocyclyl is optionally substituted with one or more, in one embodiment, one, two, three, or four, substituents Q, where each Q is independently selected from (a) deuterium, cyano, halo, and nitro; (b) C₁₋₆ alkyl, C₂₋₆ alkenyl, C₂₋₆ alkynyl, C₃₋₁₀ cycloalkyl, C₆₋₁₄ aryl, C₇₋₁₅ aralkyl, heteroaryl, and heterocyclyl, each of which is further optionally substituted with one or more, in one embodiment, one, two, three, or four, substituents Q^a; and (c) -C(O)R^a, -C(O)OR^a, -C(O)NR^bR^c, -C(O)SR^a, -C(NR^a)NR^bR^c, -C(S)R^a, -C(S)OR^a, -C(S)NR^bR^c, -OR^a, -OC(O)R^a, -OC(O)OR^a, -OC(O)NR^bR^c, -OC(O)SR^a, -OC(=NR^a)NR^bR^c, -OC(S)R^a, -OC(S)OR^a, -OC(S)NR^bR^c, -OS(O)R^a, -OS(O)₂R^a, -OS(O)NR^bR^c, -OS(O)₂NR^bR^c, -NR^bR^c, -NR^aC(O)R^d, -NR^aC(O)OR^d, -NR^aC(O)NR^bR^c, -NR^aC(O)SR^d, -NR^aC(=NR^d)NR^bR^c, -NR^aC(S)R^d, -NR^aC(S)OR^d, -NR^aC(S)NR^bR^c, -NR^aS(O)R^d, -NR^aS(O)₂R^d, -NR^aS(O)NR^bR^c, -NR^aS(O)₂NR^bR^c, -SR^a, -S(O)R^a, -S(O)₂R^a, -S(O)NR^bR^c, and -S(O)₂NR^bR^c, wherein each R^a, R^b, R^c, and R^d is independently (i) hydrogen or deuterium; (ii) C₁₋₆ alkyl, C₂₋₆ alkenyl, C₂₋₆ alkynyl, C₃₋₁₀ cycloalkyl, C₆₋₁₄ aryl, C₇₋₁₅ aralkyl, heteroaryl, or heterocyclyl, each of which is optionally substituted with one or more, in one embodiment, one, two, three, or four, substituents Q^a; or (iii) R^b and R^c together with the N atom to which they are attached form heterocyclyl, optionally substituted with one or more, in one embodiment, one, two, three, or four, substituents Q^a;

wherein each Q^a is independently selected from the group consisting of (a) deuterium, cyano, halo, and nitro; (b) C₁₋₆ alkyl, C₂₋₆ alkenyl, C₂₋₆ alkynyl, C₃₋₁₀ cycloalkyl, C₆₋₁₄ aryl, C₇₋₁₅ aralkyl, heteroaryl, and heterocyclyl; and (c) -C(O)R^e, -C(O)OR^e, -C(O)NR^fR^g, -C(O)SR^e, -C(NR^e)NR^fR^g, -C(S)R^e, -C(S)OR^e, -C(S)NR^fR^g, -OR^e, -OC(O)R^e, -OC(O)OR^e, -OC(O)NR^fR^g, -OC(O)SR^e, -OC(=NR^e)NR^fR^g, -OC(S)R^e, -OC(S)OR^e, -OC(S)NR^fR^g, -OS(O)R^e, -OS(O)₂R^e, -OS(O)NR^fR^g, -OS(O)₂NR^fR^g, -NR^fR^g, -NR^eC(O)R^h, -NR^eC(O)OR^f, -NR^eC(O)NR^fR^g, -NR^eC(O)SR^f, -NR^eC(=NR^h)NR^fR^g, -NR^eC(S)R^h, -NR^eC(S)OR^f, -NR^eC(S)NR^fR^g, -NR^eS(O)R^h, -NR^eS(O)₂R^h, -NR^eS(O)NR^fR^g, -NR^eS(O)₂NR^fR^g, -SR^e, -S(O)R^e, -S(O)₂R^e, -S(O)NR^fR^g, and -S(O)₂NR^fR^g; wherein each R^e, R^f, R^g, and R^h is independently (i) hydrogen or deuterium; (ii) C₁₋₆ alkyl, C₂₋₆ alkenyl, C₂₋₆ alkynyl, C₃₋₁₀ cycloalkyl, C₆₋₁₄ aryl, C₇₋₁₅ aralkyl, heteroaryl, or heterocyclyl; or (iii) R^f and R^g together with the N atom to which they are attached form heterocyclyl.

[0008] Also provided herein is a method of treating a disorder, disease, or condition, in

one embodiment, a neurodegenerative disease, in a subject, comprising administering to the subject a therapeutically effective amount of a compound of Formula I, or an enantiomer, a mixture of enantiomers, a mixture of two or more diastereomers, a tautomer, a mixture of two or more tautomers, or an isotopic variant thereof; or a pharmaceutically acceptable salt, solvate, hydrate, or prodrug thereof.

[0009] Furthermore provided herein is a method of inhibiting the production of amyloid β in a subject, comprising administering to the subject a therapeutically effective amount of a compound of Formula I, or an enantiomer, a mixture of enantiomers, a mixture of two or more diastereomers, a tautomer, a mixture of two or more tautomers, or an isotopic variant thereof; or a pharmaceutically acceptable salt, solvate, hydrate, or prodrug thereof.

[0010] Provided herein is a method of attenuating the amyloid β level in a subject, comprising administering to the subject a therapeutically effective amount of a compound of Formula I, or an enantiomer, a mixture of enantiomers, a mixture of two or more diastereomers, a tautomer, a mixture of two or more tautomers, or an isotopic variant thereof; or a pharmaceutically acceptable salt, solvate, hydrate, or prodrug thereof.

[0011] Provided herein is a method of inhibiting the production of amyloid β in a cell, comprising contacting the cell with an effective amount of a compound of Formula I, or an enantiomer, a mixture of enantiomers, a mixture of two or more diastereomers, a tautomer, a mixture of two or more tautomers, or an isotopic variant thereof; or a pharmaceutically acceptable salt, solvate, hydrate, or prodrug thereof.

[0012] Provided herein is a method of attenuating the amyloid β -induced signaling pathway activity in a subject, comprising administering to the subject a therapeutically effective amount of a compound of Formula I, or an enantiomer, a mixture of enantiomers, a mixture of two or more diastereomers, a tautomer, a mixture of two or more tautomers, or an isotopic variant thereof; or a pharmaceutically acceptable salt, solvate, hydrate, or prodrug thereof.

[0013] Provided herein is a method of inhibiting the production of a tau protein in a subject, comprising administering to the subject a therapeutically effective amount of a compound of Formula I, or an enantiomer, a mixture of enantiomers, a mixture of two or more

diastereomers, a tautomer, a mixture of two or more tautomers, or an isotopic variant thereof; or a pharmaceutically acceptable salt, solvate, hydrate, or prodrug thereof. In one embodiment, the tau protein is a phosphorylated tau protein. In another embodiment, the tau protein is a hyperphosphorylated tau protein.

[0014] Provided herein is a method of attenuating the tau protein level in a subject, comprising administering to the subject a therapeutically effective amount of a compound of Formula I, or an enantiomer, a mixture of enantiomers, a mixture of two or more diastereomers, a tautomer, a mixture of two or more tautomers, or an isotopic variant thereof; or a pharmaceutically acceptable salt, solvate, hydrate, or prodrug thereof. In one embodiment, the tau protein level is a phosphorylated tau protein level. In another embodiment, the tau protein level is a hyperphosphorylated tau protein level.

[0015] Provided herein is a method of inhibiting the production of a tau protein in a cell, comprising contacting the cell with an effective amount of a compound of Formula I, or an enantiomer, a mixture of enantiomers, a mixture of two or more diastereomers, a tautomer, a mixture of two or more tautomers, or an isotopic variant thereof; or a pharmaceutically acceptable salt, solvate, hydrate, or prodrug thereof. In one embodiment, the tau protein is a phosphorylated tau protein. In another embodiment, the tau protein is a hyperphosphorylated tau protein.

[0016] Provided herein is a method of attenuating the tau protein-induced signaling pathway activity in a subject, comprising administering to the subject a therapeutically effective amount of a compound of Formula I, or an enantiomer, a mixture of enantiomers, a mixture of two or more diastereomers, a tautomer, a mixture of two or more tautomers, or an isotopic variant thereof; or a pharmaceutically acceptable salt, solvate, hydrate, or prodrug thereof.

BRIEF DESCRIPTION OF THE DRAWINGS

[0017] FIG. 1 shows the effect of compounds **A1** to **A4** on the level of amyloid β 40 ($A\beta$ 40) in neurons after 24 h treatment.

[0018] FIG. 2 shows the effect of compounds **A1** to **A3** on the level of amyloid β 42 ($A\beta$ 40) in neurons after 24 h treatment.

DETAILED DESCRIPTION

[0019] To facilitate understanding of the disclosure set forth herein, a number of terms are defined below.

[0020] Generally, the nomenclature used herein and the laboratory procedures in organic chemistry, medicinal chemistry, biochemistry, biology, and pharmacology described herein are those well-known and commonly employed in the art. Unless defined otherwise, all technical and scientific terms used herein generally have the same meaning as commonly understood by one of ordinary skill in the art to which this disclosure belongs.

[0021] The term “subject” refers to an animal, including, but not limited to, a primate (*e.g.*, human), cow, pig, sheep, goat, horse, dog, cat, rabbit, rat, or mouse. The terms “subject” and “patient” are used interchangeably herein in reference, for example, to a mammalian subject, such as a human subject. In one embodiment, the subject is a human.

[0022] The terms “treat,” “treating,” and “treatment” are meant to include alleviating or abrogating a disorder, disease, or condition, or one or more of the symptoms associated with the disorder, disease, or condition; or alleviating or eradicating the cause(s) of the disorder, disease, or condition itself.

[0023] The terms “prevent,” “preventing,” and “prevention” are meant to include a method of delaying and/or precluding the onset of a disorder, disease, or condition, and/or its attendant symptoms; barring a subject from acquiring a disorder, disease, or condition; or reducing a subject’s risk of acquiring a disorder, disease, or condition.

[0024] The terms “alleviate” and “alleviating” refer to easing or reducing one or more symptoms (*e.g.*, pain) of a disorder, disease, or condition. The terms can also refer to reducing adverse effects associated with an active ingredient. Sometimes, the beneficial effects that a subject derives from a prophylactic or therapeutic agent do not result in a cure of the disorder, disease, or condition.

[0025] The term “contacting” or “contact” is meant to refer to bringing together of a therapeutic agent and cell or tissue such that a physiological and/or chemical effect takes place as

a result of such contact. Contacting can take place *in vitro*, *ex vivo*, or *in vivo*. In one embodiment, a therapeutic agent is contacted with a cell in cell culture (*in vitro*) to determine the effect of the therapeutic agent on the cell. In another embodiment, the contacting of a therapeutic agent with a cell or tissue includes the administration of a therapeutic agent to a subject having the cell or tissue to be contacted.

[0026] In certain embodiments, the compounds described herein attenuates (*e.g.*, partially attenuates) an amyloid β activity. In some embodiments, the compounds provided herein attenuates an amyloid β activity by at least about 10%. In some embodiments, the compounds provided herein attenuates an amyloid β activity by at least about 20%. In some embodiments, the compounds provided herein attenuates an amyloid β activity by at least about 30%. In some embodiments, the compounds provided herein attenuates an amyloid β activity at least about 40%. In some embodiments, the compounds provided herein attenuates an amyloid β activity by at least about 50%. In some embodiments, the compounds provided herein attenuates an amyloid β activity by at least about 60%. In some embodiments, the compounds provided herein attenuates an amyloid β activity by at least about 70%. In some embodiments, the compounds provided herein attenuates an amyloid β activity by at least about 80%. In some embodiments, the compounds provided herein attenuates an amyloid β activity by at least about 90%. In some embodiments, the compounds provided herein attenuates an amyloid β activity by at least about 95%. In certain embodiments, the compounds described herein can attenuate (*e.g.*, partially attenuate) an amyloid β activity by at least about 15% to about 65%. In certain embodiments, the compounds described herein can attenuate (*e.g.*, partially attenuate) an amyloid β activity by at least about 30% to about 65%.

[0027] In specific embodiments, the attenuation of an amyloid β activity is assessed by methods known to one of skill in the art. In certain embodiments, the attenuation of an amyloid β activity is relative to the amyloid β activity in the presence of stimulation without any of the compounds described herein.

[0028] A non-limiting example of an amyloid β activity is amyloid β -induced or -mediated signaling. Thus, in certain embodiments, the compound provided herein attenuates (*e.g.*, partially attenuates) amyloid β -induced signaling. Another non-limiting example of

amyloid β -induced signaling is interacting with (including blocking) receptors including but not limited to glucose transporters, NMDAR, AMPAR and acetylcholine receptors, activation of inflammatory signaling pathways, and the activation of one or more kinases including but not limited to GSK-3, CDK5, PKC, PKA and Erk1/2. Activities can include blocking ion channels, disruption of calcium homeostasis, mitochondrial oxidative stress, impaired energy metabolism, abnormal glucose regulation and/or neuronal cell death.

[0029] In certain embodiments, the compound described herein attenuates (*e.g.*, partially attenuates) a tau protein activity. In some embodiments, the compound provided herein attenuates a tau protein activity by at least about 10%. In some embodiments, the compounds provided herein attenuates a tau protein activity by at least about 20%. In some embodiments, the compounds provided herein attenuates a tau protein activity by at least about 30%. In some embodiments, the compounds provided herein attenuates a tau protein activity at least about 40%. In some embodiments, the compounds provided herein attenuates a tau protein activity by at least about 50%. In some embodiments, the compounds provided herein attenuates a tau protein activity by at least about 60%. In some embodiments, the compounds provided herein attenuates a tau protein activity by at least about 70%. In some embodiments, the compounds provided herein attenuates a tau protein activity by at least about 80%. In some embodiments, the compounds provided herein attenuates a tau protein activity by at least about 90%. In some embodiments, the compounds provided herein attenuates a tau protein activity by at least about 95%. In certain embodiments, the compounds described herein can attenuate (*e.g.*, partially attenuate) a tau protein by at least about 15% to about 65%. In certain embodiments, the compounds described herein can attenuate (*e.g.*, partially attenuate) a tau protein by at least about 30% to about 65%.

[0030] In specific embodiments, the attenuation of a tau protein activity is assessed by methods known to one of skill in the art. In certain embodiments, the attenuation of a tau protein activity is relative to the tau protein activity without any of the compounds described herein.

[0031] A non-limiting example of a tau protein activity is a tau protein-induced or -mediated signaling. Thus, in certain embodiments, the compound provided herein attenuates (*e.g.*, partially attenuates) tau protein-induced signaling. Non-limiting examples of a tau protein

activity include interacting with tubulin to stabilize microtubules, formation of helical and/or straight filaments, activation of inflammatory signaling pathways and impaired insulin signaling in the brain.

[0032] The term “therapeutically effective amount” or “effective amount” is meant to include the amount of a compound that, when administered, is sufficient to prevent development of, or alleviate to some extent, one or more of the symptoms of the disorder, disease, or condition being treated. The term “therapeutically effective amount” or “effective amount” also refers to the amount of a compound that is sufficient to elicit a biological or medical response of a biological molecule (*e.g.*, a protein, enzyme, RNA, or DNA), cell, tissue, system, animal, or human, which is being sought by a researcher, veterinarian, medical doctor, or clinician.

[0033] The term “pharmaceutically acceptable carrier,” “pharmaceutically acceptable excipient,” “physiologically acceptable carrier,” or “physiologically acceptable excipient” refers to a pharmaceutically acceptable material, composition, or vehicle, such as a liquid or solid filler, diluent, solvent, or encapsulating material. In one embodiment, each component is “pharmaceutically acceptable” in the sense of being compatible with the other ingredients of a pharmaceutical formulation, and suitable for use in contact with the tissue or organ of a subject (*e.g.*, a human or an animal) without excessive toxicity, irritation, allergic response, immunogenicity, or other problems or complications, commensurate with a reasonable benefit/risk ratio. *See, Remington: The Science and Practice of Pharmacy*, 22nd ed.; Allen Ed.: Philadelphia, PA, 2012; *Handbook of Pharmaceutical Excipients*, 8th ed.; Sheskey *et al.*, Eds.; The Pharmaceutical Press: 2017; *Handbook of Pharmaceutical Additives*, 3rd ed.; Ash and Ash Eds.; Gower Publishing Company: 2007; *Pharmaceutical Preformulation and Formulation*, 2nd ed.; Gibson Ed.; CRC Press LLC: Boca Raton, FL, 2009.

[0034] The term “about” or “approximately” means an acceptable error for a particular value as determined by one of ordinary skill in the art, which depends in part on how the value is measured or determined. In certain embodiments, the term “about” or “approximately” means within 1, 2, 3, or 4 standard deviations. In certain embodiments, the term “about” or “approximately” means within 50%, 20%, 15%, 10%, 9%, 8%, 7%, 6%, 5%, 4%, 3%, 2%, 1%, 0.5%, or 0.05% of a given value or range.

[0035] The terms “active ingredient” and “active substance” refer to a compound, which is administered, alone or in combination with one or more pharmaceutically acceptable excipients, to a subject for treating, preventing, or ameliorating one or more symptoms of a disorder, disease, or condition. As used herein, “active ingredient” and “active substance” may be an optically active isomer of a compound described herein.

[0036] The terms “drug,” “therapeutic agent,” and “chemotherapeutic agent” refer to a compound or a pharmaceutical composition thereof, which is administered to a subject for treating, preventing, or ameliorating one or more symptoms of a disorder, disease, or condition.

[0037] The term “alkyl” refers to a linear or branched saturated monovalent hydrocarbon radical, wherein the alkyl is optionally substituted with one or more substituents Q as described herein. For example, C₁₋₆ alkyl refers to a linear saturated monovalent hydrocarbon radical of 1 to 6 carbon atoms or a branched saturated monovalent hydrocarbon radical of 3 to 6 carbon atoms. In certain embodiments, the alkyl is a linear saturated monovalent hydrocarbon radical that has 1 to 20 (C₁₋₂₀), 1 to 15 (C₁₋₁₅), 1 to 10 (C₁₋₁₀), or 1 to 6 (C₁₋₆) carbon atoms, or branched saturated monovalent hydrocarbon radical of 3 to 20 (C₃₋₂₀), 3 to 15 (C₃₋₁₅), 3 to 10 (C₃₋₁₀), or 3 to 6 (C₃₋₆) carbon atoms. As used herein, linear C₁₋₆ and branched C₃₋₆ alkyl groups are also referred as “lower alkyl.” Examples of alkyl groups include, but are not limited to, methyl, ethyl, propyl (including all isomeric forms), *n*-propyl, isopropyl, butyl (including all isomeric forms), *n*-butyl, isobutyl, *sec*-butyl, *t*-butyl, pentyl (including all isomeric forms), and hexyl (including all isomeric forms).

[0038] The term “alkenyl” refers to a linear or branched monovalent hydrocarbon radical, which contains one or more, in one embodiment, one, two, three, four, or five, in another embodiment, one, carbon-carbon double bond(s). The alkenyl is optionally substituted with one or more substituents Q as described herein. The term “alkenyl” embraces radicals having a “*cis*” or “*trans*” configuration or a mixture thereof, or alternatively, a “*Z*” or “*E*” configuration or a mixture thereof, as appreciated by those of ordinary skill in the art. For example, C₂₋₆ alkenyl refers to a linear unsaturated monovalent hydrocarbon radical of 2 to 6 carbon atoms or a branched unsaturated monovalent hydrocarbon radical of 3 to 6 carbon atoms. In certain embodiments, the alkenyl is a linear monovalent hydrocarbon radical of 2 to 20 (C₂₋₂₀), 2 to 15

(C₂₋₁₅), 2 to 10 (C₂₋₁₀), or 2 to 6 (C₂₋₆) carbon atoms, or a branched monovalent hydrocarbon radical of 3 to 20 (C₃₋₂₀), 3 to 15 (C₃₋₁₅), 3 to 10 (C₃₋₁₀), or 3 to 6 (C₃₋₆) carbon atoms. Examples of alkenyl groups include, but are not limited to, ethenyl, propen-1-yl, propen-2-yl, allyl, butenyl, and 4-methylbutenyl.

[0039] The term “alkynyl” refers to a linear or branched monovalent hydrocarbon radical, which contains one or more, in one embodiment, one, two, three, four, or five, in another embodiment, one, carbon-carbon triple bond(s). The alkynyl is optionally substituted with one or more substituents Q as described herein. For example, C₂₋₆ alkynyl refers to a linear unsaturated monovalent hydrocarbon radical of 2 to 6 carbon atoms or a branched unsaturated monovalent hydrocarbon radical of 4 to 6 carbon atoms. In certain embodiments, the alkynyl is a linear monovalent hydrocarbon radical of 2 to 20 (C₂₋₂₀), 2 to 15 (C₂₋₁₅), 2 to 10 (C₂₋₁₀), or 2 to 6 (C₂₋₆) carbon atoms, or a branched monovalent hydrocarbon radical of 4 to 20 (C₄₋₂₀), 4 to 15 (C₄₋₁₅), 4 to 10 (C₄₋₁₀), or 4 to 6 (C₄₋₆) carbon atoms. Examples of alkynyl groups include, but are not limited to, ethynyl (–C≡CH), propynyl (including all isomeric forms, *e.g.*, 1-propynyl (–C≡CCH₃) and propargyl (–CH₂C≡CH)), butynyl (including all isomeric forms, *e.g.*, 1-butyn-1-yl and 2-butyn-1-yl), pentynyl (including all isomeric forms, *e.g.*, 1-pentyn-1-yl and 1-methyl-2-butyn-1-yl), and hexynyl (including all isomeric forms, *e.g.*, 1-hexyn-1-yl).

[0040] The term “cycloalkyl” refers to a cyclic monovalent hydrocarbon radical, which is optionally substituted with one or more substituents Q as described herein. In one embodiment, the cycloalkyl is a saturated or unsaturated but non-aromatic, and/or bridged or non-bridged, and/or fused bicyclic group. In certain embodiments, the cycloalkyl has from 3 to 20 (C₃₋₂₀), from 3 to 15 (C₃₋₁₅), from 3 to 10 (C₃₋₁₀), or from 3 to 7 (C₃₋₇) carbon atoms. In one embodiment, the cycloalkyl is monocyclic. In another embodiment, the cycloalkyl is bicyclic. In yet another embodiment, the cycloalkyl is polycyclic. Examples of cycloalkyl groups include, but are not limited to, cyclopropyl, cyclobutyl, cyclopentyl, cyclopentenyl, cyclohexyl, cyclohexenyl, cyclohexadienyl, cycloheptyl, cycloheptenyl, bicyclo[2.1.1]hexyl, bicyclo[2.2.1]heptyl, decalinyl, and adamantyl.

[0041] The term “aryl” refers to a monovalent monocyclic aromatic hydrocarbon radical and/or monovalent polycyclic aromatic hydrocarbon radical that contain at least one aromatic

carbon ring. In certain embodiments, the aryl has from 6 to 20 (C₆₋₂₀), from 6 to 15 (C₆₋₁₅), or from 6 to 10 (C₆₋₁₀) ring carbon atoms. Examples of aryl groups include, but are not limited to, phenyl, naphthyl, fluorenyl, azulenyl, anthryl, phenanthryl, pyrenyl, biphenyl, and terphenyl. The aryl also refers to bicyclic or tricyclic carbon rings, where one of the rings is aromatic and the others of which may be saturated, partially unsaturated, or aromatic, for example, dihydronaphthyl, indenyl, indanyl, or tetrahydronaphthyl (tetralinyl). In one embodiment, the aryl is monocyclic. In another embodiment, the aryl is polycyclic. In yet another embodiment, the aryl is bicyclic. In still another embodiment, the aryl is tricyclic. In certain embodiments, the aryl is optionally substituted with one or more substituents Q as described herein.

[0042] The term “aralkyl” or “arylalkyl” refers to a monovalent alkyl group substituted with one or more aryl groups. In certain embodiments, the aralkyl has from 7 to 30 (C₇₋₃₀), from 7 to 20 (C₇₋₂₀), or from 7 to 16 (C₇₋₁₆) carbon atoms. Examples of aralkyl groups include, but are not limited to, benzyl, 2-phenylethyl, and 3-phenylpropyl. In certain embodiments, the aralkyl is optionally substituted with one or more substituents Q as described herein.

[0043] The term “heteroaryl” refers to a monovalent monocyclic aromatic group or monovalent polycyclic aromatic group that contain at least one aromatic ring, wherein at least one aromatic ring contains one or more heteroatoms, each independently selected from O, S, and N, in the ring. The heteroaryl is bonded to the rest of a molecule through the aromatic ring. Each ring of a heteroaryl group can contain one or two O atoms, one or two S atoms, and/or one to four N atoms; provided that the total number of heteroatoms in each ring is four or less and each ring contains at least one carbon atom. In certain embodiments, the heteroaryl has from 5 to 20, from 5 to 15, or from 5 to 10 ring atoms. In one embodiment, the heteroaryl is monocyclic. Examples of monocyclic heteroaryl groups include, but are not limited to, furanyl, imidazolyl, isothiazolyl, isoxazolyl, oxadiazolyl, oxazolyl, pyrazinyl, pyrazolyl, pyridazinyl, pyridyl, pyrimidinyl, pyrrolyl, thiadiazolyl, thiazolyl, thienyl, tetrazolyl, triazinyl, and triazolyl. In another embodiment, the heteroaryl is bicyclic. Examples of bicyclic heteroaryl groups include, but are not limited to, benzofuranyl, benzimidazolyl, benzoisoxazolyl, benzopyranlyl, benzothiadiazolyl, benzothiazolyl, benzothienyl, benzotriazolyl, benzoxazolyl, furopyridyl, imidazopyridinyl, imidazothiazolyl, indolizinylyl, indolyl, indazolyl, isobenzofuranyl, isobenzothienyl, isoindolyl, isoquinolinyl, isothiazolyl, naphthyridinyl, oxazolopyridinyl,

phthalazinyl, pteridinyl, purinyl, pyridopyridyl, pyrrolopyridyl, quinolinyl, quinoxalinyl, quinazolinyl, thiadiazolopyrimidyl, and thienopyridyl. In yet another embodiment, the heteroaryl is tricyclic. Examples of tricyclic heteroaryl groups include, but are not limited to, acridinyl, benzindolyl, carbazolyl, dibenzofuranyl, perimidinyl, phenanthrolinyl, phenanthridinyl, phenarsazinyl, phenazinyl, phenothiazinyl, phenoxazinyl, and xanthenyl. In certain embodiments, the heteroaryl is optionally substituted with one or more substituents Q as described herein.

[0044] The term “heterocyclyl” or “heterocyclic” refers to a monovalent monocyclic non-aromatic ring system or monovalent polycyclic ring system that contains at least one non-aromatic ring, wherein one or more of the non-aromatic ring atoms are heteroatoms, each independently selected from O, S, and N; and the remaining ring atoms are carbon atoms. In certain embodiments, the heterocyclyl or heterocyclic group has from 3 to 20, from 3 to 15, from 3 to 10, from 3 to 8, from 4 to 7, or from 5 to 6 ring atoms. The heterocyclyl is bonded to the rest of a molecule through the non-aromatic ring. In certain embodiments, the heterocyclyl is a monocyclic, bicyclic, tricyclic, or tetracyclic ring system, which may be fused or bridged, and in which nitrogen or sulfur atoms may be optionally oxidized, nitrogen atoms may be optionally quaternized, and some rings may be partially or fully saturated, or aromatic. The heterocyclyl may be attached to the main structure at any heteroatom or carbon atom which results in the creation of a stable compound. Examples of heterocyclyls and heterocyclic groups include, but are not limited to, azepinyl, benzodioxanyl, benzodioxolyl, benzofuranonyl, benzopyranonyl, benzopyranyl, benzotetrahydrofuranyl, benzotetrahydrothienyl, benzothiopyranyl, benzoxazinyl, β -carbolinyl, chromanyl, chromonyl, cinnolinyl, coumarinyl, decahydroisoquinolinyl, dihydrobenzothiazinyl, dihydrobenzisoaxazinyl, dihydrofuryl, dihydroisoindolyl, dihydropyranyl, dihydropyrazolyl, dihydropyrazinyl, dihydropyridinyl, dihydropyrimidinyl, dihydropyrrolyl, dioxolanyl, 1,4-dithianyl, furanonyl, imidazolidinyl, imidazoliny, indolinyl, isobenzotetrahydrofuranyl, isobenzotetrahydrothienyl, isochromanyl, isocoumarinyl, isoindolinyl, isothiazolidinyl, isoxazolidinyl, morpholinyl, octahydroindolyl, octahydroisoindolyl, oxazolidinonyl, oxazolidinyl, oxiranyl, piperazinyl, piperidinyl, 4-piperidonyl, pyrazolidinyl, pyrazolinyl, pyrrolidinyl, pyrrolinyl, quinuclidinyl, tetrahydrofuryl, tetrahydroisoquinolinyl, tetrahydropyranyl, tetrahydrothienyl, thiamorpholinyl, thiazolidinyl, tetrahydroquinolinyl, and 1,3,5-trithianyl. In certain embodiments, the heterocyclyl is optionally

substituted with one or more substituents Q as described herein.

[0045] The term “halogen”, “halide,” or “halo” refers to fluorine, chlorine, bromine, and/or iodine.

[0046] The term “optionally substituted” is intended to mean that a group or substituent, such as an alkyl, alkenyl, alkynyl, cycloalkyl, aryl, aralkyl, heteroaryl, or heterocyclyl group, may be substituted with one or more, one, two, three, or four, substituents Q, each of which is independently selected from, *e.g.*, (a) deuterium (–D), cyano (–CN), halo, and nitro (–NO₂); (b) C₁₋₆ alkyl, C₂₋₆ alkenyl, C₂₋₆ alkynyl, C₃₋₁₀ cycloalkyl, C₆₋₁₄ aryl, C₇₋₁₅ aralkyl, heteroaryl, and heterocyclyl, each of which is further optionally substituted with one or more, in one embodiment, one, two, three, or four, substituents Q^a; and (c) –C(O)R^a, –C(O)OR^a, –C(O)NR^bR^c, –C(O)SR^a, –C(NR^a)NR^bR^c, –C(S)R^a, –C(S)OR^a, –C(S)NR^bR^c, –OR^a, –OC(O)R^a, –OC(O)OR^a, –OC(O)NR^bR^c, –OC(O)SR^a, –OC(=NR^a)NR^bR^c, –OC(S)R^a, –OC(S)OR^a, –OC(S)NR^bR^c, –OS(O)R^a, –OS(O)₂R^a, –OS(O)NR^bR^c, –OS(O)₂NR^bR^c, –NR^bR^c, –NR^aC(O)R^d, –NR^aC(O)OR^d, –NR^aC(O)NR^bR^c, –NR^aC(O)SR^d, –NR^aC(=NR^d)NR^bR^c, –NR^aC(S)R^d, –NR^aC(S)OR^d, –NR^aC(S)NR^bR^c, –NR^aS(O)R^d, –NR^aS(O)₂R^d, –NR^aS(O)NR^bR^c, –NR^aS(O)₂NR^bR^c, –SR^a, –S(O)R^a, –S(O)₂R^a, –S(O)NR^bR^c, and –S(O)₂NR^bR^c, wherein each R^a, R^b, R^c, and R^d is independently (i) hydrogen or deuterium; (ii) C₁₋₆ alkyl, C₂₋₆ alkenyl, C₂₋₆ alkynyl, C₃₋₁₀ cycloalkyl, C₆₋₁₄ aryl, C₇₋₁₅ aralkyl, heteroaryl, or heterocyclyl, each of which is optionally substituted with one or more, in one embodiment, one, two, three, or four, substituents Q^a; or (iii) R^b and R^c together with the N atom to which they are attached form heterocyclyl, optionally substituted with one or more, in one embodiment, one, two, three, or four, substituents Q^a. As used herein, all groups that can be substituted are “optionally substituted,” unless otherwise specified.

[0047] In one embodiment, each Q^a is independently selected from the group consisting of (a) deuterium, cyano, halo, and nitro; (b) C₁₋₆ alkyl, C₂₋₆ alkenyl, C₂₋₆ alkynyl, C₃₋₁₀ cycloalkyl, C₆₋₁₄ aryl, C₇₋₁₅ aralkyl, heteroaryl, and heterocyclyl; and (c) –C(O)R^e, –C(O)OR^e, –C(O)NR^fR^g, –C(O)SR^e, –C(NR^e)NR^fR^g, –C(S)R^e, –C(S)OR^e, –C(S)NR^fR^g, –OR^e, –OC(O)R^e, –OC(O)OR^e, –OC(O)NR^fR^g, –OC(O)SR^e, –OC(=NR^e)NR^fR^g, –OC(S)R^e, –OC(S)OR^e, –OC(S)NR^fR^g, –OS(O)R^e, –OS(O)₂R^e, –OS(O)NR^fR^g, –OS(O)₂NR^fR^g, –NR^fR^g, –NR^eC(O)R^h,

$-\text{NR}^e\text{C}(\text{O})\text{OR}^f$, $-\text{NR}^e\text{C}(\text{O})\text{NR}^f\text{R}^g$, $-\text{NR}^e\text{C}(\text{O})\text{SR}^f$, $-\text{NR}^e\text{C}(=\text{NR}^h)\text{NR}^f\text{R}^g$, $-\text{NR}^e\text{C}(\text{S})\text{R}^h$,
 $-\text{NR}^e\text{C}(\text{S})\text{OR}^f$, $-\text{NR}^e\text{C}(\text{S})\text{NR}^f\text{R}^g$, $-\text{NR}^e\text{S}(\text{O})\text{R}^h$, $-\text{NR}^e\text{S}(\text{O})_2\text{R}^h$, $-\text{NR}^e\text{S}(\text{O})\text{NR}^f\text{R}^g$,
 $-\text{NR}^e\text{S}(\text{O})_2\text{NR}^f\text{R}^g$, $-\text{SR}^e$, $-\text{S}(\text{O})\text{R}^e$, $-\text{S}(\text{O})_2\text{R}^e$, $-\text{S}(\text{O})\text{NR}^f\text{R}^g$, and $-\text{S}(\text{O})_2\text{NR}^f\text{R}^g$; wherein each R^e ,
 R^f , R^g , and R^h is independently (i) hydrogen or deuterium; (ii) C_{1-6} alkyl, C_{2-6} alkenyl, C_{2-6}
 alkynyl, C_{3-10} cycloalkyl, C_{6-14} aryl, C_{7-15} aralkyl, heteroaryl, or heterocyclyl; or (iii) R^f and R^g
 together with the N atom to which they are attached form heterocyclyl.

[0048] In certain embodiments, “optically active” and “enantiomerically active” refer to a collection of molecules, which has an enantiomeric excess of no less than about 50%, no less than about 70%, no less than about 80%, no less than about 90%, no less than about 91%, no less than about 92%, no less than about 93%, no less than about 94%, no less than about 95%, no less than about 96%, no less than about 97%, no less than about 98%, no less than about 99%, no less than about 99.5%, or no less than about 99.8%. In certain embodiments, an optically active compound comprises about 95% or more of one enantiomer and about 5% or less of the other enantiomer based on the total weight of the enantiomeric mixture in question.

[0049] In describing an optically active compound, the prefixes *R* and *S* are used to denote the absolute configuration of the compound about its chiral center(s). The (+) and (-) are used to denote the optical rotation of the compound, that is, the direction in which a plane of polarized light is rotated by the optically active compound. The (-) prefix indicates that the compound is levorotatory, that is, the compound rotates the plane of polarized light to the left or counterclockwise. The (+) prefix indicates that the compound is dextrorotatory, that is, the compound rotates the plane of polarized light to the right or clockwise. However, the sign of optical rotation, (+) and (-), is not related to the absolute configuration of the compound, *R* and *S*.

[0050] The term “isotopically enriched” refers to a compound that contains an unnatural proportion of an isotope at one or more of the atoms that constitute such a compound. In certain embodiments, an isotopically enriched compound contains unnatural proportions of one or more isotopes, including, but not limited to, hydrogen (^1H), deuterium (^2H), tritium (^3H), carbon-11 (^{11}C), carbon-12 (^{12}C), carbon-13 (^{13}C), carbon-14 (^{14}C), nitrogen-13 (^{13}N), nitrogen-14 (^{14}N), nitrogen-15 (^{15}N), oxygen-14 (^{14}O), oxygen-15 (^{15}O), oxygen-16 (^{16}O), oxygen-17 (^{17}O), oxygen-18 (^{18}O), fluorine-17 (^{17}F), fluorine-18 (^{18}F), phosphorus-31 (^{31}P), phosphorus-32 (^{32}P),

phosphorus-33 (^{33}P), sulfur-32 (^{32}S), sulfur-33 (^{33}S), sulfur-34 (^{34}S), sulfur-35 (^{35}S), sulfur-36 (^{36}S), chlorine-35 (^{35}Cl), chlorine-36 (^{36}Cl), chlorine-37 (^{37}Cl), bromine-79 (^{79}Br), bromine-81 (^{81}Br), iodine-123 (^{123}I), iodine-125 (^{125}I), iodine-127 (^{127}I), iodine-129 (^{129}I), and iodine-131 (^{131}I). In certain embodiments, an isotopically enriched compound is in a stable form, that is, non-radioactive. In certain embodiments, an isotopically enriched compound contains unnatural proportions of one or more isotopes, including, but not limited to, hydrogen (^1H), deuterium (^2H), carbon-12 (^{12}C), carbon-13 (^{13}C), nitrogen-14 (^{14}N), nitrogen-15 (^{15}N), oxygen-16 (^{16}O), oxygen-17 (^{17}O), oxygen-18 (^{18}O), fluorine-17 (^{17}F), phosphorus-31 (^{31}P), sulfur-32 (^{32}S), sulfur-33 (^{33}S), sulfur-34 (^{34}S), sulfur-36 (^{36}S), chlorine-35 (^{35}Cl), chlorine-37 (^{37}Cl), bromine-79 (^{79}Br), bromine-81 (^{81}Br), and iodine-127 (^{127}I). In certain embodiments, an isotopically enriched compound is in an unstable form, that is, radioactive. In certain embodiments, an isotopically enriched compound contains unnatural proportions of one or more isotopes, including, but not limited to, tritium (^3H), carbon-11 (^{11}C), carbon-14 (^{14}C), nitrogen-13 (^{13}N), oxygen-14 (^{14}O), oxygen-15 (^{15}O), fluorine-18 (^{18}F), phosphorus-32 (^{32}P), phosphorus-33 (^{33}P), sulfur-35 (^{35}S), chlorine-36 (^{36}Cl), iodine-123 (^{123}I), iodine-125 (^{125}I), iodine-129 (^{129}I), and iodine-131 (^{131}I). It will be understood that, in a compound as provided herein, any hydrogen can be ^2H , as example, or any carbon can be ^{13}C , as example, or any nitrogen can be ^{15}N , as example, or any oxygen can be ^{18}O , as example, where feasible according to the judgment of one of ordinary skill in the art.

[0051] The term “isotopic enrichment” refers to the percentage of incorporation of a less prevalent isotope (*e.g.*, D for deuterium or hydrogen-2) of an element at a given position in a molecule in the place of a more prevalent isotope (*e.g.*, ^1H for protium or hydrogen-1) of the element. As used herein, when an atom at a particular position in a molecule is designated as a particular less prevalent isotope, it is understood that the abundance of that isotope at that position is substantially greater than its natural abundance.

[0052] The term “isotopic enrichment factor” refers the ratio between the isotopic abundance in an isotopically enriched compound and the natural abundance of a specific isotope.

[0053] The term “hydrogen” or the symbol “H” refers to the composition of naturally occurring hydrogen isotopes, which include protium (^1H), deuterium (^2H or D), and tritium (^3H),

in their natural abundances,. Protium is the most common hydrogen isotope having a natural abundance of more than 99.98%. Deuterium is a less prevalent hydrogen isotope having a natural abundance of about 0.0156%.

[0054] The term “deuterium enrichment” refers to the percentage of incorporation of deuterium at a given position in a molecule in the place of hydrogen. For example, deuterium enrichment of 1% at a given position means that 1% of molecules in a given sample contain deuterium at the specified position. Because the naturally occurring distribution of deuterium is about 0.0156% on average, deuterium enrichment at any position in a compound synthesized using non-enriched starting materials is about 0.0156% on average. As used herein, when a particular position in an isotopically enriched compound is designated as having deuterium, it is understood that the abundance of deuterium at that position in the compound is substantially greater than its natural abundance (0.0156%).

[0055] The term “carbon” or the symbol “C” refers to the composition of naturally occurring carbon isotopes, which include carbon-12 (^{12}C) and carbon-13 (^{13}C) in their natural abundances. Carbon-12 is the most common carbon isotope having a natural abundance of more than 98.89%. Carbon-13 is a less prevalent carbon isotope having a natural abundance of about 1.11%.

[0056] The term “carbon-13 enrichment” or “ ^{13}C enrichment” refers to the percentage of incorporation of carbon-13 at a given position in a molecule in the place of carbon. For example, carbon-13 enrichment of 10% at a given position means that 10% of molecules in a given sample contain carbon-13 at the specified position. Because the naturally occurring distribution of carbon-13 is about 1.11% on average, carbon-13 enrichment at any position in a compound synthesized using non-enriched starting materials is about 1.11% on average. As used herein, when a particular position in an isotopically enriched compound is designated as having carbon-13, it is understood that the abundance of carbon-13 at that position in the compound is substantially greater than its natural abundance (1.11%).

[0057] The terms “substantially pure” and “substantially homogeneous” mean sufficiently homogeneous to appear free of readily detectable impurities as determined by standard analytical methods used by one of ordinary skill in the art, including, but not limited to,

thin layer chromatography (TLC), gel electrophoresis, high performance liquid chromatography (HPLC), gas chromatography (GC), nuclear magnetic resonance (NMR), and mass spectrometry (MS); or sufficiently pure such that further purification would not detectably alter the physical, chemical, biological, and/or pharmacological properties, such as enzymatic and biological activities, of the substance. In certain embodiments, “substantially pure” or “substantially homogeneous” refers to a collection of molecules, wherein at least about 50%, at least about 70%, at least about 80%, at least about 90%, at least about 95%, at least about 98%, at least about 99%, or at least about 99.5% by weight of the molecules are a single compound, including a single enantiomer, a racemic mixture, or a mixture of enantiomers, as determined by standard analytical methods. As used herein, when an atom at a particular position in an isotopically enriched molecule is designated as a particular less prevalent isotope, a molecule that contains other than the designated isotope at the specified position is an impurity with respect to the isotopically enriched compound. Thus, for a deuterated compound that has an atom at a particular position designated as deuterium, a compound that contains a protium at the same position is an impurity.

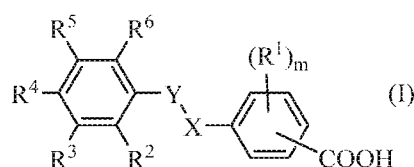
[0058] The term “solvate” refers to a complex or aggregate formed by one or more molecules of a solute, *e.g.*, a compound provided herein, and one or more molecules of a solvent, which are present in stoichiometric or non-stoichiometric amount. Suitable solvents include, but are not limited to, water, methanol, ethanol, *n*-propanol, isopropanol, and acetic acid. In certain embodiments, the solvent is pharmaceutically acceptable. In one embodiment, the complex or aggregate is in a crystalline form. In another embodiment, the complex or aggregate is in a noncrystalline form. Where the solvent is water, the solvate is a hydrate. Examples of hydrates include, but are not limited to, a hemihydrate, monohydrate, dihydrate, trihydrate, tetrahydrate, and pentahydrate.

[0059] The phrase “an enantiomer, a mixture of enantiomers, a mixture of two or more diastereomers, a tautomer, a mixture of two or more tautomers, or an isotopic variant thereof; or a pharmaceutically acceptable salt, solvate, hydrate, or prodrug thereof” has the same meaning as the phrase “(i) an enantiomer, a mixture of enantiomers, a mixture of two or more diastereomers, a tautomer, a mixture of two or more tautomers, or an isotopic variant of the compound referenced therein; or (ii) a pharmaceutically acceptable salt, solvate, hydrate, or prodrug of the

compound referenced therein, or (iii) a pharmaceutically acceptable salt, solvate, hydrate, or prodrug of an enantiomer, a mixture of enantiomers, a mixture of two or more diastereomers, a tautomer, a mixture of two or more tautomers, or an isotopic variant of the compound referenced therein.”

Pharmaceutical Compositions

[0060] In one embodiment, provided herein is a pharmaceutical composition comprising a compound of Formula I:



or an enantiomer, a mixture of enantiomers, a mixture of two or more diastereomers, a tautomer, a mixture of two or more tautomers, or an isotopic variant thereof; or a pharmaceutically acceptable salt, solvate, hydrate, or prodrug thereof; and a pharmaceutically acceptable excipient; wherein:

X is $-\text{SO}_2-$ and Y is $-\text{NR}^{\text{X}}-$; or X is $-\text{NR}^{\text{X}}-$ and Y is $-\text{SO}_2-$;

each R^1 is independently (a) cyano, halo, or nitro; (b) C_{1-6} alkyl, C_{2-6} alkenyl, C_{2-6} alkynyl, C_{3-10} cycloalkyl, C_{6-14} aryl, C_{7-15} aralkyl, heteroaryl, or heterocyclyl; or (c) $-\text{C}(\text{O})\text{R}^{1a}$, $-\text{C}(\text{O})\text{OR}^{1a}$, $-\text{C}(\text{O})\text{NR}^{1b}\text{R}^{1c}$, $-\text{C}(\text{O})\text{SR}^{1a}$, $-\text{C}(\text{NR}^{1a})\text{NR}^{1b}\text{R}^{1c}$, $-\text{C}(\text{S})\text{R}^{1a}$, $-\text{C}(\text{S})\text{OR}^{1a}$, $-\text{C}(\text{S})\text{NR}^{1b}\text{R}^{1c}$, $-\text{OR}^{1a}$, $-\text{OC}(\text{O})\text{R}^{1a}$, $-\text{OC}(\text{O})\text{OR}^{1a}$, $-\text{OC}(\text{O})\text{NR}^{1b}\text{R}^{1c}$, $-\text{OC}(\text{O})\text{SR}^{1a}$, $-\text{OC}(=\text{NR}^{1a})\text{NR}^{1b}\text{R}^{1c}$, $-\text{OC}(\text{S})\text{R}^{1a}$, $-\text{OC}(\text{S})\text{OR}^{1a}$, $-\text{OC}(\text{S})\text{NR}^{1b}\text{R}^{1c}$, $-\text{OS}(\text{O})\text{R}^{1a}$, $-\text{OS}(\text{O})_2\text{R}^{1a}$, $-\text{OS}(\text{O})\text{NR}^{1b}\text{R}^{1c}$, $-\text{OS}(\text{O})_2\text{NR}^{1b}\text{R}^{1c}$, $-\text{NR}^{1b}\text{R}^{1c}$, $-\text{NR}^{1a}\text{C}(\text{O})\text{R}^{1d}$, $-\text{NR}^{1a}\text{C}(\text{O})\text{OR}^{1d}$, $-\text{NR}^{1a}\text{C}(\text{O})\text{NR}^{1b}\text{R}^{1c}$, $-\text{NR}^{1a}\text{C}(\text{O})\text{SR}^{1d}$, $-\text{NR}^{1a}\text{C}(=\text{NR}^{1d})\text{NR}^{1b}\text{R}^{1c}$, $-\text{NR}^{1a}\text{C}(\text{S})\text{R}^{1d}$, $-\text{NR}^{1a}\text{C}(\text{S})\text{OR}^{1d}$, $-\text{NR}^{1a}\text{C}(\text{S})\text{NR}^{1b}\text{R}^{1c}$, $-\text{NR}^{1a}\text{S}(\text{O})\text{R}^{1d}$, $-\text{NR}^{1a}\text{S}(\text{O})_2\text{R}^{1d}$, $-\text{NR}^{1a}\text{S}(\text{O})\text{NR}^{1b}\text{R}^{1c}$, $-\text{NR}^{1a}\text{S}(\text{O})_2\text{NR}^{1b}\text{R}^{1c}$, $-\text{S}(\text{O})\text{R}^{1a}$, $-\text{S}(\text{O})_2\text{R}^{1a}$, $-\text{S}(\text{O})\text{NR}^{1b}\text{R}^{1c}$, or $-\text{S}(\text{O})_2\text{NR}^{1b}\text{R}^{1c}$;

R^2 , R^5 , R^6 , and R^{X} are each independently (a) hydrogen, deuterium, cyano, halo, or nitro; (b) C_{1-6} alkyl, C_{2-6} alkenyl, C_{2-6} alkynyl, C_{3-10} cycloalkyl, C_{6-14} aryl, C_{7-15} aralkyl, heteroaryl, or heterocyclyl; or (c) $-\text{C}(\text{O})\text{R}^{1a}$, $-\text{C}(\text{O})\text{OR}^{1a}$, $-\text{C}(\text{O})\text{NR}^{1b}\text{R}^{1c}$, $-\text{C}(\text{O})\text{SR}^{1a}$, $-\text{C}(\text{NR}^{1a})\text{NR}^{1b}\text{R}^{1c}$, $-\text{C}(\text{S})\text{R}^{1a}$, $-\text{C}(\text{S})\text{OR}^{1a}$, $-\text{C}(\text{S})\text{NR}^{1b}\text{R}^{1c}$, $-\text{OR}^{1a}$, $-\text{OC}(\text{O})\text{R}^{1a}$, $-\text{OC}(\text{O})\text{OR}^{1a}$, $-\text{OC}(\text{O})\text{NR}^{1b}\text{R}^{1c}$, $-\text{OC}(\text{O})\text{SR}^{1a}$, $-\text{OC}(=\text{NR}^{1a})\text{NR}^{1b}\text{R}^{1c}$, $-\text{OC}(\text{S})\text{R}^{1a}$, $-\text{OC}(\text{S})\text{OR}^{1a}$, $-\text{OC}(\text{S})\text{NR}^{1b}\text{R}^{1c}$, $-\text{OS}(\text{O})\text{R}^{1a}$, $-\text{OS}(\text{O})_2\text{R}^{1a}$, $-\text{OS}(\text{O})\text{NR}^{1b}\text{R}^{1c}$, $-\text{OS}(\text{O})_2\text{NR}^{1b}\text{R}^{1c}$, $-\text{NR}^{1b}\text{R}^{1c}$, $-\text{NR}^{1a}\text{C}(\text{O})\text{R}^{1d}$,

$-\text{NR}^{1a}\text{C}(\text{O})\text{OR}^{1d}$, $-\text{NR}^{1a}\text{C}(\text{O})\text{NR}^{1b}\text{R}^{1c}$, $-\text{NR}^{1a}\text{C}(\text{O})\text{SR}^{1d}$, $-\text{NR}^{1a}\text{C}(=\text{NR}^{1d})\text{NR}^{1b}\text{R}^{1c}$, $-\text{NR}^{1a}\text{C}(\text{S})\text{R}^{1d}$,
 $-\text{NR}^{1a}\text{C}(\text{S})\text{OR}^{1d}$, $-\text{NR}^{1a}\text{C}(\text{S})\text{NR}^{1b}\text{R}^{1c}$, $-\text{NR}^{1a}\text{S}(\text{O})\text{R}^{1d}$, $-\text{NR}^{1a}\text{S}(\text{O})_2\text{R}^{1d}$, $-\text{NR}^{1a}\text{S}(\text{O})\text{NR}^{1b}\text{R}^{1c}$,
 $-\text{NR}^{1a}\text{S}(\text{O})_2\text{NR}^{1b}\text{R}^{1c}$, $-\text{S}(\text{O})\text{R}^{1a}$, $-\text{S}(\text{O})_2\text{R}^{1a}$, $-\text{S}(\text{O})\text{NR}^{1b}\text{R}^{1c}$, or $-\text{S}(\text{O})_2\text{NR}^{1b}\text{R}^{1c}$;

R^3 is (a) cyano, halo, or nitro; (b) C_{1-6} alkyl, C_{2-6} alkenyl, C_{2-6} alkynyl, C_{3-10} cycloalkyl, C_{6-14} aryl, C_{7-15} aralkyl, heteroaryl, or heterocyclyl; or (c) $-\text{C}(\text{O})\text{R}^{1a}$, $-\text{C}(\text{O})\text{OR}^{1a}$,
 $-\text{C}(\text{O})\text{NR}^{1b}\text{R}^{1c}$, $-\text{C}(\text{O})\text{SR}^{1a}$, $-\text{C}(\text{NR}^{1a})\text{NR}^{1b}\text{R}^{1c}$, $-\text{C}(\text{S})\text{R}^{1a}$, $-\text{C}(\text{S})\text{OR}^{1a}$, $-\text{C}(\text{S})\text{NR}^{1b}\text{R}^{1c}$, $-\text{OR}^{1a}$,
 $-\text{OC}(\text{O})\text{R}^{1a}$, $-\text{OC}(\text{O})\text{OR}^{1a}$, $-\text{OC}(\text{O})\text{NR}^{1b}\text{R}^{1c}$, $-\text{OC}(\text{O})\text{SR}^{1a}$, $-\text{OC}(=\text{NR}^{1a})\text{NR}^{1b}\text{R}^{1c}$, $-\text{OC}(\text{S})\text{R}^{1a}$,
 $-\text{OC}(\text{S})\text{OR}^{1a}$, $-\text{OC}(\text{S})\text{NR}^{1b}\text{R}^{1c}$, $-\text{OS}(\text{O})\text{R}^{1a}$, $-\text{OS}(\text{O})_2\text{R}^{1a}$, $-\text{OS}(\text{O})\text{NR}^{1b}\text{R}^{1c}$, $-\text{OS}(\text{O})_2\text{NR}^{1b}\text{R}^{1c}$,
 $-\text{NR}^{1b}\text{R}^{1c}$, $-\text{NR}^{1a}\text{C}(\text{O})\text{R}^{1d}$, $-\text{NR}^{1a}\text{C}(\text{O})\text{OR}^{1d}$, $-\text{NR}^{1a}\text{C}(\text{O})\text{NR}^{1b}\text{R}^{1c}$, $-\text{NR}^{1a}\text{C}(\text{O})\text{SR}^{1d}$,
 $-\text{NR}^{1a}\text{C}(=\text{NR}^{1d})\text{NR}^{1b}\text{R}^{1c}$, $-\text{NR}^{1a}\text{C}(\text{S})\text{R}^{1d}$, $-\text{NR}^{1a}\text{C}(\text{S})\text{OR}^{1d}$, $-\text{NR}^{1a}\text{C}(\text{S})\text{NR}^{1b}\text{R}^{1c}$, $-\text{NR}^{1a}\text{S}(\text{O})\text{R}^{1d}$,
 $-\text{NR}^{1a}\text{S}(\text{O})_2\text{R}^{1d}$, $-\text{NR}^{1a}\text{S}(\text{O})\text{NR}^{1b}\text{R}^{1c}$, $-\text{NR}^{1a}\text{S}(\text{O})_2\text{NR}^{1b}\text{R}^{1c}$, $-\text{S}(\text{O})\text{R}^{1a}$, $-\text{S}(\text{O})_2\text{R}^{1a}$, $-\text{S}(\text{O})\text{NR}^{1b}\text{R}^{1c}$,
or $-\text{S}(\text{O})_2\text{NR}^{1b}\text{R}^{1c}$;

R^4 is hydrogen, deuterium, cyano, or fluoro;

each R^{1a} , R^{1b} , R^{1c} , and R^{1d} is independently hydrogen, deuterium, C_{1-6} alkyl, C_{2-6} alkenyl, C_{2-6} alkynyl, C_{3-10} cycloalkyl, C_{6-14} aryl, C_{7-15} aralkyl, heteroaryl, or heterocyclyl; or R^{1a} and R^{1c} together with the C and N atoms to which they are attached form heterocyclyl; or R^{1b} and R^{1c} together with the N atom to which they are attached form heterocyclyl; and

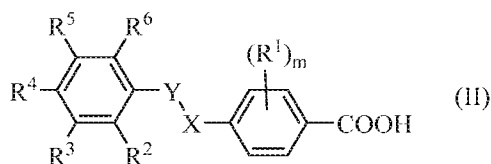
m is an integer of 0, 1, 2, 3, or 4;

wherein each alkyl, alkenyl, alkynyl, cycloalkyl, aryl, aralkyl, heteroaryl, and heterocyclyl is optionally substituted with one or more, in one embodiment, one, two, three, or four, substituents Q, where each Q is independently selected from (a) deuterium, cyano, halo, and nitro; (b) C_{1-6} alkyl, C_{2-6} alkenyl, C_{2-6} alkynyl, C_{3-10} cycloalkyl, C_{6-14} aryl, C_{7-15} aralkyl, heteroaryl, and heterocyclyl, each of which is further optionally substituted with one or more, in one embodiment, one, two, three, or four, substituents Q^a ; and (c) $-\text{C}(\text{O})\text{R}^a$, $-\text{C}(\text{O})\text{OR}^a$,
 $-\text{C}(\text{O})\text{NR}^{b}\text{R}^c$, $-\text{C}(\text{O})\text{SR}^a$, $-\text{C}(\text{NR}^a)\text{NR}^{b}\text{R}^c$, $-\text{C}(\text{S})\text{R}^a$, $-\text{C}(\text{S})\text{OR}^a$, $-\text{C}(\text{S})\text{NR}^{b}\text{R}^c$, $-\text{OR}^a$, $-\text{OC}(\text{O})\text{R}^a$,
 $-\text{OC}(\text{O})\text{OR}^a$, $-\text{OC}(\text{O})\text{NR}^{b}\text{R}^c$, $-\text{OC}(\text{O})\text{SR}^a$, $-\text{OC}(=\text{NR}^a)\text{NR}^{b}\text{R}^c$, $-\text{OC}(\text{S})\text{R}^a$, $-\text{OC}(\text{S})\text{OR}^a$,
 $-\text{OC}(\text{S})\text{NR}^{b}\text{R}^c$, $-\text{OS}(\text{O})\text{R}^a$, $-\text{OS}(\text{O})_2\text{R}^a$, $-\text{OS}(\text{O})\text{NR}^{b}\text{R}^c$, $-\text{OS}(\text{O})_2\text{NR}^{b}\text{R}^c$, $-\text{NR}^{b}\text{R}^c$, $-\text{NR}^a\text{C}(\text{O})\text{R}^d$,
 $-\text{NR}^a\text{C}(\text{O})\text{OR}^d$, $-\text{NR}^a\text{C}(\text{O})\text{NR}^{b}\text{R}^c$, $-\text{NR}^a\text{C}(\text{O})\text{SR}^d$, $-\text{NR}^a\text{C}(=\text{NR}^d)\text{NR}^{b}\text{R}^c$, $-\text{NR}^a\text{C}(\text{S})\text{R}^d$,
 $-\text{NR}^a\text{C}(\text{S})\text{OR}^d$, $-\text{NR}^a\text{C}(\text{S})\text{NR}^{b}\text{R}^c$, $-\text{NR}^a\text{S}(\text{O})\text{R}^d$, $-\text{NR}^a\text{S}(\text{O})_2\text{R}^d$, $-\text{NR}^a\text{S}(\text{O})\text{NR}^{b}\text{R}^c$,
 $-\text{NR}^a\text{S}(\text{O})_2\text{NR}^{b}\text{R}^c$, $-\text{SR}^a$, $-\text{S}(\text{O})\text{R}^a$, $-\text{S}(\text{O})_2\text{R}^a$, $-\text{S}(\text{O})\text{NR}^{b}\text{R}^c$, and $-\text{S}(\text{O})_2\text{NR}^{b}\text{R}^c$, wherein each R^a , R^b , R^c , and R^d is independently (i) hydrogen or deuterium; (ii) C_{1-6} alkyl, C_{2-6} alkenyl, C_{2-6}

alkynyl, C₃₋₁₀ cycloalkyl, C₆₋₁₄ aryl, C₇₋₁₅ aralkyl, heteroaryl, or heterocyclyl, each of which is optionally substituted with one or more, in one embodiment, one, two, three, or four, substituents Q^a; or (iii) R^b and R^c together with the N atom to which they are attached form heterocyclyl, optionally substituted with one or more, in one embodiment, one, two, three, or four, substituents Q^a;

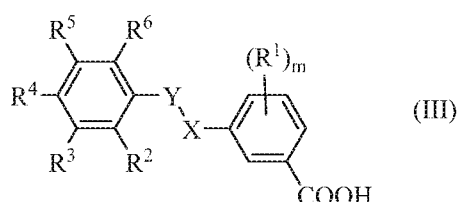
wherein each Q^a is independently selected from the group consisting of (a) deuterium, cyano, halo, and nitro; (b) C₁₋₆ alkyl, C₂₋₆ alkenyl, C₂₋₆ alkynyl, C₃₋₁₀ cycloalkyl, C₆₋₁₄ aryl, C₇₋₁₅ aralkyl, heteroaryl, and heterocyclyl; and (c) -C(O)R^e, -C(O)OR^e, -C(O)NR^fR^g, -C(O)SR^e, -C(NR^e)NR^fR^g, -C(S)R^e, -C(S)OR^e, -C(S)NR^fR^g, -OR^e, -OC(O)R^e, -OC(O)OR^e, -OC(O)NR^fR^g, -OC(O)SR^e, -OC(=NR^e)NR^fR^g, -OC(S)R^e, -OC(S)OR^e, -OC(S)NR^fR^g, -OS(O)R^e, -OS(O)₂R^e, -OS(O)NR^fR^g, -OS(O)₂NR^fR^g, -NR^fR^g, -NR^eC(O)R^h, -NR^eC(O)OR^f, -NR^eC(O)NR^fR^g, -NR^eC(O)SR^f, -NR^eC(=NR^h)NR^fR^g, -NR^eC(S)R^h, -NR^eC(S)OR^f, -NR^eC(S)NR^fR^g, -NR^eS(O)R^h, -NR^eS(O)₂R^h, -NR^eS(O)NR^fR^g, -NR^eS(O)₂NR^fR^g, -SR^e, -S(O)R^e, -S(O)₂R^e, -S(O)NR^fR^g, and -S(O)₂NR^fR^g; wherein each R^e, R^f, R^g, and R^h is independently (i) hydrogen or deuterium; (ii) C₁₋₆ alkyl, C₂₋₆ alkenyl, C₂₋₆ alkynyl, C₃₋₁₀ cycloalkyl, C₆₋₁₄ aryl, C₇₋₁₅ aralkyl, heteroaryl, or heterocyclyl; or (iii) R^f and R^g together with the N atom to which they are attached form heterocyclyl.

[0061] In one embodiment, the compound provided herein has the structure of Formula II:



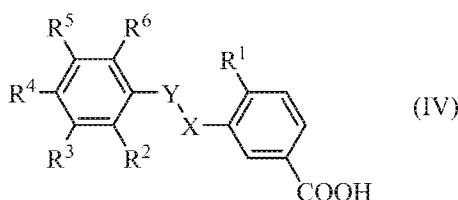
or an enantiomer, a mixture of enantiomers, a mixture of two or more diastereomers, a tautomer, a mixture of two or more tautomers, or an isotopic variant thereof; or a pharmaceutically acceptable salt, solvate, hydrate, or prodrug thereof; wherein R¹, R², R³, R⁴, R⁵, R⁶, X, Y, and m are each as defined herein.

[0062] In another embodiment, the compound provided herein has the structure of Formula III:



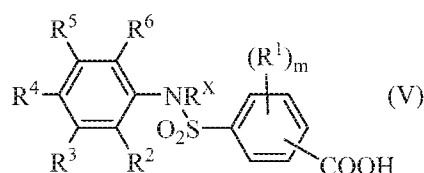
or an enantiomer, a mixture of enantiomers, a mixture of two or more diastereomers, a tautomer, a mixture of two or more tautomers, or an isotopic variant thereof; or a pharmaceutically acceptable salt, solvate, hydrate, or prodrug thereof; wherein R^1 , R^2 , R^3 , R^4 , R^5 , R^6 , X, Y, and m are each as defined herein.

[0063] In yet another embodiment, the compound provided herein has the structure of Formula IV:



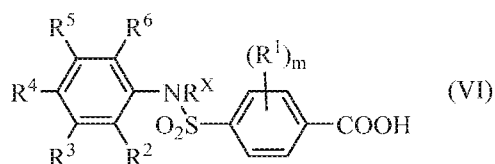
or an enantiomer, a mixture of enantiomers, a mixture of two or more diastereomers, a tautomer, a mixture of two or more tautomers, or an isotopic variant thereof; or a pharmaceutically acceptable salt, solvate, hydrate, or prodrug thereof; wherein R^1 , R^2 , R^3 , R^4 , R^5 , R^6 , X, and Y are each as defined herein.

[0064] In yet another embodiment, the compound provided herein has the structure of Formula V:



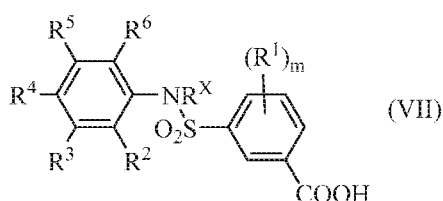
or an enantiomer, a mixture of enantiomers, a mixture of two or more diastereomers, a tautomer, a mixture of two or more tautomers, or an isotopic variant thereof; or a pharmaceutically acceptable salt, solvate, hydrate, or prodrug thereof; wherein R^1 , R^2 , R^3 , R^4 , R^5 , R^6 , R^X , and m are each as defined herein.

[0065] In yet another embodiment, the compound provided herein has the structure of Formula VI:



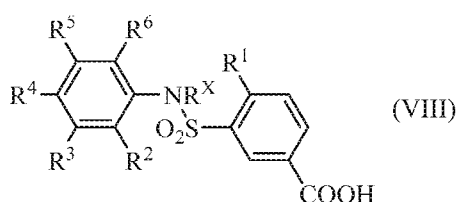
or an enantiomer, a mixture of enantiomers, a mixture of two or more diastereomers, a tautomer, a mixture of two or more tautomers, or an isotopic variant thereof; or a pharmaceutically acceptable salt, solvate, hydrate, or prodrug thereof; wherein R^1 , R^2 , R^3 , R^4 , R^5 , R^6 , R^X , and m are each as defined herein.

[0066] In yet another embodiment, the compound provided herein has the structure of Formula VII:



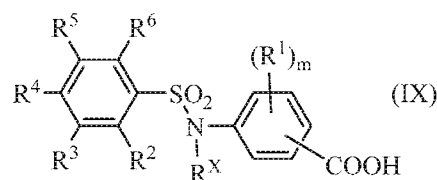
or an enantiomer, a mixture of enantiomers, a mixture of two or more diastereomers, a tautomer, a mixture of two or more tautomers, or an isotopic variant thereof; or a pharmaceutically acceptable salt, solvate, hydrate, or prodrug thereof; wherein R^1 , R^2 , R^3 , R^4 , R^5 , R^6 , R^X , and m are each as defined herein.

[0067] In yet another embodiment, the compound provided herein has the structure of Formula VIII:



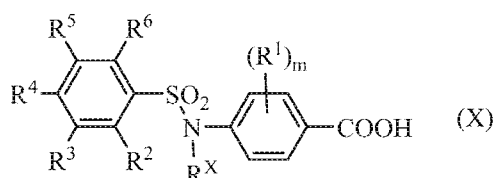
or an enantiomer, a mixture of enantiomers, a mixture of two or more diastereomers, a tautomer, a mixture of two or more tautomers, or an isotopic variant thereof; or a pharmaceutically acceptable salt, solvate, hydrate, or prodrug thereof; wherein R^1 , R^2 , R^3 , R^4 , R^5 , R^6 , and R^X are each as defined herein.

[0068] In yet another embodiment, the compound provided herein has the structure of Formula IX:



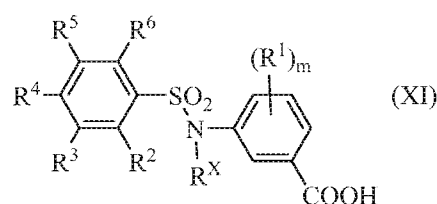
or an enantiomer, a mixture of enantiomers, a mixture of two or more diastereomers, a tautomer, a mixture of two or more tautomers, or an isotopic variant thereof; or a pharmaceutically acceptable salt, solvate, hydrate, or prodrug thereof; wherein R^1 , R^2 , R^3 , R^4 , R^5 , R^6 , R^X , and m are each as defined herein.

[0069] In yet another embodiment, the compound provided herein has the structure of Formula X:



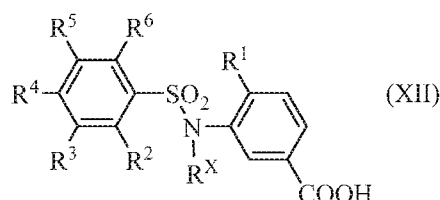
or an enantiomer, a mixture of enantiomers, a mixture of two or more diastereomers, a tautomer, a mixture of two or more tautomers, or an isotopic variant thereof; or a pharmaceutically acceptable salt, solvate, hydrate, or prodrug thereof; wherein R^1 , R^2 , R^3 , R^4 , R^5 , R^6 , R^X , and m are each as defined herein.

[0070] In yet another embodiment, the compound provided herein has the structure of Formula XI:



or an enantiomer, a mixture of enantiomers, a mixture of two or more diastereomers, a tautomer, a mixture of two or more tautomers, or an isotopic variant thereof; or a pharmaceutically acceptable salt, solvate, hydrate, or prodrug thereof; wherein R^1 , R^2 , R^3 , R^4 , R^5 , R^6 , R^X , and m are each as defined herein.

[0071] In still another embodiment, the compound provided herein has the structure of Formula XII:



or an enantiomer, a mixture of enantiomers, a mixture of two or more diastereomers, a tautomer, a mixture of two or more tautomers, or an isotopic variant thereof; or a pharmaceutically acceptable salt, solvate, hydrate, or prodrug thereof; wherein R^1 , R^2 , R^3 , R^4 , R^5 , R^6 , and R^X are each as defined herein.

[0072] In one embodiment, in any one of Formulae I to XII,

each R^1 is independently (a) cyano, halo, or nitro; (b) C_{1-6} alkyl, C_{2-6} alkenyl, C_{2-6} alkynyl, C_{3-10} cycloalkyl, C_{6-14} aryl, C_{7-15} aralkyl, heteroaryl, or heterocyclyl; or (c) $-C(O)R^{1a}$, $-C(O)OR^{1a}$, $-C(O)NR^{1b}R^{1c}$, $-C(O)SR^{1a}$, $-C(NR^{1a})NR^{1b}R^{1c}$, $-C(S)R^{1a}$, $-C(S)OR^{1a}$, $-C(S)NR^{1b}R^{1c}$, C_{1-6} alkoxy, $-OC(O)R^{1a}$, $-OC(O)OR^{1a}$, $-OC(O)NR^{1b}R^{1c}$, $-OC(O)SR^{1a}$, $-OC(=NR^{1a})NR^{1b}R^{1c}$, $-OC(S)R^{1a}$, $-OC(S)OR^{1a}$, $-OC(S)NR^{1b}R^{1c}$, $-OS(O)R^{1a}$, $-OS(O)_2R^{1a}$, $-OS(O)NR^{1b}R^{1c}$, $-OS(O)_2NR^{1b}R^{1c}$, $-NR^{1b}R^{1c}$, $-NR^{1a}C(O)R^{1d}$, $-NR^{1a}C(O)OR^{1d}$, $-NR^{1a}C(O)NR^{1b}R^{1c}$, $-NR^{1a}C(O)SR^{1d}$, $-NR^{1a}C(=NR^{1d})NR^{1b}R^{1c}$, $-NR^{1a}C(S)R^{1d}$, $-NR^{1a}C(S)OR^{1d}$, $-NR^{1a}C(S)NR^{1b}R^{1c}$, $-NR^{1a}S(O)R^{1d}$, $-NR^{1a}S(O)_2R^{1d}$, $-NR^{1a}S(O)NR^{1b}R^{1c}$, $-NR^{1a}S(O)_2NR^{1b}R^{1c}$, $-S(O)R^{1a}$, $-S(O)_2R^{1a}$, $-S(O)NR^{1b}R^{1c}$, or $-S(O)_2NR^{1b}R^{1c}$;

R^2 , R^5 , R^6 , and R^X are each independently (a) hydrogen, deuterium, cyano, halo, or nitro; (b) C_{1-6} alkyl, C_{2-6} alkenyl, C_{2-6} alkynyl, C_{3-10} cycloalkyl, C_{6-14} aryl, C_{7-15} aralkyl, heteroaryl, or heterocyclyl; or (c) $-C(O)R^{1a}$, $-C(O)OR^{1a}$, $-C(O)NR^{1b}R^{1c}$, $-C(O)SR^{1a}$, $-C(NR^{1a})NR^{1b}R^{1c}$, $-C(S)R^{1a}$, $-C(S)OR^{1a}$, $-C(S)NR^{1b}R^{1c}$, $-OR^{1a}$, $-OC(O)R^{1a}$, $-OC(O)OR^{1a}$, $-OC(O)NR^{1b}R^{1c}$, $-OC(O)SR^{1a}$, $-OC(=NR^{1a})NR^{1b}R^{1c}$, $-OC(S)R^{1a}$, $-OC(S)OR^{1a}$, $-OC(S)NR^{1b}R^{1c}$, $-OS(O)R^{1a}$, $-OS(O)_2R^{1a}$, $-OS(O)NR^{1b}R^{1c}$, $-OS(O)_2NR^{1b}R^{1c}$, $-NR^{1b}R^{1c}$, $-NR^{1a}C(O)R^{1d}$, $-NR^{1a}C(O)OR^{1d}$, $-NR^{1a}C(O)NR^{1b}R^{1c}$, $-NR^{1a}C(O)SR^{1d}$, $-NR^{1a}C(=NR^{1d})NR^{1b}R^{1c}$, $-NR^{1a}C(S)R^{1d}$, $-NR^{1a}C(S)OR^{1d}$, $-NR^{1a}C(S)NR^{1b}R^{1c}$, $-NR^{1a}S(O)R^{1d}$, $-NR^{1a}S(O)_2R^{1d}$, $-NR^{1a}S(O)NR^{1b}R^{1c}$, $-NR^{1a}S(O)_2NR^{1b}R^{1c}$, $-S(O)R^{1a}$, $-S(O)_2R^{1a}$, $-S(O)NR^{1b}R^{1c}$, or $-S(O)_2NR^{1b}R^{1c}$;

R^3 is (a) cyano, halo, or nitro; (b) C_{1-6} alkyl, C_{2-6} alkenyl, C_{2-6} alkynyl, C_{3-10} cycloalkyl, C_{6-14} aryl, C_{7-15} aralkyl, heteroaryl, or heterocyclyl; or (c) $-C(O)-C_{1-6}$ alkyl, $-C(O)OR^{1a}$, $-C(O)NHR^{1c}$, $-C(O)SR^{1a}$, $-C(NR^{1a})NR^{1b}R^{1c}$, $-C(S)R^{1a}$, $-C(S)OR^{1a}$, $-C(S)NR^{1b}R^{1c}$, $-OR^{1a}$, $-OC(O)R^{1a}$, $-OC(O)OR^{1a}$, $-OC(O)NR^{1b}R^{1c}$, $-OC(O)SR^{1a}$, $-OC(=NR^{1a})NR^{1b}R^{1c}$,

$-\text{OC}(\text{S})\text{R}^{1a}$, $-\text{OC}(\text{S})\text{OR}^{1a}$, $-\text{OC}(\text{S})\text{NR}^{1b}\text{R}^{1c}$, $-\text{OS}(\text{O})\text{R}^{1a}$, $-\text{OS}(\text{O})_2\text{R}^{1a}$, $-\text{OS}(\text{O})\text{NR}^{1b}\text{R}^{1c}$,
 $-\text{OS}(\text{O})_2\text{NR}^{1b}\text{R}^{1c}$, $-\text{NR}^{1b}\text{R}^{1c}$, $-\text{NR}^{1a}\text{C}(\text{O})\text{R}^{1d}$, $-\text{NR}^{1a}\text{C}(\text{O})\text{OR}^{1d}$, $-\text{NR}^{1a}\text{C}(\text{O})\text{NR}^{1b}\text{R}^{1c}$,
 $-\text{NR}^{1a}\text{C}(\text{O})\text{SR}^{1d}$, $-\text{NR}^{1a}\text{C}(=\text{NR}^{1d})\text{NR}^{1b}\text{R}^{1c}$, $-\text{NR}^{1a}\text{C}(\text{S})\text{R}^{1d}$, $-\text{NR}^{1a}\text{C}(\text{S})\text{OR}^{1d}$, $-\text{NR}^{1a}\text{C}(\text{S})\text{NR}^{1b}\text{R}^{1c}$,
 $-\text{NR}^{1a}\text{S}(\text{O})\text{R}^{1d}$, $-\text{NR}^{1a}\text{S}(\text{O})_2\text{R}^{1d}$, $-\text{NR}^{1a}\text{S}(\text{O})\text{NR}^{1b}\text{R}^{1c}$, $-\text{NR}^{1a}\text{S}(\text{O})_2\text{NR}^{1b}\text{R}^{1c}$, $-\text{S}(\text{O})\text{R}^{1a}$, $-\text{S}(\text{O})_2\text{R}^{1a}$,
 $-\text{S}(\text{O})\text{NR}^{1b}\text{R}^{1c}$, or $-\text{S}(\text{O})_2\text{NR}^{1b}\text{R}^{1c}$;

R^4 is hydrogen, deuterium, cyano, or fluoro; and

m is an integer of 0, 1, 2, 3, or 4;

wherein R^{1a} , R^{1b} , R^{1c} , and R^{1d} are each as defined herein; and

wherein each alkyl, alkenyl, alkynyl, cycloalkyl, aryl, aralkyl, heteroaryl, and heterocyclyl is independently and optionally substituted with one or more, in one embodiment, one, two, three, or four, substituents Q.

[0073] In another embodiment, in any one of Formulae I to XII,

R^X is (a) hydrogen or deuterium; (b) C_{1-6} alkyl, C_{2-6} alkenyl, C_{2-6} alkynyl, C_{3-10} cycloalkyl, C_{6-14} aryl, C_{7-15} aralkyl, heteroaryl, or heterocyclyl; or (c) $-\text{C}(\text{O})\text{R}^{1a}$, $-\text{C}(\text{O})\text{OR}^{1a}$,
 $-\text{C}(\text{O})\text{NR}^{1b}\text{R}^{1c}$, $-\text{C}(\text{O})\text{SR}^{1a}$, $-\text{C}(\text{NR}^{1a})\text{NR}^{1b}\text{R}^{1c}$, $-\text{C}(\text{S})\text{R}^{1a}$, $-\text{C}(\text{S})\text{OR}^{1a}$, $-\text{C}(\text{S})\text{NR}^{1b}\text{R}^{1c}$, $-\text{OR}^{1a}$,
 $-\text{OC}(\text{O})\text{R}^{1a}$, $-\text{OC}(\text{O})\text{OR}^{1a}$, $-\text{OC}(\text{O})\text{NR}^{1b}\text{R}^{1c}$, $-\text{OC}(\text{O})\text{SR}^{1a}$, $-\text{OC}(=\text{NR}^{1a})\text{NR}^{1b}\text{R}^{1c}$, $-\text{OC}(\text{S})\text{R}^{1a}$,
 $-\text{OC}(\text{S})\text{OR}^{1a}$, $-\text{OC}(\text{S})\text{NR}^{1b}\text{R}^{1c}$, $-\text{OS}(\text{O})\text{R}^{1a}$, $-\text{OS}(\text{O})_2\text{R}^{1a}$, $-\text{OS}(\text{O})\text{NR}^{1b}\text{R}^{1c}$, $-\text{OS}(\text{O})_2\text{NR}^{1b}\text{R}^{1c}$,
 $-\text{NR}^{1b}\text{R}^{1c}$, $-\text{NR}^{1a}\text{C}(\text{O})\text{R}^{1d}$, $-\text{NR}^{1a}\text{C}(\text{O})\text{OR}^{1d}$, $-\text{NR}^{1a}\text{C}(\text{O})\text{NR}^{1b}\text{R}^{1c}$, $-\text{NR}^{1a}\text{C}(\text{O})\text{SR}^{1d}$,
 $-\text{NR}^{1a}\text{C}(=\text{NR}^{1d})\text{NR}^{1b}\text{R}^{1c}$, $-\text{NR}^{1a}\text{C}(\text{S})\text{R}^{1d}$, $-\text{NR}^{1a}\text{C}(\text{S})\text{OR}^{1d}$, $-\text{NR}^{1a}\text{C}(\text{S})\text{NR}^{1b}\text{R}^{1c}$, $-\text{NR}^{1a}\text{S}(\text{O})\text{R}^{1d}$,
 $-\text{NR}^{1a}\text{S}(\text{O})_2\text{R}^{1d}$, $-\text{NR}^{1a}\text{S}(\text{O})\text{NR}^{1b}\text{R}^{1c}$, $-\text{NR}^{1a}\text{S}(\text{O})_2\text{NR}^{1b}\text{R}^{1c}$, $-\text{S}(\text{O})\text{R}^{1a}$, $-\text{S}(\text{O})_2\text{R}^{1a}$, $-\text{S}(\text{O})\text{NR}^{1b}\text{R}^{1c}$,
 or $-\text{S}(\text{O})_2\text{NR}^{1b}\text{R}^{1c}$;

each R^1 is independently (a) cyano, halo, or nitro; (b) C_{1-6} alkyl, C_{2-6} alkenyl, C_{2-6} alkynyl, C_{3-10} cycloalkyl, C_{6-14} aryl, C_{7-15} aralkyl, heteroaryl, or heterocyclyl; or (c) $-\text{C}(\text{O})\text{R}^{1a}$,
 $-\text{C}(\text{O})\text{OR}^{1a}$, $-\text{C}(\text{O})\text{NR}^{1b}\text{R}^{1c}$, $-\text{C}(\text{O})\text{SR}^{1a}$, $-\text{C}(\text{NR}^{1a})\text{NR}^{1b}\text{R}^{1c}$, $-\text{C}(\text{S})\text{R}^{1a}$, $-\text{C}(\text{S})\text{OR}^{1a}$,
 $-\text{C}(\text{S})\text{NR}^{1b}\text{R}^{1c}$, C_{1-6} alkoxy, $-\text{OC}(\text{O})\text{R}^{1a}$, $-\text{OC}(\text{O})\text{OR}^{1a}$, $-\text{OC}(\text{O})\text{NR}^{1b}\text{R}^{1c}$, $-\text{OC}(\text{O})\text{SR}^{1a}$,
 $-\text{OC}(=\text{NR}^{1a})\text{NR}^{1b}\text{R}^{1c}$, $-\text{OC}(\text{S})\text{R}^{1a}$, $-\text{OC}(\text{S})\text{OR}^{1a}$, $-\text{OC}(\text{S})\text{NR}^{1b}\text{R}^{1c}$, $-\text{OS}(\text{O})\text{R}^{1a}$, $-\text{OS}(\text{O})_2\text{R}^{1a}$,
 $-\text{OS}(\text{O})\text{NR}^{1b}\text{R}^{1c}$, $-\text{OS}(\text{O})_2\text{NR}^{1b}\text{R}^{1c}$, $-\text{NR}^{1b}\text{R}^{1c}$, $-\text{NR}^{1a}\text{C}(\text{O})\text{R}^{1d}$, $-\text{NR}^{1a}\text{C}(\text{O})\text{OR}^{1d}$,
 $-\text{NR}^{1a}\text{C}(\text{O})\text{NR}^{1b}\text{R}^{1c}$, $-\text{NR}^{1a}\text{C}(\text{O})\text{SR}^{1d}$, $-\text{NR}^{1a}\text{C}(=\text{NR}^{1d})\text{NR}^{1b}\text{R}^{1c}$, $-\text{NR}^{1a}\text{C}(\text{S})\text{R}^{1d}$, $-\text{NR}^{1a}\text{C}(\text{S})\text{OR}^{1d}$,
 $-\text{NR}^{1a}\text{C}(\text{S})\text{NR}^{1b}\text{R}^{1c}$, $-\text{NR}^{1a}\text{S}(\text{O})\text{R}^{1d}$, $-\text{NR}^{1a}\text{S}(\text{O})_2\text{R}^{1d}$, $-\text{NR}^{1a}\text{S}(\text{O})\text{NR}^{1b}\text{R}^{1c}$, $-\text{NR}^{1a}\text{S}(\text{O})_2\text{NR}^{1b}\text{R}^{1c}$,
 $-\text{S}(\text{O})\text{R}^{1a}$, $-\text{S}(\text{O})_2\text{R}^{1a}$, $-\text{S}(\text{O})\text{NR}^{1b}\text{R}^{1c}$, or $-\text{S}(\text{O})_2\text{NR}^{1b}\text{R}^{1c}$;

R^2 and R^4 are each hydrogen;

R³ is (a) cyano, halo, or nitro; (b) C₁₋₆ alkyl, C₂₋₆ alkenyl, C₂₋₆ alkynyl, C₃₋₁₀ cycloalkyl, C₆₋₁₄ aryl, C₇₋₁₅ aralkyl, heteroaryl, or heterocyclyl; or (c) -C(O)-C₁₋₆ alkyl, -C(O)OR^{1a}, -C(O)NHR^{1c}, -C(O)SR^{1a}, -C(NR^{1a})NR^{1b}R^{1c}, -C(S)R^{1a}, -C(S)OR^{1a}, -C(S)NR^{1b}R^{1c}, -OR^{1a}, -OC(O)R^{1a}, -OC(O)OR^{1a}, -OC(O)NR^{1b}R^{1c}, -OC(O)SR^{1a}, -OC(=NR^{1a})NR^{1b}R^{1c}, -OC(S)R^{1a}, -OC(S)OR^{1a}, -OC(S)NR^{1b}R^{1c}, -OS(O)R^{1a}, -OS(O)₂R^{1a}, -OS(O)NR^{1b}R^{1c}, -OS(O)₂NR^{1b}R^{1c}, -NR^{1b}R^{1c}, -NR^{1a}C(O)R^{1d}, -NR^{1a}C(O)OR^{1d}, -NR^{1a}C(O)NR^{1b}R^{1c}, -NR^{1a}C(O)SR^{1d}, -NR^{1a}C(=NR^{1d})NR^{1b}R^{1c}, -NR^{1a}C(S)R^{1d}, -NR^{1a}C(S)OR^{1d}, -NR^{1a}C(S)NR^{1b}R^{1c}, -NR^{1a}S(O)R^{1d}, -NR^{1a}S(O)₂R^{1d}, -NR^{1a}S(O)NR^{1b}R^{1c}, -NR^{1a}S(O)₂NR^{1b}R^{1c}, -S(O)R^{1a}, -S(O)₂R^{1a}, -S(O)NR^{1b}R^{1c}, or -S(O)₂NR^{1b}R^{1c};

R⁵ and R⁶ are each independently (a) hydrogen, deuterium, cyano, halo, or nitro; (b) C₁₋₆ alkyl, C₂₋₆ alkenyl, C₂₋₆ alkynyl, C₃₋₁₀ cycloalkyl, C₆₋₁₄ aryl, C₇₋₁₅ aralkyl, heteroaryl, or heterocyclyl; or (c) -C(O)R^{1a}, -C(O)OR^{1a}, -C(O)NR^{1b}R^{1c}, -C(O)SR^{1a}, -C(NR^{1a})NR^{1b}R^{1c}, -C(S)R^{1a}, -C(S)OR^{1a}, -C(S)NR^{1b}R^{1c}, -OR^{1a}, -OC(O)R^{1a}, -OC(O)OR^{1a}, -OC(O)NR^{1b}R^{1c}, -OC(O)SR^{1a}, -OC(=NR^{1a})NR^{1b}R^{1c}, -OC(S)R^{1a}, -OC(S)OR^{1a}, -OC(S)NR^{1b}R^{1c}, -OS(O)R^{1a}, -OS(O)₂R^{1a}, -OS(O)NR^{1b}R^{1c}, -OS(O)₂NR^{1b}R^{1c}, -NR^{1b}R^{1c}, -NR^{1a}C(O)R^{1d}, -NR^{1a}C(O)OR^{1d}, -NR^{1a}C(O)NR^{1b}R^{1c}, -NR^{1a}C(O)SR^{1d}, -NR^{1a}C(=NR^{1d})NR^{1b}R^{1c}, -NR^{1a}C(S)R^{1d}, -NR^{1a}C(S)OR^{1d}, -NR^{1a}C(S)NR^{1b}R^{1c}, -NR^{1a}S(O)R^{1d}, -NR^{1a}S(O)₂R^{1d}, -NR^{1a}S(O)NR^{1b}R^{1c}, -NR^{1a}S(O)₂NR^{1b}R^{1c}, -S(O)R^{1a}, -S(O)₂R^{1a}, -S(O)NR^{1b}R^{1c}, or -S(O)₂NR^{1b}R^{1c}; and

m is an integer of 0, 1, 2, 3, or 4;

wherein R^{1a}, R^{1b}, R^{1c}, and R^{1d} are each as defined herein; and

wherein each alkyl, alkenyl, alkynyl, cycloalkyl, aryl, aralkyl, heteroaryl, and heterocyclyl is independently and optionally substituted with one or more, in one embodiment, one, two, three, or four, substituents Q.

[0074] In yet another embodiment, in any one of Formulae I to XII,

R^X is (a) hydrogen or deuterium; (b) C₁₋₆ alkyl, C₂₋₆ alkenyl, C₂₋₆ alkynyl, C₃₋₁₀ cycloalkyl, C₆₋₁₄ aryl, C₇₋₁₅ aralkyl, heteroaryl, or heterocyclyl; or (c) -C(O)R^{1a}, -C(O)OR^{1a}, -C(O)NR^{1b}R^{1c}, -C(O)SR^{1a}, -C(NR^{1a})NR^{1b}R^{1c}, -C(S)R^{1a}, -C(S)OR^{1a}, -C(S)NR^{1b}R^{1c}, -OR^{1a}, -OC(O)R^{1a}, -OC(O)OR^{1a}, -OC(O)NR^{1b}R^{1c}, -OC(O)SR^{1a}, -OC(=NR^{1a})NR^{1b}R^{1c}, -OC(S)R^{1a}, -OC(S)OR^{1a}, -OC(S)NR^{1b}R^{1c}, -OS(O)R^{1a}, -OS(O)₂R^{1a}, -OS(O)NR^{1b}R^{1c}, -OS(O)₂NR^{1b}R^{1c}, -NR^{1b}R^{1c}, -NR^{1a}C(O)R^{1d}, -NR^{1a}C(O)OR^{1d}, -NR^{1a}C(O)NR^{1b}R^{1c}, -NR^{1a}C(O)SR^{1d}, -NR^{1a}C(=NR^{1d})NR^{1b}R^{1c}, -NR^{1a}C(S)R^{1d}, -NR^{1a}C(S)OR^{1d}, -NR^{1a}C(S)NR^{1b}R^{1c}, -NR^{1a}S(O)R^{1d},

$-\text{NR}^{1a}\text{S}(\text{O})_2\text{R}^{1d}$, $-\text{NR}^{1a}\text{S}(\text{O})\text{NR}^{1b}\text{R}^{1c}$, $-\text{NR}^{1a}\text{S}(\text{O})_2\text{NR}^{1b}\text{R}^{1c}$, $-\text{S}(\text{O})\text{R}^{1a}$, $-\text{S}(\text{O})_2\text{R}^{1a}$, $-\text{S}(\text{O})\text{NR}^{1b}\text{R}^{1c}$,
or $-\text{S}(\text{O})_2\text{NR}^{1b}\text{R}^{1c}$;

each R^1 is independently (a) cyano, halo, or nitro; (b) C_{1-6} alkyl, C_{2-6} alkenyl, C_{2-6} alkynyl, C_{3-10} cycloalkyl, C_{6-14} aryl, C_{7-15} aralkyl, heteroaryl, or heterocyclyl; or (c) $-\text{C}(\text{O})\text{R}^{1a}$, $-\text{C}(\text{O})\text{OR}^{1a}$, $-\text{C}(\text{O})\text{NR}^{1b}\text{R}^{1c}$, $-\text{C}(\text{O})\text{SR}^{1a}$, $-\text{C}(\text{NR}^{1a})\text{NR}^{1b}\text{R}^{1c}$, $-\text{C}(\text{S})\text{R}^{1a}$, $-\text{C}(\text{S})\text{OR}^{1a}$, $-\text{C}(\text{S})\text{NR}^{1b}\text{R}^{1c}$, C_{1-6} alkoxy, $-\text{OC}(\text{O})\text{R}^{1a}$, $-\text{OC}(\text{O})\text{OR}^{1a}$, $-\text{OC}(\text{O})\text{NR}^{1b}\text{R}^{1c}$, $-\text{OC}(\text{O})\text{SR}^{1a}$, $-\text{OC}(=\text{NR}^{1a})\text{NR}^{1b}\text{R}^{1c}$, $-\text{OC}(\text{S})\text{R}^{1a}$, $-\text{OC}(\text{S})\text{OR}^{1a}$, $-\text{OC}(\text{S})\text{NR}^{1b}\text{R}^{1c}$, $-\text{OS}(\text{O})\text{R}^{1a}$, $-\text{OS}(\text{O})_2\text{R}^{1a}$, $-\text{OS}(\text{O})\text{NR}^{1b}\text{R}^{1c}$, $-\text{OS}(\text{O})_2\text{NR}^{1b}\text{R}^{1c}$, $-\text{NR}^{1b}\text{R}^{1c}$, $-\text{NR}^{1a}\text{C}(\text{O})\text{R}^{1d}$, $-\text{NR}^{1a}\text{C}(\text{O})\text{OR}^{1d}$, $-\text{NR}^{1a}\text{C}(\text{O})\text{NR}^{1b}\text{R}^{1c}$, $-\text{NR}^{1a}\text{C}(\text{O})\text{SR}^{1d}$, $-\text{NR}^{1a}\text{C}(=\text{NR}^{1d})\text{NR}^{1b}\text{R}^{1c}$, $-\text{NR}^{1a}\text{C}(\text{S})\text{R}^{1d}$, $-\text{NR}^{1a}\text{C}(\text{S})\text{OR}^{1d}$, $-\text{NR}^{1a}\text{C}(\text{S})\text{NR}^{1b}\text{R}^{1c}$, $-\text{NR}^{1a}\text{S}(\text{O})\text{R}^{1d}$, $-\text{NR}^{1a}\text{S}(\text{O})_2\text{R}^{1d}$, $-\text{NR}^{1a}\text{S}(\text{O})\text{NR}^{1b}\text{R}^{1c}$, $-\text{NR}^{1a}\text{S}(\text{O})_2\text{NR}^{1b}\text{R}^{1c}$, $-\text{S}(\text{O})\text{R}^{1a}$, $-\text{S}(\text{O})_2\text{R}^{1a}$, $-\text{S}(\text{O})\text{NR}^{1b}\text{R}^{1c}$, or $-\text{S}(\text{O})_2\text{NR}^{1b}\text{R}^{1c}$;

R^2 and R^4 are each hydrogen;

R^3 is nitro, C_{1-6} alkyl, $-\text{OR}^{1a}$, or $-\text{NR}^{1a}\text{S}(\text{O})_2\text{R}^{1d}$;

R^5 is hydrogen or $-\text{OR}^{1a}$;

R^6 is hydrogen, C_{1-6} alkyl, or $-\text{OR}^{1a}$; and

m is an integer of 0, 1, 2, or 3;

wherein R^{1a} , R^{1b} , R^{1c} , and R^{1d} are each as defined herein; and

wherein each alkyl, alkenyl, alkynyl, cycloalkyl, aryl, aralkyl, heteroaryl, and heterocyclyl is independently and optionally substituted with one or more, in one embodiment, one, two, three, or four, substituents Q.

[0075] In yet another embodiment, in any one of Formulae I to XII,

R^X is hydrogen;

each R^1 is independently halo or C_{1-6} alkyl;

R^2 and R^4 are each hydrogen;

R^3 is nitro, C_{1-6} alkyl, C_{1-6} alkoxy, or C_{1-6} alkylsulfonamido;

R^5 is hydrogen or C_{1-6} alkoxy;

R^6 is hydrogen, C_{1-6} alkyl, or C_{1-6} alkoxy; and

m is an integer of 0, 1, or 2;

wherein each alkyl, alkoxy, and C_{1-6} alkylsulfonamido is independently and optionally substituted with one or more, in one embodiment, one, two, three, or four, substituents Q.

[0076] In yet another embodiment, in any one of Formulae I to XII,
 R^X is hydrogen;
 each R^1 is independently C_{1-6} alkyl;
 R^2 and R^4 are each hydrogen;
 R^3 is nitro, C_{1-6} alkyl, C_{1-6} alkoxy, or C_{1-6} alkylsulfonamido;
 R^5 is hydrogen or C_{1-6} alkoxy;
 R^6 is hydrogen, C_{1-6} alkyl, or C_{1-6} alkoxy; and
 m is an integer of 0, 1, or 2;
 wherein each alkyl, alkoxy, and C_{1-6} alkylsulfonamido is independently and optionally substituted with one or more, in one embodiment, one, two, three, or four, substituents Q.

[0077] In yet another embodiment, in any one of Formulae I to XII,
 R^X is hydrogen;
 R^1 is methyl or fluoro;
 R^2 and R^4 are each hydrogen;
 R^3 is nitro, trifluoromethyl, methoxy, or methylsulfonamido;
 R^5 is hydrogen or methoxy;
 R^6 is hydrogen, methyl, or methoxy; and
 m is an integer of 0 or 1.

[0078] In still another embodiment, in any one of Formulae I to XII,
 R^X is hydrogen;
 R^1 is methyl;
 R^2 and R^4 are each hydrogen;
 R^3 is nitro, trifluoromethyl, methoxy, or methylsulfonamido;
 R^5 is hydrogen or methoxy;
 R^6 is hydrogen, methyl, or methoxy; and
 m is an integer of 0 or 1.

[0079] In one embodiment, the compound provided herein is neither 4-((4'-((4-(2,4-dichlorophenyl)-1-ethyl-1*H*-imidazol-2-yl)methyl)-[1,1'-biphenyl]-4-yl)oxy)-3-((3-

(trifluoromethyl)phenyl)sulfonamido)benzoic acid nor 3-(*N*-(5-(4-(4-cyanophenyl)piperidine-1-carbonyl)-2-methylphenyl)sulfamoyl)benzoic acid.

[0080] The groups, R^1 , R^2 , R^3 , R^4 , R^5 , R^6 , R^X , X, Y, and m, in formulae described herein, including Formulae I to XII, are further defined in the embodiments described herein. All combinations of the embodiments provided herein for such groups are within the scope of this disclosure.

[0081] In certain embodiments, R^1 is cyano. In certain embodiments, R^1 is halo. In certain embodiments, R^1 is fluoro, chloro, or bromo. In certain embodiments, R^1 is nitro. In certain embodiments, R^1 is C_{1-6} alkyl, optionally substituted with one or more substituents Q. In certain embodiments, R^1 is methyl, optionally substituted with one or more substituents Q. In certain embodiments, R^1 is C_{2-6} alkenyl, optionally substituted with one or more substituents Q. In certain embodiments, R^1 is C_{2-6} alkynyl, optionally substituted with one or more substituents Q. In certain embodiments, R^1 is C_{3-10} cycloalkyl, optionally substituted with one or more substituents Q. In certain embodiments, R^1 is C_{6-14} aryl, optionally substituted with one or more substituents Q. In certain embodiments, R^1 is C_{7-15} aralkyl, optionally substituted with one or more substituents Q. In certain embodiments, R^1 is benzyl, optionally substituted with one or more substituents Q. In certain embodiments, R^1 is heteroaryl, optionally substituted with one or more substituents Q. In certain embodiments, R^1 is heterocyclyl, optionally substituted with one or more substituents Q.

[0082] In certain embodiments, R^1 is $-C(O)R^{1a}$, wherein R^{1a} is as defined herein. In certain embodiments, R^1 is $-C(O)OR^{1a}$, wherein R^{1a} is as defined herein. In certain embodiments, R^1 is $-C(O)NR^{1b}R^{1c}$, wherein R^{1b} and R^{1c} are each as defined herein. In certain embodiments, R^1 is $-C(O)SR^{1a}$, wherein R^{1a} is as defined herein. In certain embodiments, R^1 is $-C(NR^{1a})NR^{1b}R^{1c}$, wherein R^{1a} , R^{1b} , and R^{1c} are each as defined herein. In certain embodiments, R^1 is $-C(S)R^{1a}$, wherein R^{1a} is as defined herein. In certain embodiments, R^1 is $-C(S)OR^{1a}$, wherein R^{1a} is as defined herein. In certain embodiments, R^1 is $-C(S)NR^{1b}R^{1c}$, wherein R^{1b} and R^{1c} are each as defined herein. In certain embodiments, R^1 is $-OR^{1a}$, wherein R^{1a} is as defined herein. In certain embodiments, R^1 is $-OR^{1a}$, wherein R^{1a} is C_{1-6} alkyl, C_{2-6} alkenyl, C_{2-6} alkynyl, C_{3-10} cycloalkyl, C_{7-15} aralkyl, heteroaryl, or heterocyclyl, each optionally substituted with one or

more substituents Q. In certain embodiments, R^1 is C_{1-6} alkoxy, optionally substituted with one or more substituents Q. In certain embodiments, R^1 is $-OC(O)R^{1a}$, wherein R^{1a} is as defined herein. In certain embodiments, R^1 is $-OC(O)OR^{1a}$, wherein R^{1a} is as defined herein. In certain embodiments, R^1 is $-OC(O)NR^{1b}R^{1c}$, wherein R^{1b} and R^{1c} are each as defined herein. In certain embodiments, R^1 is $-OC(O)SR^{1a}$, wherein R^{1a} is as defined herein. In certain embodiments, R^1 is $-OC(=NR^{1a})NR^{1b}R^{1c}$, wherein R^{1a} , R^{1b} , and R^{1c} are each as defined herein. In certain embodiments, R^1 is $-OC(S)R^{1a}$, wherein R^{1a} is as defined herein. In certain embodiments, R^1 is $-OC(S)OR^{1a}$, wherein R^{1a} is as defined herein. In certain embodiments, R^1 is $-OC(S)NR^{1b}R^{1c}$, wherein R^{1b} and R^{1c} are each as defined herein. In certain embodiments, R^1 is $-OS(O)R^{1a}$, wherein R^{1a} is as defined herein. In certain embodiments, R^1 is $-OS(O)_2R^{1a}$, wherein R^{1a} is as defined herein. In certain embodiments, R^1 is $-OS(O)NR^{1b}R^{1c}$, wherein R^{1b} and R^{1c} are each as defined herein. In certain embodiments, R^1 is $-OS(O)_2NR^{1b}R^{1c}$, wherein R^{1b} and R^{1c} are each as defined herein. In certain embodiments, R^1 is $-NR^{1b}R^{1c}$, wherein R^{1b} and R^{1c} are each as defined herein. In certain embodiments, R^1 is $-NR^{1a}C(O)R^{1d}$, wherein R^{1a} and R^{1d} are each as defined herein. In certain embodiments, R^1 is $-NR^{1a}C(O)OR^{1d}$, wherein R^{1a} and R^{1d} are each as defined herein. In certain embodiments, R^1 is $-NR^{1a}C(O)NR^{1b}R^{1c}$, wherein R^{1a} , R^{1b} , and R^{1c} are each as defined herein. In certain embodiments, R^1 is $-NR^{1a}C(O)SR^{1d}$, wherein R^{1a} and R^{1d} are each as defined herein. In certain embodiments, R^1 is $-NR^{1a}C(=NR^{1d})NR^{1b}R^{1c}$, wherein R^{1a} , R^{1b} , R^{1c} , and R^{1d} are each as defined herein. In certain embodiments, R^1 is $-NR^{1a}C(S)R^{1d}$, wherein R^{1a} and R^{1d} are each as defined herein. In certain embodiments, R^1 is $-NR^{1a}C(S)OR^{1d}$, wherein R^{1a} and R^{1d} are each as defined herein. In certain embodiments, R^1 is $-NR^{1a}C(S)NR^{1b}R^{1c}$, wherein R^{1a} , R^{1b} , and R^{1c} are each as defined herein. In certain embodiments, R^1 is $-NR^{1a}S(O)R^{1d}$, wherein R^{1a} and R^{1d} are each as defined herein. In certain embodiments, R^1 is $-NR^{1a}S(O)_2R^{1d}$, wherein R^{1a} and R^{1d} are each as defined herein. In certain embodiments, R^1 is $-NR^{1a}S(O)NR^{1b}R^{1c}$, wherein R^{1a} , R^{1b} , and R^{1c} are each as defined herein. In certain embodiments, R^1 is $-NR^{1a}S(O)_2NR^{1b}R^{1c}$, wherein R^{1a} , R^{1b} , and R^{1c} are each as defined herein. In certain embodiments, R^1 is $-S(O)R^{1a}$, wherein R^{1a} is as defined herein. In certain embodiments, R^1 is $-S(O)_2R^{1a}$, wherein R^{1a} is as defined herein. In certain embodiments, R^1 is $-S(O)NR^{1b}R^{1c}$, wherein R^{1b} and R^{1c} are each as defined herein. In certain embodiments, R^1 is $-S(O)_2NR^{1b}R^{1c}$, wherein R^{1b} and R^{1c} are each as defined herein.

[0083] In certain embodiments, R^2 is hydrogen. In certain embodiments, R^2 is

deuterium. In certain embodiments, R^2 is cyano. In certain embodiments, R^2 is halo. In certain embodiments, R^2 is fluoro, chloro, or bromo. In certain embodiments, R^2 is chloro. In certain embodiments, R^2 is nitro. In certain embodiments, R^2 is C_{1-6} alkyl, optionally substituted with one or more substituents Q. In certain embodiments, R^2 is methyl, optionally substituted with one or more substituents Q. In certain embodiments, R^2 is C_{2-6} alkenyl, optionally substituted with one or more substituents Q. In certain embodiments, R^2 is C_{2-6} alkynyl, optionally substituted with one or more substituents Q. In certain embodiments, R^2 is C_{3-10} cycloalkyl, optionally substituted with one or more substituents Q. In certain embodiments, R^2 is C_{6-14} aryl, optionally substituted with one or more substituents Q. In certain embodiments, R^2 is C_{7-15} aralkyl, optionally substituted with one or more substituents Q. In certain embodiments, R^2 is heteroaryl, optionally substituted with one or more substituents Q. In certain embodiments, R^2 is heterocyclyl, optionally substituted with one or more substituents Q.

[0084] In certain embodiments, R^2 is $-C(O)R^{1a}$, wherein R^{1a} is as defined herein. In certain embodiments, R^2 is $-C(O)OR^{1a}$, wherein R^{1a} is as defined herein. In certain embodiments, R^2 is $-C(O)NR^{1b}R^{1c}$, wherein R^{1b} and R^{1c} are each as defined herein. In certain embodiments, R^2 is $-C(O)SR^{1a}$, wherein R^{1a} is as defined herein. In certain embodiments, R^2 is $-C(NR^{1a})NR^{1b}R^{1c}$, wherein R^{1a} , R^{1b} , and R^{1c} are each as defined herein. In certain embodiments, R^2 is $-C(S)R^{1a}$, wherein R^{1a} is as defined herein. In certain embodiments, R^2 is $-C(S)OR^{1a}$, wherein R^{1a} is as defined herein. In certain embodiments, R^2 is $-C(S)NR^{1b}R^{1c}$, wherein R^{1b} and R^{1c} are each as defined herein. In certain embodiments, R^2 is $-OR^{1a}$, wherein R^{1a} is as defined herein. In certain embodiments, R^2 is C_{1-6} alkoxy, optionally substituted with one or more substituents Q. In certain embodiments, R^2 is methoxy, optionally substituted with one or more substituents Q. In certain embodiments, R^2 is $-OC(O)R^{1a}$, wherein R^{1a} is as defined herein. In certain embodiments, R^2 is $-OC(O)OR^{1a}$, wherein R^{1a} is as defined herein. In certain embodiments, R^2 is $-OC(O)NR^{1b}R^{1c}$, wherein R^{1b} and R^{1c} are each as defined herein. In certain embodiments, R^2 is $-OC(O)SR^{1a}$, wherein R^{1a} is as defined herein. In certain embodiments, R^2 is $-OC(=NR^{1a})NR^{1b}R^{1c}$, wherein R^{1a} , R^{1b} , and R^{1c} are each as defined herein. In certain embodiments, R^2 is $-OC(S)R^{1a}$, wherein R^{1a} is as defined herein. In certain embodiments, R^2 is $-OC(S)OR^{1a}$, wherein R^{1a} is as defined herein. In certain embodiments, R^2 is $-OC(S)NR^{1b}R^{1c}$, wherein R^{1b} and R^{1c} are each as defined herein. In certain embodiments, R^2 is $-OS(O)R^{1a}$, wherein R^{1a} is as defined herein. In certain embodiments, R^2 is $-OS(O)_2R^{1a}$, wherein R^{1a} is as

defined herein. In certain embodiments, R^2 is $-\text{OS}(\text{O})\text{NR}^{1b}\text{R}^{1c}$, wherein R^{1b} and R^{1c} are each as defined herein. In certain embodiments, R^2 is $-\text{OS}(\text{O})_2\text{NR}^{1b}\text{R}^{1c}$, wherein R^{1b} and R^{1c} are each as defined herein. In certain embodiments, R^2 is $-\text{NR}^{1b}\text{R}^{1c}$, wherein R^{1b} and R^{1c} are each as defined herein. In certain embodiments, R^2 is $-\text{NR}^{1a}\text{C}(\text{O})\text{R}^{1d}$, wherein R^{1a} and R^{1d} are each as defined herein. In certain embodiments, R^2 is $-\text{NR}^{1a}\text{C}(\text{O})\text{OR}^{1d}$, wherein R^{1a} and R^{1d} are each as defined herein. In certain embodiments, R^2 is $-\text{NR}^{1a}\text{C}(\text{O})\text{NR}^{1b}\text{R}^{1c}$, wherein R^{1a} , R^{1b} , and R^{1c} are each as defined herein. In certain embodiments, R^2 is $-\text{NR}^{1a}\text{C}(\text{O})\text{SR}^{1d}$, wherein R^{1a} and R^{1d} are each as defined herein. In certain embodiments, R^2 is $-\text{NR}^{1a}\text{C}(=\text{NR}^{1d})\text{NR}^{1b}\text{R}^{1c}$, wherein R^{1a} , R^{1b} , R^{1c} , and R^{1d} are each as defined herein. In certain embodiments, R^2 is $-\text{NR}^{1a}\text{C}(\text{S})\text{R}^{1d}$, wherein R^{1a} and R^{1d} are each as defined herein. In certain embodiments, R^2 is $-\text{NR}^{1a}\text{C}(\text{S})\text{OR}^{1d}$, wherein R^{1a} and R^{1d} are each as defined herein. In certain embodiments, R^2 is $-\text{NR}^{1a}\text{C}(\text{S})\text{NR}^{1b}\text{R}^{1c}$, wherein R^{1a} , R^{1b} , and R^{1c} are each as defined herein. In certain embodiments, R^2 is $-\text{NR}^{1a}\text{S}(\text{O})\text{R}^{1d}$, wherein R^{1a} and R^{1d} are each as defined herein. In certain embodiments, R^2 is $-\text{NR}^{1a}\text{S}(\text{O})_2\text{R}^{1d}$, wherein R^{1a} and R^{1d} are each as defined herein. In certain embodiments, R^2 is $-\text{NR}^{1a}\text{S}(\text{O})\text{NR}^{1b}\text{R}^{1c}$, wherein R^{1a} , R^{1b} , and R^{1c} are each as defined herein. In certain embodiments, R^2 is $-\text{NR}^{1a}\text{S}(\text{O})_2\text{NR}^{1b}\text{R}^{1c}$, wherein R^{1a} , R^{1b} , and R^{1c} are each as defined herein. In certain embodiments, R^2 is $-\text{S}(\text{O})\text{R}^{1a}$, wherein R^{1a} is as defined herein. In certain embodiments, R^2 is $-\text{S}(\text{O})_2\text{R}^{1a}$, wherein R^{1a} is as defined herein. In certain embodiments, R^2 is $-\text{S}(\text{O})\text{NR}^{1b}\text{R}^{1c}$, wherein R^{1b} and R^{1c} are each as defined herein. In certain embodiments, R^2 is $-\text{S}(\text{O})_2\text{NR}^{1b}\text{R}^{1c}$, wherein R^{1b} and R^{1c} are each as defined herein.

[0085] In certain embodiments, R^3 is cyano. In certain embodiments, R^3 is halo. In certain embodiments, R^3 is fluoro, chloro, or bromo. In certain embodiments, R^3 is chloro. In certain embodiments, R^3 is nitro. In certain embodiments, R^3 is C_{1-6} alkyl, optionally substituted with one or more substituents Q. In certain embodiments, R^3 is methyl, optionally substituted with one or more substituents Q. In certain embodiments, R^3 is monofluoromethyl, difluoromethyl, or trifluoromethyl. In certain embodiments, R^3 is trifluoromethyl. In certain embodiments, R^3 is C_{2-6} alkenyl, optionally substituted with one or more substituents Q. In certain embodiments, R^3 is C_{2-6} alkynyl, optionally substituted with one or more substituents Q. In certain embodiments, R^3 is C_{3-10} cycloalkyl, optionally substituted with one or more substituents Q. In certain embodiments, R^3 is C_{6-14} aryl, optionally substituted with one or more substituents Q. In certain embodiments, R^3 is C_{7-15} aralkyl, optionally substituted with one or

more substituents Q. In certain embodiments, R^3 is heteroaryl, optionally substituted with one or more substituents Q. In certain embodiments, R^3 is heterocyclyl, optionally substituted with one or more substituents Q.

[0086] In certain embodiments, R^3 is $-C(O)R^{1a}$, wherein R^{1a} is as defined herein. In certain embodiments, R^3 is $-C(O)R^{1a}$, wherein R^{1a} is C_{1-6} alkyl, C_{2-6} alkenyl, C_{2-6} alkynyl, C_{3-10} cycloalkyl, C_{6-14} aryl, C_{7-15} aralkyl, or heteroaryl, each optionally substituted with one or more substituents Q. In certain embodiments, R^3 is $-C(O)OR^{1a}$, wherein R^{1a} is as defined herein. In certain embodiments, R^3 is $-C(O)NR^{1b}R^{1c}$, wherein R^{1b} and R^{1c} are each as defined herein. In certain embodiments, R^3 is $-C(O)NR^{1b}R^{1c}$, wherein R^{1b} and R^{1c} are each independently (i) hydrogen; or (ii) C_{1-6} alkyl, C_{2-6} alkenyl, C_{2-6} alkynyl, C_{3-10} cycloalkyl, C_{6-14} aryl, C_{7-15} aralkyl, heteroaryl, or heterocyclyl, each optionally substituted with one or more substituents Q. In certain embodiments, R^3 is $-C(O)SR^{1a}$, wherein R^{1a} is as defined herein. In certain embodiments, R^3 is $-C(NR^{1a})NR^{1b}R^{1c}$, wherein R^{1a} , R^{1b} , and R^{1c} are each as defined herein. In certain embodiments, R^3 is $-C(S)R^{1a}$, wherein R^{1a} is as defined herein. In certain embodiments, R^3 is $-C(S)OR^{1a}$, wherein R^{1a} is as defined herein. In certain embodiments, R^3 is $-C(S)NR^{1b}R^{1c}$, wherein R^{1b} and R^{1c} are each as defined herein. In certain embodiments, R^3 is $-OR^{1a}$, wherein R^{1a} is as defined herein. In certain embodiments, R^3 is C_{1-6} alkoxy, optionally substituted with one or more substituents Q. In certain embodiments, R^3 is methoxy, optionally substituted with one or more substituents Q. In certain embodiments, R^3 is $-OC(O)R^{1a}$, wherein R^{1a} is as defined herein. In certain embodiments, R^3 is $-OC(O)OR^{1a}$, wherein R^{1a} is as defined herein. In certain embodiments, R^3 is $-OC(O)NR^{1b}R^{1c}$, wherein R^{1b} and R^{1c} are each as defined herein. In certain embodiments, R^3 is $-OC(O)SR^{1a}$, wherein R^{1a} is as defined herein. In certain embodiments, R^3 is $-OC(=NR^{1a})NR^{1b}R^{1c}$, wherein R^{1a} , R^{1b} , and R^{1c} are each as defined herein. In certain embodiments, R^3 is $-OC(S)R^{1a}$, wherein R^{1a} is as defined herein. In certain embodiments, R^3 is $-OC(S)OR^{1a}$, wherein R^{1a} is as defined herein. In certain embodiments, R^3 is $-OC(S)NR^{1b}R^{1c}$, wherein R^{1b} and R^{1c} are each as defined herein. In certain embodiments, R^3 is $-OS(O)R^{1a}$, wherein R^{1a} is as defined herein. In certain embodiments, R^3 is $-OS(O)_2R^{1a}$, wherein R^{1a} is as defined herein. In certain embodiments, R^3 is $-OS(O)NR^{1b}R^{1c}$, wherein R^{1b} and R^{1c} are each as defined herein. In certain embodiments, R^3 is $-OS(O)_2NR^{1b}R^{1c}$, wherein R^{1b} and R^{1c} are each as defined herein. In certain embodiments, R^3 is $-NR^{1b}R^{1c}$, wherein R^{1b} and R^{1c} are each as defined herein. In certain embodiments, R^3 is $-NR^{1a}C(O)R^{1d}$, wherein R^{1a} and R^{1d} are each as defined

herein. In certain embodiments, R^3 is $-NR^{1a}C(O)OR^{1d}$, wherein R^{1a} and R^{1d} are each as defined herein. In certain embodiments, R^3 is $-NR^{1a}C(O)NR^{1b}R^{1c}$, wherein R^{1a} , R^{1b} , and R^{1c} are each as defined herein. In certain embodiments, R^3 is $-NR^{1a}C(O)SR^{1d}$, wherein R^{1a} and R^{1d} are each as defined herein. In certain embodiments, R^3 is $-NR^{1a}C(=NR^{1d})NR^{1b}R^{1c}$, wherein R^{1a} , R^{1b} , R^{1c} , and R^{1d} are each as defined herein. In certain embodiments, R^3 is $-NR^{1a}C(S)R^{1d}$, wherein R^{1a} and R^{1d} are each as defined herein. In certain embodiments, R^3 is $-NR^{1a}C(S)OR^{1d}$, wherein R^{1a} and R^{1d} are each as defined herein. In certain embodiments, R^3 is $-NR^{1a}C(S)NR^{1b}R^{1c}$, wherein R^{1a} , R^{1b} , and R^{1c} are each as defined herein. In certain embodiments, R^3 is $-NR^{1a}S(O)R^{1d}$, wherein R^{1a} and R^{1d} are each as defined herein. In certain embodiments, R^3 is $-NR^{1a}S(O)_2R^{1d}$, wherein R^{1a} and R^{1d} are each as defined herein. In certain embodiments, R^3 is C_{1-6} alkylsulfonamide, optionally substituted with one or more substituents Q. In certain embodiments, R^3 is $-NR^{1a}S(O)NR^{1b}R^{1c}$, wherein R^{1a} , R^{1b} , and R^{1c} are each as defined herein. In certain embodiments, R^3 is $-NR^{1a}S(O)_2NR^{1b}R^{1c}$, wherein R^{1a} , R^{1b} , and R^{1c} are each as defined herein. In certain embodiments, R^3 is $-S(O)R^{1a}$, wherein R^{1a} is as defined herein. In certain embodiments, R^3 is $-S(O)_2R^{1a}$, wherein R^{1a} is as defined herein. In certain embodiments, R^3 is $-S(O)NR^{1b}R^{1c}$, wherein R^{1b} and R^{1c} are each as defined herein. In certain embodiments, R^3 is $-S(O)_2NR^{1b}R^{1c}$, wherein R^{1b} and R^{1c} are each as defined herein.

[0087] In certain embodiments, R^4 is hydrogen. In certain embodiments, R^4 is deuterium. In certain embodiments, R^4 is cyano. In certain embodiments, R^4 is fluoro.

[0088] In certain embodiments, R^5 is hydrogen. In certain embodiments, R^5 is deuterium. In certain embodiments, R^5 is cyano. In certain embodiments, R^5 is halo. In certain embodiments, R^5 is fluoro, chloro, or bromo. In certain embodiments, R^5 is chloro. In certain embodiments, R^5 is nitro. In certain embodiments, R^5 is C_{1-6} alkyl, optionally substituted with one or more substituents Q. In certain embodiments, R^5 is methyl, optionally substituted with one or more substituents Q. In certain embodiments, R^5 is C_{2-6} alkenyl, optionally substituted with one or more substituents Q. In certain embodiments, R^5 is C_{2-6} alkynyl, optionally substituted with one or more substituents Q. In certain embodiments, R^5 is C_{3-10} cycloalkyl, optionally substituted with one or more substituents Q. In certain embodiments, R^5 is C_{6-14} aryl, optionally substituted with one or more substituents Q. In certain embodiments, R^5 is C_{7-15} aralkyl, optionally substituted with one or more substituents Q. In certain embodiments, R^5 is

heteroaryl, optionally substituted with one or more substituents Q. In certain embodiments, R⁵ is heterocyclyl, optionally substituted with one or more substituents Q.

[0089] In certain embodiments, R⁵ is -C(O)R^{1a}, wherein R^{1a} is as defined herein. In certain embodiments, R⁵ is -C(O)OR^{1a}, wherein R^{1a} is as defined herein. In certain embodiments, R⁵ is -C(O)NR^{1b}R^{1c}, wherein R^{1b} and R^{1c} are each as defined herein. In certain embodiments, R⁵ is -C(O)SR^{1a}, wherein R^{1a} is as defined herein. In certain embodiments, R⁵ is -C(NR^{1a})NR^{1b}R^{1c}, wherein R^{1a}, R^{1b}, and R^{1c} are each as defined herein. In certain embodiments, R⁵ is -C(S)R^{1a}, wherein R^{1a} is as defined herein. In certain embodiments, R⁵ is -C(S)OR^{1a}, wherein R^{1a} is as defined herein. In certain embodiments, R⁵ is -C(S)NR^{1b}R^{1c}, wherein R^{1b} and R^{1c} are each as defined herein. In certain embodiments, R⁵ is -OR^{1a}, wherein R^{1a} is as defined herein. In certain embodiments, R⁵ is C₁₋₆ alkoxy, optionally substituted with one or more substituents Q. In certain embodiments, R⁵ is methoxy, optionally substituted with one or more substituents Q. In certain embodiments, R⁵ is -OC(O)R^{1a}, wherein R^{1a} is as defined herein. In certain embodiments, R⁵ is -OC(O)OR^{1a}, wherein R^{1a} is as defined herein. In certain embodiments, R⁵ is -OC(O)NR^{1b}R^{1c}, wherein R^{1b} and R^{1c} are each as defined herein. In certain embodiments, R⁵ is -OC(O)SR^{1a}, wherein R^{1a} is as defined herein. In certain embodiments, R⁵ is -OC(=NR^{1a})NR^{1b}R^{1c}, wherein R^{1a}, R^{1b}, and R^{1c} are each as defined herein. In certain embodiments, R⁵ is -OC(S)R^{1a}, wherein R^{1a} is as defined herein. In certain embodiments, R⁵ is -OC(S)OR^{1a}, wherein R^{1a} is as defined herein. In certain embodiments, R⁵ is -OC(S)NR^{1b}R^{1c}, wherein R^{1b} and R^{1c} are each as defined herein. In certain embodiments, R⁵ is -OS(O)R^{1a}, wherein R^{1a} is as defined herein. In certain embodiments, R⁵ is -OS(O)₂R^{1a}, wherein R^{1a} is as defined herein. In certain embodiments, R⁵ is -OS(O)NR^{1b}R^{1c}, wherein R^{1b} and R^{1c} are each as defined herein. In certain embodiments, R⁵ is -OS(O)₂NR^{1b}R^{1c}, wherein R^{1b} and R^{1c} are each as defined herein. In certain embodiments, R⁵ is -NR^{1b}R^{1c}, wherein R^{1b} and R^{1c} are each as defined herein. In certain embodiments, R⁵ is -NR^{1a}C(O)R^{1d}, wherein R^{1a} and R^{1d} are each as defined herein. In certain embodiments, R⁵ is -NR^{1a}C(O)OR^{1d}, wherein R^{1a} and R^{1d} are each as defined herein. In certain embodiments, R⁵ is -NR^{1a}C(O)NR^{1b}R^{1c}, wherein R^{1a}, R^{1b}, and R^{1c} are each as defined herein. In certain embodiments, R⁵ is -NR^{1a}C(O)SR^{1d}, wherein R^{1a} and R^{1d} are each as defined herein. In certain embodiments, R⁵ is -NR^{1a}C(=NR^{1d})NR^{1b}R^{1c}, wherein R^{1a}, R^{1b}, R^{1c}, and R^{1d} are each as defined herein. In certain embodiments, R⁵ is -NR^{1a}C(S)R^{1d}, wherein R^{1a} and R^{1d} are each as defined herein. In certain embodiments, R⁵ is -NR^{1a}C(S)OR^{1d}, wherein R^{1a}

and R^{1d} are each as defined herein. In certain embodiments, R^5 is $-NR^{1a}C(S)NR^{1b}R^{1c}$, wherein R^{1a} , R^{1b} , and R^{1c} are each as defined herein. In certain embodiments, R^5 is $-NR^{1a}S(O)R^{1d}$, wherein R^{1a} and R^{1d} are each as defined herein. In certain embodiments, R^5 is $-NR^{1a}S(O)_2R^{1d}$, wherein R^{1a} and R^{1d} are each as defined herein. In certain embodiments, R^5 is $-NR^{1a}S(O)NR^{1b}R^{1c}$, wherein R^{1a} , R^{1b} , and R^{1c} are each as defined herein. In certain embodiments, R^5 is $-NR^{1a}S(O)_2NR^{1b}R^{1c}$, wherein R^{1a} , R^{1b} , and R^{1c} are each as defined herein. In certain embodiments, R^5 is $-S(O)R^{1a}$, wherein R^{1a} is as defined herein. In certain embodiments, R^5 is $-S(O)_2R^{1a}$, wherein R^{1a} is as defined herein. In certain embodiments, R^5 is $-S(O)NR^{1b}R^{1c}$, wherein R^{1b} and R^{1c} are each as defined herein. In certain embodiments, R^5 is $-S(O)_2NR^{1b}R^{1c}$, wherein R^{1b} and R^{1c} are each as defined herein.

[0090] In certain embodiments, R^6 is hydrogen. In certain embodiments, R^6 is deuterium. In certain embodiments, R^6 is cyano. In certain embodiments, R^6 is halo. In certain embodiments, R^6 is fluoro, chloro, or bromo. In certain embodiments, R^6 is chloro. In certain embodiments, R^6 is nitro. In certain embodiments, R^6 is C_{1-6} alkyl, optionally substituted with one or more substituents Q. In certain embodiments, R^6 is methyl, optionally substituted with one or more substituents Q. In certain embodiments, R^6 is C_{2-6} alkenyl, optionally substituted with one or more substituents Q. In certain embodiments, R^6 is C_{2-6} alkynyl, optionally substituted with one or more substituents Q. In certain embodiments, R^6 is C_{3-10} cycloalkyl, optionally substituted with one or more substituents Q. In certain embodiments, R^6 is C_{6-14} aryl, optionally substituted with one or more substituents Q. In certain embodiments, R^6 is C_{7-15} aralkyl, optionally substituted with one or more substituents Q. In certain embodiments, R^6 is heteroaryl, optionally substituted with one or more substituents Q. In certain embodiments, R^6 is heterocyclyl, optionally substituted with one or more substituents Q.

[0091] In certain embodiments, R^6 is $-C(O)R^{1a}$, wherein R^{1a} is as defined herein. In certain embodiments, R^6 is $-C(O)OR^{1a}$, wherein R^{1a} is as defined herein. In certain embodiments, R^6 is $-C(O)NR^{1b}R^{1c}$, wherein R^{1b} and R^{1c} are each as defined herein. In certain embodiments, R^6 is $-C(O)SR^{1a}$, wherein R^{1a} is as defined herein. In certain embodiments, R^6 is $-C(NR^{1a})NR^{1b}R^{1c}$, wherein R^{1a} , R^{1b} , and R^{1c} are each as defined herein. In certain embodiments, R^6 is $-C(S)R^{1a}$, wherein R^{1a} is as defined herein. In certain embodiments, R^6 is $-C(S)OR^{1a}$, wherein R^{1a} is as defined herein. In certain embodiments, R^6 is $-C(S)NR^{1b}R^{1c}$, wherein R^{1b} and

R^{1c} are each as defined herein. In certain embodiments, R^6 is $-OR^{1a}$, wherein R^{1a} is as defined herein. In certain embodiments, R^6 is $-OC(O)R^{1a}$, wherein R^{1a} is as defined herein. In certain embodiments, R^6 is $-OC(O)OR^{1a}$, wherein R^{1a} is as defined herein. In certain embodiments, R^6 is $-OC(O)NR^{1b}R^{1c}$, wherein R^{1b} and R^{1c} are each as defined herein. In certain embodiments, R^6 is $-OC(O)SR^{1a}$, wherein R^{1a} is as defined herein. In certain embodiments, R^6 is $-OC(=NR^{1a})NR^{1b}R^{1c}$, wherein R^{1a} , R^{1b} , and R^{1c} are each as defined herein. In certain embodiments, R^6 is $-OC(S)R^{1a}$, wherein R^{1a} is as defined herein. In certain embodiments, R^6 is $-OC(S)OR^{1a}$, wherein R^{1a} is as defined herein. In certain embodiments, R^6 is $-OC(S)NR^{1b}R^{1c}$, wherein R^{1b} and R^{1c} are each as defined herein. In certain embodiments, R^6 is $-OS(O)R^{1a}$, wherein R^{1a} is as defined herein. In certain embodiments, R^6 is $-OS(O)_2R^{1a}$, wherein R^{1a} is as defined herein. In certain embodiments, R^6 is $-OS(O)NR^{1b}R^{1c}$, wherein R^{1b} and R^{1c} are each as defined herein. In certain embodiments, R^6 is $-OS(O)_2NR^{1b}R^{1c}$, wherein R^{1b} and R^{1c} are each as defined herein. In certain embodiments, R^6 is $-NR^{1b}R^{1c}$, wherein R^{1b} and R^{1c} are each as defined herein. In certain embodiments, R^6 is $-NR^{1a}C(O)R^{1d}$, wherein R^{1a} and R^{1d} are each as defined herein. In certain embodiments, R^6 is $-NR^{1a}C(O)OR^{1d}$, wherein R^{1a} and R^{1d} are each as defined herein. In certain embodiments, R^6 is $-NR^{1a}C(O)NR^{1b}R^{1c}$, wherein R^{1a} , R^{1b} , and R^{1c} are each as defined herein. In certain embodiments, R^6 is $-NR^{1a}C(O)SR^{1d}$, wherein R^{1a} and R^{1d} are each as defined herein. In certain embodiments, R^6 is $-NR^{1a}C(=NR^{1d})NR^{1b}R^{1c}$, wherein R^{1a} , R^{1b} , R^{1c} , and R^{1d} are each as defined herein. In certain embodiments, R^6 is $-NR^{1a}C(S)R^{1d}$, wherein R^{1a} and R^{1d} are each as defined herein. In certain embodiments, R^6 is $-NR^{1a}C(S)OR^{1d}$, wherein R^{1a} and R^{1d} are each as defined herein. In certain embodiments, R^6 is $-NR^{1a}C(S)NR^{1b}R^{1c}$, wherein R^{1a} , R^{1b} , and R^{1c} are each as defined herein. In certain embodiments, R^6 is $-NR^{1a}S(O)R^{1d}$, wherein R^{1a} and R^{1d} are each as defined herein. In certain embodiments, R^6 is $-NR^{1a}S(O)_2R^{1d}$, wherein R^{1a} and R^{1d} are each as defined herein. In certain embodiments, R^6 is $-NR^{1a}S(O)NR^{1b}R^{1c}$, wherein R^{1a} , R^{1b} , and R^{1c} are each as defined herein. In certain embodiments, R^6 is $-NR^{1a}S(O)_2NR^{1b}R^{1c}$, wherein R^{1a} , R^{1b} , and R^{1c} are each as defined herein. In certain embodiments, R^6 is $-S(O)R^{1a}$, wherein R^{1a} is as defined herein. In certain embodiments, R^6 is $-S(O)_2R^{1a}$, wherein R^{1a} is as defined herein. In certain embodiments, R^6 is $-S(O)NR^{1b}R^{1c}$, wherein R^{1b} and R^{1c} are each as defined herein. In certain embodiments, R^6 is $-S(O)_2NR^{1b}R^{1c}$, wherein R^{1b} and R^{1c} are each as defined herein.

[0092] In certain embodiments, R^X is hydrogen. In certain embodiments, R^X is

deuterium. In certain embodiments, R^X is cyano. In certain embodiments, R^X is halo. In certain embodiments, R^X is nitro. In certain embodiments, R^X is C_{1-6} alkyl, optionally substituted with one or more substituents Q. In certain embodiments, R^X is methyl, optionally substituted with one or more substituents Q. In certain embodiments, R^X is C_{2-6} alkenyl, optionally substituted with one or more substituents Q. In certain embodiments, R^X is C_{2-6} alkynyl, optionally substituted with one or more substituents Q. In certain embodiments, R^X is C_{3-10} cycloalkyl, optionally substituted with one or more substituents Q. In certain embodiments, R^X is C_{6-14} aryl, optionally substituted with one or more substituents Q. In certain embodiments, R^X is C_{7-15} aralkyl, optionally substituted with one or more substituents Q. In certain embodiments, R^X is heteroaryl, optionally substituted with one or more substituents Q. In certain embodiments, R^X is heterocyclyl, optionally substituted with one or more substituents Q.

[0093] In certain embodiments, R^X is $-C(O)R^{1a}$, wherein R^{1a} is as defined herein. In certain embodiments, R^X is $-C(O)OR^{1a}$, wherein R^{1a} is as defined herein. In certain embodiments, R^X is $-C(O)NR^{1b}R^{1c}$, wherein R^{1b} and R^{1c} are each as defined herein. In certain embodiments, R^X is $-C(O)SR^{1a}$, wherein R^{1a} is as defined herein. In certain embodiments, R^X is $-C(NR^{1a})NR^{1b}R^{1c}$, wherein R^{1a} , R^{1b} , and R^{1c} are each as defined herein. In certain embodiments, R^X is $-C(S)R^{1a}$, wherein R^{1a} is as defined herein. In certain embodiments, R^X is $-C(S)OR^{1a}$, wherein R^{1a} is as defined herein. In certain embodiments, R^X is $-C(S)NR^{1b}R^{1c}$, wherein R^{1b} and R^{1c} are each as defined herein. In certain embodiments, R^X is $-OR^{1a}$, wherein R^{1a} is as defined herein. In certain embodiments, R^X is $-OC(O)R^{1a}$, wherein R^{1a} is as defined herein. In certain embodiments, R^X is $-OC(O)OR^{1a}$, wherein R^{1a} is as defined herein. In certain embodiments, R^X is $-OC(O)NR^{1b}R^{1c}$, wherein R^{1b} and R^{1c} are each as defined herein. In certain embodiments, R^X is $-OC(O)SR^{1a}$, wherein R^{1a} is as defined herein. In certain embodiments, R^X is $-OC(=NR^{1a})NR^{1b}R^{1c}$, wherein R^{1a} , R^{1b} , and R^{1c} are each as defined herein. In certain embodiments, R^X is $-OC(S)R^{1a}$, wherein R^{1a} is as defined herein. In certain embodiments, R^X is $-OC(S)OR^{1a}$, wherein R^{1a} is as defined herein. In certain embodiments, R^X is $-OC(S)NR^{1b}R^{1c}$, wherein R^{1b} and R^{1c} are each as defined herein. In certain embodiments, R^X is $-OS(O)R^{1a}$, wherein R^{1a} is as defined herein. In certain embodiments, R^X is $-OS(O)_2R^{1a}$, wherein R^{1a} is as defined herein. In certain embodiments, R^X is $-OS(O)NR^{1b}R^{1c}$, wherein R^{1b} and R^{1c} are each as defined herein. In certain embodiments, R^X is $-OS(O)_2NR^{1b}R^{1c}$, wherein R^{1b} and R^{1c} are each as defined herein. In certain embodiments, R^X is $-NR^{1b}R^{1c}$, wherein R^{1b} and R^{1c} are each as

defined herein. In certain embodiments, R^X is $-NR^{1a}C(O)R^{1d}$, wherein R^{1a} and R^{1d} are each as defined herein. In certain embodiments, R^X is $-NR^{1a}C(O)OR^{1d}$, wherein R^{1a} and R^{1d} are each as defined herein. In certain embodiments, R^X is $-NR^{1a}C(O)NR^{1b}R^{1c}$, wherein R^{1a} , R^{1b} , and R^{1c} are each as defined herein. In certain embodiments, R^X is $-NR^{1a}C(O)SR^{1d}$, wherein R^{1a} and R^{1d} are each as defined herein. In certain embodiments, R^X is $-NR^{1a}C(=NR^{1d})NR^{1b}R^{1c}$, wherein R^{1a} , R^{1b} , R^{1c} , and R^{1d} are each as defined herein. In certain embodiments, R^X is $-NR^{1a}C(S)R^{1d}$, wherein R^{1a} and R^{1d} are each as defined herein. In certain embodiments, R^X is $-NR^{1a}C(S)OR^{1d}$, wherein R^{1a} and R^{1d} are each as defined herein. In certain embodiments, R^X is $-NR^{1a}C(S)NR^{1b}R^{1c}$, wherein R^{1a} , R^{1b} , and R^{1c} are each as defined herein. In certain embodiments, R^X is $-NR^{1a}S(O)R^{1d}$, wherein R^{1a} and R^{1d} are each as defined herein. In certain embodiments, R^X is $-NR^{1a}S(O)_2R^{1d}$, wherein R^{1a} and R^{1d} are each as defined herein. In certain embodiments, R^X is $-NR^{1a}S(O)NR^{1b}R^{1c}$, wherein R^{1a} , R^{1b} , and R^{1c} are each as defined herein. In certain embodiments, R^X is $-NR^{1a}S(O)_2NR^{1b}R^{1c}$, wherein R^{1a} , R^{1b} , and R^{1c} are each as defined herein. In certain embodiments, R^X is $-S(O)R^{1a}$, wherein R^{1a} is as defined herein. In certain embodiments, R^X is $-S(O)_2R^{1a}$, wherein R^{1a} is as defined herein. In certain embodiments, R^X is $-S(O)NR^{1b}R^{1c}$, wherein R^{1b} and R^{1c} are each as defined herein. In certain embodiments, R^X is $-S(O)_2NR^{1b}R^{1c}$, wherein R^{1b} and R^{1c} are each as defined herein.

[0094] In certain embodiments, m is 0. In certain embodiments, m is 1. In certain embodiments, m is 2. In certain embodiments, m is 3. In certain embodiments, m is 4.

[0095] In certain embodiments, X is $-SO_2-$. In certain embodiments, X is $-NR^X-$, wherein R^X is as defined herein. In certain embodiments, X is $-NH-$.

[0096] In certain embodiments, Y is $-SO_2-$. In certain embodiments, Y is $-NR^X-$, wherein R^X is as defined herein. In certain embodiments, Y is $-NH-$.

[0097] In one embodiment, provided herein is:

4-(*N*-(3-(methylsulfonamido)phenyl)sulfamoyl)benzoic acid (**A1**);

3-(*N*-(2-methyl-5-(trifluoromethyl)phenyl)sulfamoyl)benzoic acid (**A2**);

3-(*N*-(3,5-dimethoxyphenyl)sulfamoyl)benzoic acid (**A3**); or

3-((2-methoxy-5-nitrophenyl)sulfonamido)-4-methylbenzoic acid (**A4**);

or a tautomer, a mixture of two or more tautomers, or an isotopic variant thereof; or a

pharmaceutically acceptable salt, solvate, hydrate, or prodrug thereof.

[0098] In another embodiment, provided herein is:

4-(*N*-(3-(methylsulfonamido)phenyl)sulfamoyl)benzoic acid (**A1**);

3-(*N*-(2-methyl-5-(trifluoromethyl)phenyl)sulfamoyl)benzoic acid (**A2**);

3-(*N*-(3,5-dimethoxyphenyl)sulfamoyl)benzoic acid (**A3**);

3-((2-methoxy-5-nitrophenyl)sulfonamido)-4-methylbenzoic acid (**A4**); or

2-fluoro-4-(*N*-(3-(methylsulfonamido)phenyl)sulfamoyl)benzoic acid (**A5**);

or a tautomer, a mixture of two or more tautomers, or an isotopic variant thereof; or a pharmaceutically acceptable salt, solvate, hydrate, or prodrug thereof.

[0099] In certain embodiments, a compound provided herein is deuterium-enriched. In certain embodiments, a compound provided herein is carbon-13 enriched. In certain embodiments, a compound provided herein is carbon-14 enriched. In certain embodiments, a compound provided herein contains one or more less prevalent isotopes for other elements, including, but not limited to, ¹⁵N for nitrogen; ¹⁷O or ¹⁸O for oxygen, and ³³S, ³⁴S, or ³⁶S for sulfur.

[00100] In certain embodiments, a compound provided herein has an isotopic enrichment factor of no less than about 5, no less than about 10, no less than about 20, no less than about 30, no less than about 40, no less than about 50, no less than about 60, no less than about 70, no less than about 80, no less than about 90, no less than about 100, no less than about 200, no less than about 500, no less than about 1,000, no less than about 2,000, no less than about 5,000, or no less than about 10,000. In any events, however, an isotopic enrichment factor for a specified isotope is no greater than the maximum isotopic enrichment factor for the specified isotope, which is the isotopic enrichment factor when a compound at a given position is 100% enriched with the specified isotope. Thus, the maximum isotopic enrichment factor is different for different isotopes. The maximum isotopic enrichment factor is 6410 for deuterium and 90 for carbon-13.

[00101] In certain embodiments, a compound provided herein has a deuterium enrichment factor of no less than about 64 (about 1% deuterium enrichment), no less than about 130 (about 2% deuterium enrichment), no less than about 320 (about 5% deuterium enrichment), no less than about 640 (about 10% deuterium enrichment), no less than about 1,300 (about 20%

deuterium enrichment), no less than about 3,200 (about 50% deuterium enrichment), no less than about 4,800 (about 75% deuterium enrichment), no less than about 5,130 (about 80% deuterium enrichment), no less than about 5,450 (about 85% deuterium enrichment), no less than about 5,770 (about 90% deuterium enrichment), no less than about 6,090 (about 95% deuterium enrichment), no less than about 6,220 (about 97% deuterium enrichment), no less than about 6,280 (about 98% deuterium enrichment), no less than about 6,350 (about 99% deuterium enrichment), or no less than about 6,380 (about 99.5% deuterium enrichment). The deuterium enrichment can be determined using conventional analytical methods known to one of ordinary skill in the art, including mass spectrometry and nuclear magnetic resonance spectroscopy.

[00102] In certain embodiments, a compound provided herein has a carbon-13 enrichment factor of no less than about 1.8 (about 2% carbon-13 enrichment), no less than about 4.5 (about 5% carbon-13 enrichment), no less than about 9 (about 10% carbon-13 enrichment), no less than about 18 (about 20% carbon-13 enrichment), no less than about 45 (about 50% carbon-13 enrichment), no less than about 68 (about 75% carbon-13 enrichment), no less than about 72 (about 80% carbon-13 enrichment), no less than about 77 (about 85% carbon-13 enrichment), no less than about 81 (about 90% carbon-13 enrichment), no less than about 86 (about 95% carbon-13 enrichment), no less than about 87 (about 97% carbon-13 enrichment), no less than about 88 (about 98% carbon-13 enrichment), no less than about 89 (about 99% carbon-13 enrichment), or no less than about 90 (about 99.5% carbon-13 enrichment). The carbon-13 enrichment can be determined using conventional analytical methods known to one of ordinary skill in the art, including mass spectrometry and nuclear magnetic resonance spectroscopy.

[00103] In certain embodiments, at least one of the atoms of a compound provided herein, as specified as isotopically enriched, has isotopic enrichment of no less than about 1%, no less than about 2%, no less than about 5%, no less than about 10%, no less than about 20%, no less than about 50%, no less than about 70%, no less than about 80%, no less than about 90%, or no less than about 98%. In certain embodiments, the atoms of a compound provided herein, as specified as isotopically enriched, have isotopic enrichment of no less than about 1%, no less than about 2%, no less than about 5%, no less than about 10%, no less than about 20%, no less than about 50%, no less than about 70%, no less than about 80%, no less than about 90%, or no less than about 98%. In any events, the isotopic enrichment of the isotopically enriched atom of

a compound provided herein is no less than the natural abundance of the isotope specified.

[00104] In certain embodiments, at least one of the atoms of a compound provided herein, as specified as deuterium-enriched, has deuterium enrichment of no less than about 1%, no less than about 2%, no less than about 5%, no less than about 10%, no less than about 20%, no less than about 50%, no less than about 70%, no less than about 80%, no less than about 90%, or no less than about 98%. In certain embodiments, the atoms of a compound provided herein, as specified as deuterium-enriched, have deuterium enrichment of no less than about 1%, no less than about 2%, no less than about 5%, no less than about 10%, no less than about 20%, no less than about 50%, no less than about 70%, no less than about 80%, no less than about 90%, or no less than about 98%.

[00105] In certain embodiments, at least one of the atoms of a compound provided herein, as specified as ¹³C-enriched, has carbon-13 enrichment of no less than about 2%, no less than about 5%, no less than about 10%, no less than about 20%, no less than about 50%, no less than about 70%, no less than about 80%, no less than about 90%, or no less than about 98%. In certain embodiments, the atoms of a compound provided herein, as specified as ¹³C-enriched, have carbon-13 enrichment of no less than about 1%, no less than about 2%, no less than about 5%, no less than about 10%, no less than about 20%, no less than about 50%, no less than about 70%, no less than about 80%, no less than about 90%, or no less than about 98%.

[00106] In certain embodiments, a compound provided herein is isolated or purified. In certain embodiments, a compound provided herein has a purity of at least about 50%, at least about 70%, at least about 80%, at least about 90%, at least about 95%, at least about 98%, at least about 99%, or at least about 99.5% by weight.

[00107] The compounds provided herein are intended to encompass all possible stereoisomers, unless a particular stereochemistry is specified. Where a compound provided herein contains an alkenyl group, the compound may exist as one or mixture of geometric *cis/trans* (or *Z/E*) isomers. Where structural isomers are interconvertible, the compound may exist as a single tautomer or a mixture of tautomers. This can take the form of proton tautomerism in the compound that contains, for example, an imino, keto, or oxime group; or so-called valence tautomerism in the compound that contain an aromatic moiety. It follows that a

single compound may exhibit more than one type of isomerism.

[00108] A compound provided herein can be enantiomerically pure, such as a single enantiomer or a single diastereomer, or be stereoisomeric mixtures, such as a mixture of enantiomers, *e.g.*, a racemic mixture of two enantiomers; or a mixture of two or more diastereomers. As such, one of ordinary skill in the art will recognize that administration of a compound in its (*R*) form is equivalent, for compounds that undergo epimerization *in vivo*, to administration of the compound in its (*S*) form. Conventional techniques for the preparation/isolation of individual enantiomers include synthesis from a suitable optically pure precursor, asymmetric synthesis from achiral starting materials, or resolution of an enantiomeric mixture, for example, chiral chromatography, recrystallization, resolution, diastereomeric salt formation, or derivatization into diastereomeric adducts followed by separation.

[00109] When a compound provided herein contains an acidic or basic moiety, it can also be provided as a pharmaceutically acceptable salt. *See, Berge et al., J. Pharm. Sci.* **1977**, *66*, 1-19; *Handbook of Pharmaceutical Salts: Properties, Selection, and Use*, 2nd ed.; Stahl and Wermuth Eds.; Wiley-VCH and VHCA, Zurich, 2011. In certain embodiments, a pharmaceutically acceptable salt of a compound provided herein is a hydrate.

[00110] Suitable acids for use in the preparation of pharmaceutically acceptable salts include, but are not limited to, acetic acid, 2,2-dichloroacetic acid, acylated amino acids, adipic acid, alginic acid, ascorbic acid, L-aspartic acid, benzenesulfonic acid, benzoic acid, 4-acetamidobenzoic acid, boric acid, (+)-camphoric acid, camphorsulfonic acid, (+)-(1*S*)-camphor-10-sulfonic acid, capric acid, caproic acid, caprylic acid, cinnamic acid, citric acid, cyclamic acid, cyclohexanesulfamic acid, dodecylsulfuric acid, ethane-1,2-disulfonic acid, ethanesulfonic acid, 2-hydroxy-ethanesulfonic acid, formic acid, fumaric acid, galactaric acid, gentisic acid, glucoheptonic acid, D-gluconic acid, D-glucuronic acid, L-glutamic acid, α -oxoglutaric acid, glycolic acid, hippuric acid, hydrobromic acid, hydrochloric acid, hydroiodic acid, (+)-L-lactic acid, (\pm)-DL-lactic acid, lactobionic acid, lauric acid, maleic acid, (-)-L-malic acid, malonic acid, (\pm)-DL-mandelic acid, methanesulfonic acid, naphthalene-2-sulfonic acid, naphthalene-1,5-disulfonic acid, 1-hydroxy-2-naphthoic acid, nicotinic acid, nitric acid, oleic acid, orotic acid, oxalic acid, palmitic acid, pamoic acid, perchloric acid, phosphoric acid, L-

pyroglutamic acid, saccharic acid, salicylic acid, 4-amino-salicylic acid, sebacic acid, stearic acid, succinic acid, sulfuric acid, tannic acid, (+)-L-tartaric acid, thiocyanic acid, *p*-toluenesulfonic acid, undecylenic acid, and valeric acid. In certain embodiments, the compounds provided herein are hydrochloride salts.

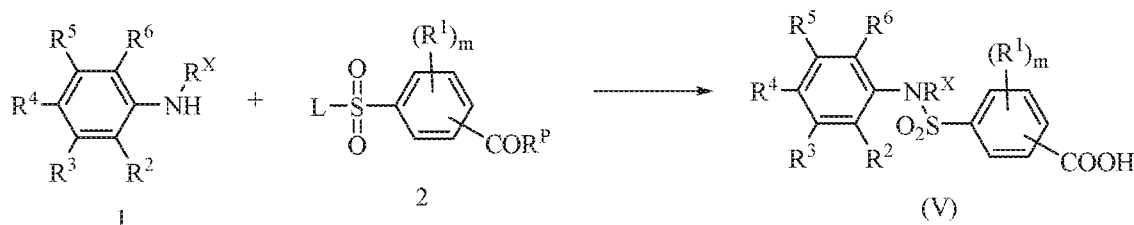
[00111] Suitable bases for use in the preparation of pharmaceutically acceptable salts, including, but not limited to, inorganic bases, such as magnesium hydroxide, calcium hydroxide, potassium hydroxide, zinc hydroxide, or sodium hydroxide; and organic bases, such as primary, secondary, tertiary, and quaternary, aliphatic and aromatic amines, including L-arginine, benethamine, benzathine, choline, deanol, diethanolamine, diethylamine, dimethylamine, dipropylamine, diisopropylamine, 2-(diethylamino)-ethanol, ethanolamine, ethylamine, ethylenediamine, isopropylamine, *N*-methyl-glucamine, hydrabamine, 1*H*-imidazole, L-lysine, morpholine, 4-(2-hydroxyethyl)-morpholine, methylamine, piperidine, piperazine, propylamine, pyrrolidine, 1-(2-hydroxyethyl)-pyrrolidine, pyridine, quinuclidine, quinoline, isoquinoline, triethanolamine, trimethylamine, triethylamine, *N*-methyl-D-glucamine, 2-amino-2-(hydroxymethyl)-1,3-propanediol, and tromethamine.

[00112] The compound provided herein may also be provided as a prodrug, which is a functional derivative of a compound, for example, of Formula I and is readily convertible into the parent compound *in vivo*. Prodrugs are often useful because, in some situations, they may be easier to administer than the parent compound. They may, for instance, be bioavailable by oral administration whereas the parent compound is not. The prodrug may also have enhanced solubility in pharmaceutical compositions over the parent compound. A prodrug may be converted into the parent drug by various mechanisms, including enzymatic processes and metabolic hydrolysis. See Harper, *Progress in Drug Research* **1962**, *4*, 221-294; Morozowich *et al.* in "Design of Biopharmaceutical Properties through Prodrugs and Analogs," Roche Ed., APHA Acad. Pharm. Sci. 1977; "Bioreversible Carriers in Drug in Drug Design, Theory and Application," Roche Ed., APHA Acad. Pharm. Sci. 1987; "Design of Prodrugs," Bundgaard, Elsevier, 1985; Wang *et al.*, *Curr. Pharm. Design* **1999**, *5*, 265-287; Pauletti *et al.*, *Adv. Drug. Delivery Rev.* **1997**, *27*, 235-256; Mizen *et al.*, *Pharm. Biotech.* **1998**, *11*, 345-365; Gaignault *et al.*, *Pract. Med. Chem.* **1996**, 671-696; Asgharnejad in "Transport Processes in Pharmaceutical Systems," Amidon *et al.*, Ed., Marcell Dekker, 185-218, 2000; Balant *et al.*, *Eur. J. Drug Metab.*

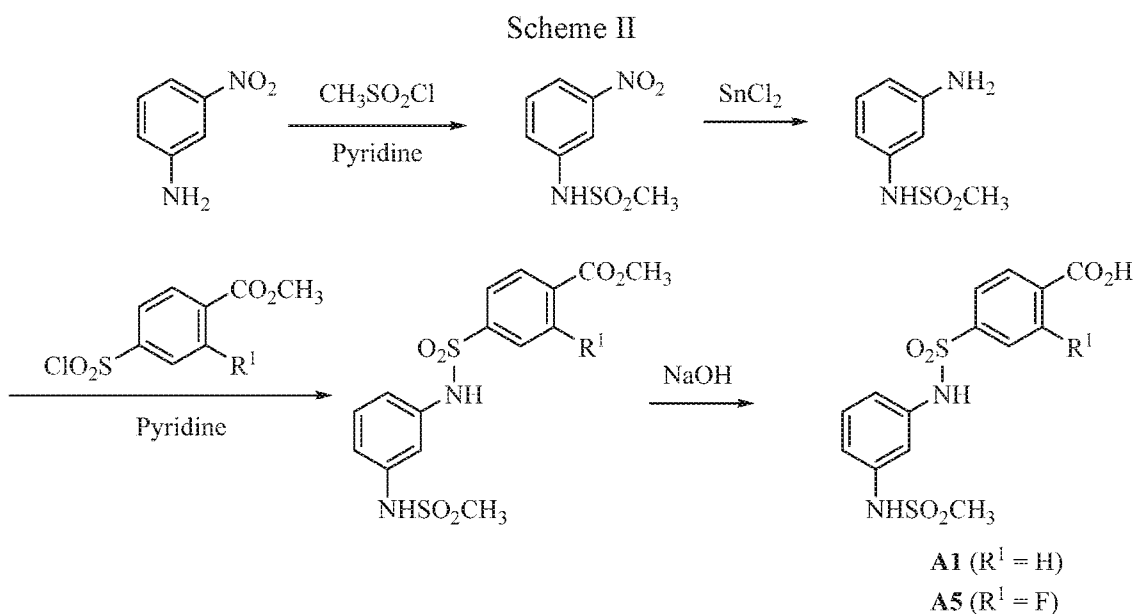
Pharmacokinet. **1990**, *15*, 143-53; Balimane and Sinko, *Adv. Drug Delivery Rev.* **1999**, *39*, 183-209; Browne, *Clin. Neuropharmacol.* **1997**, *20*, 1-12; Bundgaard, *Arch. Pharm. Chem.* **1979**, *86*, 1-39; Bundgaard, *Controlled Drug Delivery* **1987**, *17*, 179-96; Bundgaard, *Adv. Drug Delivery Rev.* **1992**, *8*, 1-38; Fleisher *et al.*, *Adv. Drug Delivery Rev.* **1996**, *19*, 115-130; Fleisher *et al.*, *Methods Enzymol.* **1985**, *112*, 360-381; Farquhar *et al.*, *J. Pharm. Sci.* **1983**, *72*, 324-325; Freeman *et al.*, *J. Chem. Soc., Chem. Commun.* **1991**, 875-877; Friis and Bundgaard, *Eur. J. Pharm. Sci.* **1996**, *4*, 49-59; Gangwar *et al.*, *Des. Biopharm. Prop. Prodrugs Analogs*, **1977**, 409-421; Nathwani and Wood, *Drugs* **1993**, *45*, 866-94; Sinhababu and Thakker, *Adv. Drug Delivery Rev.* **1996**, *19*, 241-273; Stella *et al.*, *Drugs* **1985**, *29*, 455-73; Tan *et al.*, *Adv. Drug Delivery Rev.* **1999**, *39*, 117-151; Taylor, *Adv. Drug Delivery Rev.* **1996**, *19*, 131-148; Valentino and Borchardt, *Drug Discovery Today* **1997**, *2*, 148-155; Wiebe and Knaus, *Adv. Drug Delivery Rev.* **1999**, *39*, 63-80; and Waller *et al.*, *Br. J. Clin. Pharmac.* **1989**, *28*, 497-507.

[00113] The compounds provided herein can be prepared, isolated, or obtained by any method known to one of ordinary skill in the art. In certain embodiments, a compound of Formula V is synthesized according to the synthetic procedures as shown in Scheme I, wherein L is a leaving group (*e.g.*, chloro or bromo); R^P is a carboxylic acid protecting group; and R¹, R², R³, R⁴, R⁵, R⁶, R^X, and m are each as defined herein. Compound 1 is coupled with compound 2, followed by removing the protecting group to form a compound of Formula V.

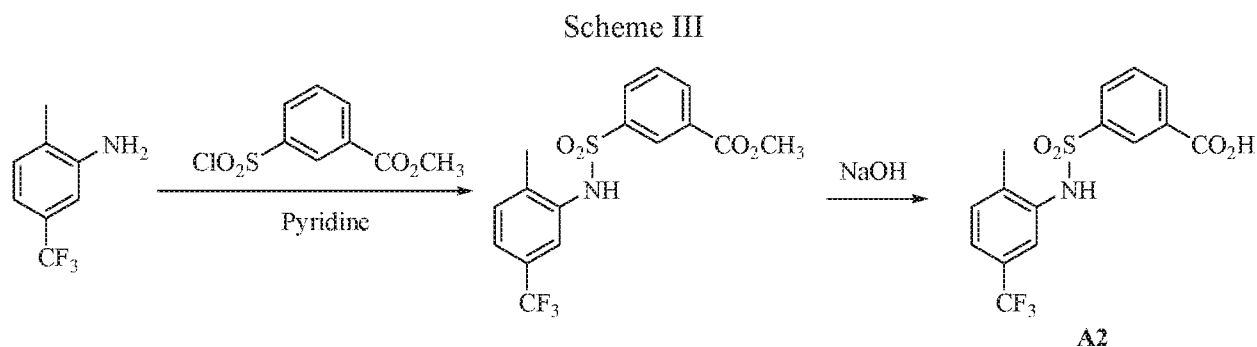
Scheme I



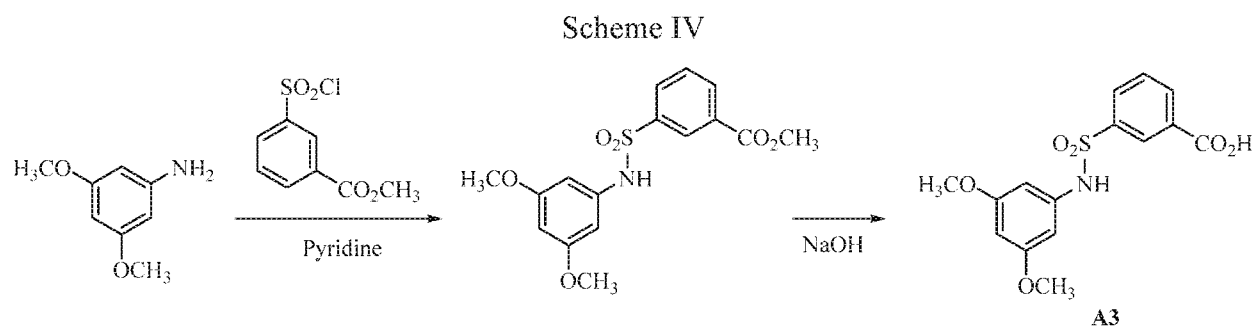
[00114] In one embodiment, compounds A1 and A5 are synthesized as shown in Scheme II below.



[00115] In one embodiment, compound **A2** is synthesized as shown in Scheme III below.



[00116] In one embodiment, compound **A3** is synthesized as shown in Scheme IV below.



[00117] In one embodiment, a pharmaceutical composition provided herein is formulated in a dosage form for oral administration, which comprises a compound provided herein, *e.g.*, a compound of Formula I, or an enantiomer, a mixture of enantiomers, a mixture of two or more

diastereomers, a tautomer, a mixture of two or more tautomers, or an isotopic variant thereof; or a pharmaceutically acceptable salt, solvate, hydrate, or prodrug thereof; and a pharmaceutically acceptable excipient.

[00118] In another embodiment, a pharmaceutical composition provided herein is formulated in a dosage form for parenteral administration, which comprises a compound provided herein, *e.g.*, a compound of Formula I, or an enantiomer, a mixture of enantiomers, a mixture of two or more diastereomers, a tautomer, a mixture of two or more tautomers, or an isotopic variant thereof; or a pharmaceutically acceptable salt, solvate, hydrate, or prodrug thereof; and a pharmaceutically acceptable excipient. In one embodiment, a pharmaceutical composition provided herein is formulated in a dosage form for intravenous administration. In another embodiment, a pharmaceutical composition provided herein is formulated in a dosage form for intramuscular administration. In yet another embodiment, a pharmaceutical composition provided herein is formulated in a dosage form for subcutaneous administration.

[00119] In yet another embodiment, a pharmaceutical composition provided herein is formulated in a dosage form for topical administration, which comprise a compound provided herein, *e.g.*, a compound of Formula I, or an enantiomer, a mixture of enantiomers, a mixture of two or more diastereomers, a tautomer, a mixture of two or more tautomers, or an isotopic variant thereof; or a pharmaceutically acceptable salt, solvate, hydrate, or prodrug thereof; and a pharmaceutically acceptable excipient.

[00120] The compound provided herein may be administered alone, or in combination with one or more other compounds provided herein. The pharmaceutical compositions that comprise a compound provided herein, *e.g.*, a compound of Formula I, can be formulated in various dosage forms for oral, parenteral, and topical administration. The pharmaceutical compositions can also be formulated as modified release dosage forms, including delayed-, extended-, prolonged-, sustained-, pulsatile-, controlled-, accelerated-, fast-, targeted-, programmed-release, and gastric retention dosage forms. These dosage forms can be prepared according to conventional methods and techniques known to those skilled in the art (*see, Remington: The Science and Practice of Pharmacy, supra; Modified-Release Drug Delivery Technology, 2nd Edition, Rathbone et al., Eds., Marcel Dekker, Inc.: New York, NY, 2008*).

[00121] The pharmaceutical compositions provided herein can be provided in a unit-dosage form or multiple-dosage form. A unit-dosage form, as used herein, refers to physically discrete a unit suitable for administration to a human and animal subject, and packaged individually as is known in the art. Each unit-dose contains a predetermined quantity of an active ingredient(s) sufficient to produce the desired therapeutic effect, in association with the required pharmaceutical carriers or excipients. Examples of a unit-dosage form include an ampoule, syringe, and individually packaged tablet and capsule. A unit-dosage form may be administered in fractions or multiples thereof. A multiple-dosage form is a plurality of identical unit-dosage forms packaged in a single container to be administered in segregated unit-dosage form. Examples of a multiple-dosage form include a vial, bottle of tablets or capsules, or bottle of pints or gallons.

[00122] The pharmaceutical compositions provided herein can be administered at once, or multiple times at intervals of time. It is understood that the precise dosage and duration of treatment may vary with the age, weight, and condition of the patient being treated, and may be determined empirically using known testing protocols or by extrapolation from *in vivo* or *in vitro* test or diagnostic data. It is further understood that for any particular individual, specific dosage regimens should be adjusted over time according to the individual need and the professional judgment of the person administering or supervising the administration of the formulations.

A. Oral Administration

[00123] The pharmaceutical compositions provided herein for oral administration can be provided in solid, semisolid, or liquid dosage forms for oral administration. As used herein, oral administration also includes buccal, lingual, and sublingual administration. Suitable oral dosage forms include, but are not limited to, tablets, fastmelts, chewable tablets, capsules, pills, strips, troches, lozenges, pastilles, cachets, pellets, medicated chewing gum, bulk powders, effervescent or non-effervescent powders or granules, oral mists, solutions, emulsions, suspensions, wafers, sprinkles, elixirs, and syrups. In addition to the active ingredient(s), the pharmaceutical compositions can contain one or more pharmaceutically acceptable carriers or excipients, including, but not limited to, binders, fillers, diluents, disintegrants, wetting agents, lubricants, glidants, coloring agents, dye-migration inhibitors, sweetening agents, flavoring agents,

emulsifying agents, suspending and dispersing agents, preservatives, solvents, non-aqueous liquids, organic acids, and sources of carbon dioxide.

[00124] Binders or granulators impart cohesiveness to a tablet to ensure the tablet remaining intact after compression. Suitable binders or granulators include, but are not limited to, starches, such as corn starch, potato starch, and pre-gelatinized starch (*e.g.*, STARCH 1500); gelatin; sugars, such as sucrose, glucose, dextrose, molasses, and lactose; natural and synthetic gums, such as acacia, alginic acid, alginates, extract of Irish moss, panwar gum, ghatti gum, mucilage of isabgol husks, carboxymethylcellulose, methylcellulose, polyvinylpyrrolidone (PVP), Veegum, larch arabogalactan, powdered tragacanth, and guar gum; celluloses, such as ethyl cellulose, cellulose acetate, carboxymethyl cellulose calcium, sodium carboxymethyl cellulose, methyl cellulose, hydroxyethylcellulose (HEC), hydroxypropylcellulose (HPC), hydroxypropyl methyl cellulose (HPMC); microcrystalline celluloses, such as AVICEL-PH-101, AVICEL-PH-103, AVICEL RC-581, AVICEL-PH-105 (FMC Corp., Marcus Hook, PA); and mixtures thereof. Suitable fillers include, but are not limited to, talc, calcium carbonate, microcrystalline cellulose, powdered cellulose, dextrans, kaolin, mannitol, silicic acid, sorbitol, starch, pre-gelatinized starch, and mixtures thereof. The amount of a binder or filler in the pharmaceutical compositions provided herein varies upon the type of formulation, and is readily discernible to those of ordinary skill in the art. The binder or filler may be present from about 50 to about 99% by weight in the pharmaceutical compositions provided herein.

[00125] Suitable diluents include, but are not limited to, dicalcium phosphate, calcium sulfate, lactose, sorbitol, sucrose, inositol, cellulose, kaolin, mannitol, sodium chloride, dry starch, and powdered sugar. Certain diluents, such as mannitol, lactose, sorbitol, sucrose, and inositol, when present in sufficient quantity, can impart properties to some compressed tablets that permit disintegration in the mouth by chewing. Such compressed tablets can be used as chewable tablets. The amount of a diluent in the pharmaceutical compositions provided herein varies upon the type of formulation, and is readily discernible to those of ordinary skill in the art.

[00126] Suitable disintegrants include, but are not limited to, agar; bentonite; celluloses, such as methylcellulose and carboxymethylcellulose; wood products; natural sponge; cation-exchange resins; alginic acid; gums, such as guar gum and Veegum HV; citrus pulp; cross-linked

celluloses, such as croscarmellose; cross-linked polymers, such as crospovidone; cross-linked starches; calcium carbonate; microcrystalline cellulose, such as sodium starch glycolate; polacrilin potassium; starches, such as corn starch, potato starch, tapioca starch, and pre-gelatinized starch; clays; algins; and mixtures thereof. The amount of a disintegrant in the pharmaceutical compositions provided herein varies upon the type of formulation, and is readily discernible to those of ordinary skill in the art. The amount of a disintegrant in the pharmaceutical compositions provided herein varies upon the type of formulation, and is readily discernible to those of ordinary skill in the art. The pharmaceutical compositions provided herein may contain from about 0.5 to about 15% or from about 1 to about 5% by weight of a disintegrant.

[00127] Suitable lubricants include, but are not limited to, calcium stearate; magnesium stearate; mineral oil; light mineral oil; glycerin; sorbitol; mannitol; glycols, such as glycerol behenate and polyethylene glycol (PEG); stearic acid; sodium lauryl sulfate; talc; hydrogenated vegetable oil, including peanut oil, cottonseed oil, sunflower oil, sesame oil, olive oil, corn oil, and soybean oil; zinc stearate; ethyl oleate; ethyl laureate; agar; starch; lycopodium; silica or silica gels, such as AEROSIL[®] 200 (W.R. Grace Co., Baltimore, MD) and CAB-O-SIL[®] (Cabot Co. of Boston, MA); and mixtures thereof. The pharmaceutical compositions provided herein may contain about 0.1 to about 5% by weight of a lubricant.

[00128] Suitable glidants include, but are not limited to, colloidal silicon dioxide, CAB-O-SIL[®] (Cabot Co. of Boston, MA), and asbestos-free talc. Suitable coloring agents include, but are not limited to, any of the approved, certified, water soluble FD&C dyes, and water insoluble FD&C dyes suspended on alumina hydrate, and color lakes and mixtures thereof. A color lake is the combination by adsorption of a water-soluble dye to a hydrous oxide of a heavy metal, resulting in an insoluble form of the dye. Suitable flavoring agents include, but are not limited to, natural flavors extracted from plants, such as fruits, and synthetic blends of compounds which produce a pleasant taste sensation, such as peppermint and methyl salicylate. Suitable sweetening agents include, but are not limited to, sucrose, lactose, mannitol, syrups, glycerin, and artificial sweeteners, such as saccharin and aspartame. Suitable emulsifying agents include, but are not limited to, gelatin, acacia, tragacanth, bentonite, and surfactants, such as polyoxyethylene sorbitan monooleate (TWEEN[®] 20), polyoxyethylene sorbitan monooleate 80

(TWEEN[®] 80), and triethanolamine oleate. Suitable suspending and dispersing agents include, but are not limited to, sodium carboxymethylcellulose, pectin, tragacanth, Veegum, acacia, sodium carbomethylcellulose, hydroxypropyl methylcellulose, and polyvinylpyrrolidone. Suitable preservatives include, but are not limited to, glycerin, methyl and propylparaben, benzoic acid, sodium benzoate and alcohol. Suitable wetting agents include, but are not limited to, propylene glycol monostearate, sorbitan monooleate, diethylene glycol monolaurate, and polyoxyethylene lauryl ether. Suitable solvents include, but are not limited to, glycerin, sorbitol, ethyl alcohol, and syrup. Suitable non-aqueous liquids utilized in emulsions include, but are not limited to, mineral oil and cottonseed oil. Suitable organic acids include, but are not limited to, citric and tartaric acid. Suitable sources of carbon dioxide include, but are not limited to, sodium bicarbonate and sodium carbonate.

[00129] It should be understood that many carriers and excipients may serve several functions, even within the same formulation.

[00130] The pharmaceutical compositions provided herein for oral administration can be provided as compressed tablets, tablet triturates, chewable lozenges, rapidly dissolving tablets, multiple compressed tablets, or enteric-coating tablets, sugar-coated, or film-coated tablets. Enteric-coated tablets are compressed tablets coated with substances that resist the action of stomach acid but dissolve or disintegrate in the intestine, thus protecting the active ingredients from the acidic environment of the stomach. Enteric-coatings include, but are not limited to, fatty acids, fats, phenyl salicylate, waxes, shellac, ammoniated shellac, and cellulose acetate phthalates. Sugar-coated tablets are compressed tablets surrounded by a sugar coating, which may be beneficial in covering up objectionable tastes or odors and in protecting the tablets from oxidation. Film-coated tablets are compressed tablets that are covered with a thin layer or film of a water-soluble material. Film coatings include, but are not limited to, hydroxyethylcellulose, sodium carboxymethylcellulose, polyethylene glycol 4000, and cellulose acetate phthalate. Film coating imparts the same general characteristics as sugar coating. Multiple compressed tablets are compressed tablets made by more than one compression cycle, including layered tablets, and press-coated or dry-coated tablets.

[00131] The tablet dosage forms can be prepared from the active ingredient in powdered,

crystalline, or granular forms, alone or in combination with one or more carriers or excipients described herein, including binders, disintegrants, controlled-release polymers, lubricants, diluents, and/or colorants. Flavoring and sweetening agents are especially useful in the formation of chewable tablets and lozenges.

[00132] The pharmaceutical compositions provided herein for oral administration can be provided as soft or hard capsules, which can be made from gelatin, methylcellulose, starch, or calcium alginate. The hard gelatin capsule, also known as the dry-filled capsule (DFC), consists of two sections, one slipping over the other, thus completely enclosing the active ingredient. The soft elastic capsule (SEC) is a soft, globular shell, such as a gelatin shell, which is plasticized by the addition of glycerin, sorbitol, or a similar polyol. The soft gelatin shells may contain a preservative to prevent the growth of microorganisms. Suitable preservatives are those as described herein, including methyl- and propyl-parabens, and sorbic acid. The liquid, semisolid, and solid dosage forms provided herein may be encapsulated in a capsule. Suitable liquid and semisolid dosage forms include solutions and suspensions in propylene carbonate, vegetable oils, or triglycerides. Capsules containing such solutions can be prepared as described in U.S. Pat. Nos. 4,328,245; 4,409,239; and 4,410,545. The capsules may also be coated as known by those of skill in the art in order to modify or sustain dissolution of the active ingredient.

[00133] The pharmaceutical compositions provided herein for oral administration can be provided in liquid and semisolid dosage forms, including emulsions, solutions, suspensions, elixirs, and syrups. An emulsion is a two-phase system, in which one liquid is dispersed in the form of small globules throughout another liquid, which can be oil-in-water or water-in-oil. Emulsions may include a pharmaceutically acceptable non-aqueous liquid or solvent, emulsifying agent, and preservative. Suspensions may include a pharmaceutically acceptable suspending agent and preservative. Aqueous alcoholic solutions may include a pharmaceutically acceptable acetal, such as a di(lower alkyl) acetal of a lower alkyl aldehyde, *e.g.*, acetaldehyde diethyl acetal; and a water-miscible solvent having one or more hydroxyl groups, such as propylene glycol and ethanol. Elixirs are clear, sweetened, and hydroalcoholic solutions. Syrups are concentrated aqueous solutions of a sugar, for example, sucrose, and may also contain a preservative. For a liquid dosage form, for example, a solution in a polyethylene glycol may be diluted with a sufficient quantity of a pharmaceutically acceptable liquid carrier, *e.g.*, water, to

be measured conveniently for administration.

[00134] Other useful liquid and semisolid dosage forms include, but are not limited to, those containing the active ingredient(s) provided herein, and a dialkylated mono- or poly-alkylene glycol, including, 1,2-dimethoxymethane, diglyme, triglyme, tetraglyme, polyethylene glycol-350-dimethyl ether, polyethylene glycol-550-dimethyl ether, polyethylene glycol-750-dimethyl ether, wherein 350, 550, and 750 refer to the approximate average molecular weight of the polyethylene glycol. These formulations can further comprise one or more antioxidants, such as butylated hydroxytoluene (BHT), butylated hydroxyanisole (BHA), propyl gallate, vitamin E, hydroquinone, hydroxycoumarins, ethanolamine, lecithin, cephalin, ascorbic acid, malic acid, sorbitol, phosphoric acid, bisulfite, sodium metabisulfite, thiodipropionic acid and its esters, and dithiocarbamates.

[00135] The pharmaceutical compositions provided herein for oral administration can be also provided in the forms of liposomes, micelles, microspheres, or nanosystems. Micellar dosage forms can be prepared as described in U.S. Pat. No. 6,350,458.

[00136] The pharmaceutical compositions provided herein for oral administration can be provided as non-effervescent or effervescent, granules and powders, to be reconstituted into a liquid dosage form. Pharmaceutically acceptable carriers and excipients used in the non-effervescent granules or powders may include diluents, sweeteners, and wetting agents. Pharmaceutically acceptable carriers and excipients used in the effervescent granules or powders may include organic acids and a source of carbon dioxide.

[00137] Coloring and flavoring agents can be used in all of the above dosage forms.

[00138] The pharmaceutical compositions provided herein for oral administration can be formulated as immediate or modified release dosage forms, including delayed-, sustained, pulsed-, controlled, targeted-, and programmed-release forms.

B. Parenteral Administration

[00139] The pharmaceutical compositions provided herein can be administered parenterally by injection, infusion, or implantation, for local or systemic administration.

Parenteral administration, as used herein, include intravenous, intraarterial, intraperitoneal, intrathecal, intraventricular, intraurethral, intrasternal, intracranial, intramuscular, intrasynovial, intravesical, and subcutaneous administration.

[00140] The pharmaceutical compositions provided herein for parenteral administration can be formulated in any dosage forms that are suitable for parenteral administration, including solutions, suspensions, emulsions, micelles, liposomes, microspheres, nanosystems, and solid forms suitable for solutions or suspensions in liquid prior to injection. Such dosage forms can be prepared according to conventional methods known to those skilled in the art of pharmaceutical science (*see, Remington: The Science and Practice of Pharmacy, supra*).

[00141] The pharmaceutical compositions intended for parenteral administration can include one or more pharmaceutically acceptable carriers and excipients, including, but not limited to, aqueous vehicles, water-miscible vehicles, non-aqueous vehicles, antimicrobial agents or preservatives against the growth of microorganisms, stabilizers, solubility enhancers, isotonic agents, buffering agents, antioxidants, local anesthetics, suspending and dispersing agents, wetting or emulsifying agents, complexing agents, sequestering or chelating agents, cryoprotectants, lyoprotectants, thickening agents, pH adjusting agents, and inert gases.

[00142] Suitable aqueous vehicles include, but are not limited to, water, saline, physiological saline or phosphate buffered saline (PBS), sodium chloride injection, Ringers injection, isotonic dextrose injection, sterile water injection, dextrose and lactated Ringers injection. Suitable non-aqueous vehicles include, but are not limited to, fixed oils of vegetable origin, castor oil, corn oil, cottonseed oil, olive oil, peanut oil, peppermint oil, safflower oil, sesame oil, soybean oil, hydrogenated vegetable oils, hydrogenated soybean oil, and medium-chain triglycerides of coconut oil, and palm seed oil. Suitable water-miscible vehicles include, but are not limited to, ethanol, 1,3-butanediol, liquid polyethylene glycol (*e.g.*, polyethylene glycol 300 and polyethylene glycol 400), propylene glycol, glycerin, *N*-methyl-2-pyrrolidone, *N,N*-dimethylacetamide, and dimethyl sulfoxide.

[00143] Suitable antimicrobial agents or preservatives include, but are not limited to, phenols, cresols, mercurials, benzyl alcohol, chlorobutanol, methyl and propyl *p*-hydroxybenzoates, thimerosal, benzalkonium chloride (*e.g.*, benzethonium chloride), methyl-

and propyl-parabens, and sorbic acid. Suitable isotonic agents include, but are not limited to, sodium chloride, glycerin, and dextrose. Suitable buffering agents include, but are not limited to, phosphate and citrate. Suitable antioxidants are those as described herein, including bisulfite and sodium metabisulfite. Suitable local anesthetics include, but are not limited to, procaine hydrochloride. Suitable suspending and dispersing agents are those as described herein, including sodium carboxymethylcellulose, hydroxypropyl methylcellulose, and polyvinylpyrrolidone. Suitable emulsifying agents are those described herein, including polyoxyethylene sorbitan monolaurate, polyoxyethylene sorbitan monooleate 80, and triethanolamine oleate. Suitable sequestering or chelating agents include, but are not limited to EDTA. Suitable pH adjusting agents include, but are not limited to, sodium hydroxide, hydrochloric acid, citric acid, and lactic acid. Suitable complexing agents include, but are not limited to, cyclodextrins, including α -cyclodextrin, β -cyclodextrin, hydroxypropyl- β -cyclodextrin, sulfobutylether- β -cyclodextrin, and sulfobutylether 7- β -cyclodextrin (CAPTISOL[®], CyDex, Lenexa, KS).

[00144] When the pharmaceutical compositions provided herein are formulated for multiple dosage administration, the multiple dosage parenteral formulations must contain an antimicrobial agent at bacteriostatic or fungistatic concentrations. All parenteral formulations must be sterile, as known and practiced in the art.

[00145] In one embodiment, the pharmaceutical compositions for parenteral administration are provided as ready-to-use sterile solutions. In another embodiment, the pharmaceutical compositions are provided as sterile dry soluble products, including lyophilized powders and hypodermic tablets, to be reconstituted with a vehicle prior to use. In yet another embodiment, the pharmaceutical compositions are provided as ready-to-use sterile suspensions. In yet another embodiment, the pharmaceutical compositions are provided as sterile dry insoluble products to be reconstituted with a vehicle prior to use. In still another embodiment, the pharmaceutical compositions are provided as ready-to-use sterile emulsions.

[00146] The pharmaceutical compositions provided herein for parenteral administration can be formulated as immediate or modified release dosage forms, including delayed-, sustained, pulsed-, controlled, targeted-, and programmed-release forms.

[00147] The pharmaceutical compositions provided herein for parenteral administration can be formulated as a suspension, solid, semi-solid, or thixotropic liquid, for administration as an implanted depot. In one embodiment, the pharmaceutical compositions provided herein are dispersed in a solid inner matrix, which is surrounded by an outer polymeric membrane that is insoluble in body fluids but allows the active ingredient in the pharmaceutical compositions diffuse through.

[00148] Suitable inner matrixes include, but are not limited to, polymethylmethacrylate, polybutyl-methacrylate, plasticized or unplasticized polyvinylchloride, plasticized nylon, plasticized polyethylene terephthalate, natural rubber, polyisoprene, polyisobutylene, polybutadiene, polyethylene, ethylene-vinyl acetate copolymers, silicone rubbers, polydimethylsiloxanes, silicone carbonate copolymers, hydrophilic polymers, such as hydrogels of esters of acrylic and methacrylic acid, collagen, cross-linked polyvinyl alcohol, and cross-linked partially hydrolyzed polyvinyl acetate.

[00149] Suitable outer polymeric membranes include but are not limited to, polyethylene, polypropylene, ethylene/propylene copolymers, ethylene/ethyl acrylate copolymers, ethylene/vinyl acetate copolymers, silicone rubbers, polydimethyl siloxanes, neoprene rubber, chlorinated polyethylene, polyvinylchloride, vinyl chloride copolymers with vinyl acetate, vinylidene chloride, ethylene and propylene, ionomer polyethylene terephthalate, butyl rubber epichlorohydrin rubbers, ethylene/vinyl alcohol copolymer, ethylene/vinyl acetate/vinyl alcohol terpolymer, and ethylene/vinyloxyethanol copolymer.

C. Topical Administration

[00150] The pharmaceutical compositions provided herein can be administered topically to the skin, orifices, or mucosa. The topical administration, as used herein, includes (intra)dermal, conjunctival, intracorneal, intraocular, ophthalmic, auricular, transdermal, nasal, vaginal, urethral, respiratory, and rectal administration.

[00151] The pharmaceutical compositions provided herein can be formulated in any dosage forms that are suitable for topical administration for local or systemic effect, including emulsions, solutions, suspensions, creams, gels, hydrogels, ointments, dusting powders,

dressings, elixirs, lotions, suspensions, tinctures, pastes, foams, films, aerosols, irrigations, sprays, suppositories, bandages, and dermal patches. The topical formulation of the pharmaceutical compositions provided herein can also comprise liposomes, micelles, microspheres, nanosystems, and mixtures thereof.

[00152] Pharmaceutically acceptable carriers and excipients suitable for use in the topical formulations provided herein include, but are not limited to, aqueous vehicles, water-miscible vehicles, non-aqueous vehicles, antimicrobial agents or preservatives against the growth of microorganisms, stabilizers, solubility enhancers, isotonic agents, buffering agents, antioxidants, local anesthetics, suspending and dispersing agents, wetting or emulsifying agents, complexing agents, sequestering or chelating agents, penetration enhancers, cryoprotectants, lyoprotectants, thickening agents, and inert gases.

[00153] The pharmaceutical compositions can also be administered topically by electroporation, iontophoresis, phonophoresis, sonophoresis, or microneedle or needle-free injection, such as POWDERJECT™ (Chiron Corp., Emeryville, CA), and BIOJECT™ (Bioject Medical Technologies Inc., Tualatin, OR).

[00154] The pharmaceutical compositions provided herein can be provided in the forms of ointments, creams, and gels. Suitable ointment vehicles include oleaginous or hydrocarbon vehicles, including lard, benzoinated lard, olive oil, cottonseed oil, and other oils, white petrolatum; emulsifiable or absorption vehicles, such as hydrophilic petrolatum, hydroxystearin sulfate, and anhydrous lanolin; water-removable vehicles, such as hydrophilic ointment; water-soluble ointment vehicles, including polyethylene glycols of varying molecular weight; emulsion vehicles, either water-in-oil (W/O) emulsions or oil-in-water (O/W) emulsions, including cetyl alcohol, glyceryl monostearate, lanolin, and stearic acid (*see, Remington: The Science and Practice of Pharmacy, supra*). These vehicles are emollient but generally require addition of antioxidants and preservatives.

[00155] Suitable cream base can be oil-in-water or water-in-oil. Suitable cream vehicles may be water-washable, and contain an oil phase, an emulsifier, and an aqueous phase. The oil phase is also called the "internal" phase, which is generally comprised of petrolatum and a fatty alcohol such as cetyl or stearyl alcohol. The aqueous phase usually, although not necessarily,

exceeds the oil phase in volume, and generally contains a humectant. The emulsifier in a cream formulation may be a nonionic, anionic, cationic, or amphoteric surfactant.

[00156] Gels are semisolid, suspension-type systems. Single-phase gels contain organic macromolecules distributed substantially uniformly throughout the liquid carrier. Suitable gelling agents include, but are not limited to, crosslinked acrylic acid polymers, such as carbomers, carboxypolyalkylenes, and CARBOPOL[®]; hydrophilic polymers, such as polyethylene oxides, polyoxyethylene-polyoxypropylene copolymers, and polyvinylalcohol; cellulosic polymers, such as hydroxypropyl cellulose, hydroxyethyl cellulose, hydroxypropyl methylcellulose, hydroxypropyl methylcellulose phthalate, and methylcellulose; gums, such as tragacanth and xanthan gum; sodium alginate; and gelatin. In order to prepare a uniform gel, dispersing agents such as alcohol or glycerin can be added, or the gelling agent can be dispersed by trituration, mechanical mixing, and/or stirring.

[00157] The pharmaceutical compositions provided herein can be administered rectally, urethrally, vaginally, or perivaginally in the forms of suppositories, pessaries, bougies, poultices or cataplasm, pastes, powders, dressings, creams, plasters, contraceptives, ointments, solutions, emulsions, suspensions, tampons, gels, foams, sprays, or enemas. These dosage forms can be manufactured using conventional processes as described in *Remington: The Science and Practice of Pharmacy*, supra.

[00158] Rectal, urethral, and vaginal suppositories are solid bodies for insertion into body orifices, which are solid at ordinary temperatures but melt or soften at body temperature to release the active ingredient(s) inside the orifices. Pharmaceutically acceptable carriers utilized in rectal and vaginal suppositories include bases or vehicles, such as stiffening agents, which produce a melting point in the proximity of body temperature, when formulated with the pharmaceutical compositions provided herein; and antioxidants as described herein, including bisulfite and sodium metabisulfite. Suitable vehicles include, but are not limited to, cocoa butter (theobroma oil), glycerin-gelatin, carbowax (polyoxyethylene glycol), spermaceti, paraffin, white and yellow wax, and appropriate mixtures of mono-, di- and triglycerides of fatty acids, and hydrogels, such as polyvinyl alcohol, hydroxyethyl methacrylate, and polyacrylic acid. Combinations of the various vehicles can also be used. Rectal and vaginal suppositories may be

prepared by compressing or molding. The typical weight of a rectal and vaginal suppository is about 2 to about 3 g.

[00159] The pharmaceutical compositions provided herein can be administered ophthalmically in the forms of solutions, suspensions, ointments, emulsions, gel-forming solutions, powders for solutions, gels, ocular inserts, and implants.

[00160] The pharmaceutical compositions provided herein can be administered intranasally or by inhalation to the respiratory tract. The pharmaceutical compositions can be provided in the form of an aerosol or solution for delivery using a pressurized container, pump, spray, atomizer, such as an atomizer using electrohydrodynamics to produce a fine mist, or nebulizer, alone or in combination with a suitable propellant, such as 1,1,1,2-tetrafluoroethane or 1,1,1,2,3,3,3-heptafluoropropane. The pharmaceutical compositions can also be provided as a dry powder for insufflation, alone or in combination with an inert carrier such as lactose or phospholipids; and nasal drops. For intranasal use, the powder can comprise a bioadhesive agent, including chitosan or cyclodextrin.

[00161] Solutions or suspensions for use in a pressurized container, pump, spray, atomizer, or nebulizer can be formulated to contain ethanol, aqueous ethanol, or a suitable alternative agent for dispersing, solubilizing, or extending release of the active ingredient provided herein; a propellant as solvent; and/or a surfactant, such as sorbitan trioleate, oleic acid, or an oligolactic acid.

[00162] The pharmaceutical compositions provided herein can be micronized to a size suitable for delivery by inhalation, such as about 50 micrometers or less, or about 10 micrometers or less. Particles of such sizes can be prepared using a comminuting method known to those skilled in the art, such as spiral jet milling, fluid bed jet milling, supercritical fluid processing to form nanoparticles, high pressure homogenization, or spray drying.

[00163] Capsules, blisters, and cartridges for use in an inhaler or insufflator can be formulated to contain a powder mix of the pharmaceutical compositions provided herein; a suitable powder base, such as lactose or starch; and a performance modifier, such as *L*-leucine, mannitol, or magnesium stearate. The lactose may be anhydrous or in the form of the

monohydrate. Other suitable excipients or carriers include, but are not limited to, dextran, glucose, maltose, sorbitol, xylitol, fructose, sucrose, and trehalose. The pharmaceutical compositions provided herein for inhaled/intranasal administration can further comprise a suitable flavor, such as menthol and levomenthol; and/or sweeteners, such as saccharin and saccharin sodium.

[00164] The pharmaceutical compositions provided herein for topical administration can be formulated to be immediate release or modified release, including delayed-, sustained-, pulsed-, controlled-, targeted, and programmed release.

D. Modified Release

[00165] The pharmaceutical compositions provided herein can be formulated as a modified release dosage form. As used herein, the term “modified release” refers to a dosage form in which the rate or place of release of the active ingredient(s) is different from that of an immediate dosage form when administered by the same route. Modified release dosage forms include, but are not limited to, delayed-, extended-, prolonged-, sustained-, pulsatile-, controlled-, accelerated- and fast-, targeted-, programmed-release, and gastric retention dosage forms. The pharmaceutical compositions in modified release dosage forms can be prepared using a variety of modified release devices and methods known to those skilled in the art, including, but not limited to, matrix controlled release devices, osmotic controlled release devices, multiparticulate controlled release devices, ion-exchange resins, enteric coatings, multilayered coatings, microspheres, liposomes, and combinations thereof. The release rate of the active ingredient(s) can also be modified by varying the particle sizes and polymorphism of the active ingredient(s).

[00166] Examples of modified release include, but are not limited to, those described in U.S. Pat. Nos.: 3,845,770; 3,916,899; 3,536,809; 3,598,123; 4,008,719; 5,674,533; 5,059,595; 5,591,767; 5,120,548; 5,073,543; 5,639,476; 5,354,556; 5,639,480; 5,733,566; 5,739,108; 5,891,474; 5,922,356; 5,972,891; 5,980,945; 5,993,855; 6,045,830; 6,087,324; 6,113,943; 6,197,350; 6,248,363; 6,264,970; 6,267,981; 6,376,461; 6,419,961; 6,589,548; 6,613,358; and 6,699,500.

1. Matrix Controlled Release Devices

[00167] The pharmaceutical compositions provided herein in a modified release dosage form can be fabricated using a matrix controlled release device known to those skilled in the art (*see*, Takada *et al.* in “Encyclopedia of Controlled Drug Delivery,” Vol. 2, Mathiowitz Ed., Wiley, 1999).

[00168] In certain embodiments, the pharmaceutical compositions provided herein in a modified release dosage form is formulated using an erodible matrix device, which is water-swallowable, erodible, or soluble polymers, including, but not limited to, synthetic polymers, and naturally occurring polymers and derivatives, such as polysaccharides and proteins.

[00169] Materials useful in forming an erodible matrix include, but are not limited to, chitin, chitosan, dextran, and pullulan; gum agar, gum arabic, gum karaya, locust bean gum, gum tragacanth, carrageenans, gum ghatti, guar gum, xanthan gum, and scleroglucan; starches, such as dextrin and maltodextrin; hydrophilic colloids, such as pectin; phosphatides, such as lecithin; alginates; propylene glycol alginate; gelatin; collagen; celluloses, such as ethyl cellulose (EC), methylethyl cellulose (MEC), carboxymethyl cellulose (CMC), CMEC, hydroxyethyl cellulose (HEC), hydroxypropyl cellulose (HPC), cellulose acetate (CA), cellulose propionate (CP), cellulose butyrate (CB), cellulose acetate butyrate (CAB), CAP, CAT, hydroxypropyl methyl cellulose (HPMC), HPMCP, HPMCAS, hydroxypropyl methyl cellulose acetate trimellitate (HPMCAT), and ethyl hydroxyethyl cellulose (EHEC); polyvinyl pyrrolidone; polyvinyl alcohol; polyvinyl acetate; glycerol fatty acid esters; polyacrylamide; polyacrylic acid; copolymers of ethacrylic acid or methacrylic acid (EUDRAGIT[®], Rohm America, Inc., Piscataway, NJ); poly(2-hydroxyethyl-methacrylate); polylactides; copolymers of L-glutamic acid and ethyl-L-glutamate; degradable lactic acid-glycolic acid copolymers; poly-D-(-)-3-hydroxybutyric acid; and other acrylic acid derivatives, such as homopolymers and copolymers of butylmethacrylate, methyl methacrylate, ethyl methacrylate, ethylacrylate, (2-dimethylaminoethyl)methacrylate, and (trimethylaminoethyl)methacrylate chloride.

[00170] In certain embodiments, the pharmaceutical compositions provided herein are formulated with a non-erodible matrix device. The active ingredient(s) is dissolved or dispersed in an inert matrix and is released primarily by diffusion through the inert matrix once

administered. Materials suitable for use as a non-erodible matrix device include, but are not limited to, insoluble plastics, such as polyethylene, polypropylene, polyisoprene, polyisobutylene, polybutadiene, polymethylmethacrylate, polybutylmethacrylate, chlorinated polyethylene, polyvinylchloride, methyl acrylate-methyl methacrylate copolymers, ethylene-vinyl acetate copolymers, ethylene/propylene copolymers, ethylene/ethyl acrylate copolymers, vinyl chloride copolymers with vinyl acetate, vinylidene chloride, ethylene and propylene, ionomer polyethylene terephthalate, butyl rubbers, epichlorohydrin rubbers, ethylene/vinyl alcohol copolymer, ethylene/vinyl acetate/vinyl alcohol terpolymer, ethylene/vinyloxyethanol copolymer, polyvinyl chloride, plasticized nylon, plasticized polyethylene terephthalate, natural rubber, silicone rubbers, polydimethylsiloxanes, and silicone carbonate copolymers; hydrophilic polymers, such as ethyl cellulose, cellulose acetate, crospovidone, and cross-linked partially hydrolyzed polyvinyl acetate; and fatty compounds, such as carnauba wax, microcrystalline wax, and triglycerides.

[00171] In a matrix controlled release system, the desired release kinetics can be controlled, for example, *via* the polymer type employed, the polymer viscosity, the particle sizes of the polymer and/or the active ingredient(s), the ratio of the active ingredient(s) versus the polymer, and other excipients or carriers in the compositions.

[00172] The pharmaceutical compositions provided herein in a modified release dosage form can be prepared by methods known to those skilled in the art, including direct compression, dry or wet granulation followed by compression, and melt-granulation followed by compression.

2. Osmotic Controlled Release Devices

[00173] The pharmaceutical compositions provided herein in a modified release dosage form can be fabricated using an osmotic controlled release device, including, but not limited to, one-chamber system, two-chamber system, asymmetric membrane technology (AMT), and extruding core system (ECS). In general, such devices have at least two components: (a) a core which contains an active ingredient; and (b) a semipermeable membrane with at least one delivery port, which encapsulates the core. The semipermeable membrane controls the influx of water to the core from an aqueous environment of use so as to cause drug release by extrusion through the delivery port(s).

[00174] In addition to the active ingredient(s), the core of the osmotic device optionally includes an osmotic agent, which creates a driving force for transport of water from the environment of use into the core of the device. One class of osmotic agents is water-swellaable hydrophilic polymers, which are also referred to as “osmopolymers” and “hydrogels.” Suitable water-swellaable hydrophilic polymers as osmotic agents include, but are not limited to, hydrophilic vinyl and acrylic polymers, polysaccharides such as calcium alginate, polyethylene oxide (PEO), polyethylene glycol (PEG), polypropylene glycol (PPG), poly(2-hydroxyethyl methacrylate), poly(acrylic) acid, poly(methacrylic) acid, polyvinylpyrrolidone (PVP), crosslinked PVP, polyvinyl alcohol (PVA), PVA/PVP copolymers, PVA/PVP copolymers with hydrophobic monomers such as methyl methacrylate and vinyl acetate, hydrophilic polyurethanes containing large PEO blocks, sodium croscarmellose, carrageenan, hydroxyethyl cellulose (HEC), hydroxypropyl cellulose (HPC), hydroxypropyl methyl cellulose (HPMC), carboxymethyl cellulose (CMC) and carboxyethyl, cellulose (CEC), sodium alginate, polycarbophil, gelatin, xanthan gum, and sodium starch glycolate.

[00175] The other class of osmotic agents is osmogens, which are capable of imbibing water to affect an osmotic pressure gradient across the barrier of the surrounding coating. Suitable osmogens include, but are not limited to, inorganic salts, such as magnesium sulfate, magnesium chloride, calcium chloride, sodium chloride, lithium chloride, potassium sulfate, potassium phosphates, sodium carbonate, sodium sulfite, lithium sulfate, potassium chloride, and sodium sulfate; sugars, such as dextrose, fructose, glucose, inositol, lactose, maltose, mannitol, raffinose, sorbitol, sucrose, trehalose, and xylitol; organic acids, such as ascorbic acid, benzoic acid, fumaric acid, citric acid, maleic acid, sebacic acid, sorbic acid, adipic acid, edetic acid, glutamic acid, p-toluenesulfonic acid, succinic acid, and tartaric acid; urea; and mixtures thereof.

[00176] Osmotic agents of different dissolution rates can be employed to influence how rapidly the active ingredient(s) is initially delivered from the dosage form. For example, amorphous sugars, such as MANNOGEM™ EZ (SPI Pharma, Lewes, DE) can be used to provide faster delivery during the first couple of hours to promptly produce the desired therapeutic effect, and gradually and continually release of the remaining amount to maintain the desired level of therapeutic or prophylactic effect over an extended period of time. In this case, the active ingredient(s) is released at such a rate to replace the amount of the active ingredient metabolized

and excreted.

[00177] The core can also include a wide variety of other excipients and carriers as described herein to enhance the performance of the dosage form or to promote stability or processing.

[00178] Materials useful in forming the semipermeable membrane include various grades of acrylics, vinyls, ethers, polyamides, polyesters, and cellulosic derivatives that are water-permeable and water-insoluble at physiologically relevant pHs, or are susceptible to being rendered water-insoluble by chemical alteration, such as crosslinking. Examples of suitable polymers useful in forming the coating, include plasticized, unplasticized, and reinforced cellulose acetate (CA), cellulose diacetate, cellulose triacetate, CA propionate, cellulose nitrate, cellulose acetate butyrate (CAB), CA ethyl carbamate, CAP, CA methyl carbamate, CA succinate, cellulose acetate trimellitate (CAT), CA dimethylaminoacetate, CA ethyl carbonate, CA chloroacetate, CA ethyl oxalate, CA methyl sulfonate, CA butyl sulfonate, CA p-toluene sulfonate, agar acetate, amylose triacetate, beta glucan acetate, beta glucan triacetate, acetaldehyde dimethyl acetate, triacetate of locust bean gum, hydroxylated ethylene-vinylacetate, EC, PEG, PPG, PEG/PPG copolymers, PVP, HEC, HPC, CMC, CMEC, HPMC, HPMCP, HPMCAS, HPMCAT, poly(acrylic) acids and esters and poly-(methacrylic) acids and esters and copolymers thereof, starch, dextran, dextrin, chitosan, collagen, gelatin, polyalkenes, polyethers, polysulfones, polyethersulfones, polystyrenes, polyvinyl halides, polyvinyl esters and ethers, natural waxes, and synthetic waxes.

[00179] Semipermeable membrane can also be a hydrophobic microporous membrane, wherein the pores are substantially filled with a gas and are not wetted by the aqueous medium but are permeable to water vapor, as disclosed in U.S. Pat. No. 5,798,119. Such hydrophobic but water-vapor permeable membrane are typically composed of hydrophobic polymers such as polyalkenes, polyethylene, polypropylene, polytetrafluoroethylene, polyacrylic acid derivatives, polyethers, polysulfones, polyethersulfones, polystyrenes, polyvinyl halides, polyvinylidene fluoride, polyvinyl esters and ethers, natural waxes, and synthetic waxes.

[00180] The delivery port(s) on the semipermeable membrane can be formed post-coating by mechanical or laser drilling. Delivery port(s) can also be formed in situ by erosion of a plug

of water-soluble material or by rupture of a thinner portion of the membrane over an indentation in the core. In addition, delivery ports can be formed during coating process, as in the case of asymmetric membrane coatings of the type disclosed in U.S. Pat. Nos. 5,612,059 and 5,698,220.

[00181] The total amount of the active ingredient(s) released and the release rate can substantially be modulated *via* the thickness and porosity of the semipermeable membrane, the composition of the core, and the number, size, and position of the delivery ports.

[00182] The pharmaceutical compositions in an osmotic controlled-release dosage form can further comprise additional conventional excipients or carriers as described herein to promote performance or processing of the formulation.

[00183] The osmotic controlled-release dosage forms can be prepared according to conventional methods and techniques known to those skilled in the art (*see, Remington: The Science and Practice of Pharmacy*, supra; Santus and Baker, *J. Controlled Release* **1995**, 35, 1-21; Verma *et al.*, *Drug Development and Industrial Pharmacy* **2000**, 26, 695-708; Verma *et al.*, *J. Controlled Release* **2002**, 79, 7-27).

[00184] In certain embodiments, the pharmaceutical compositions provided herein are formulated as AMT controlled-release dosage form, which comprises an asymmetric osmotic membrane that coats a core comprising the active ingredient(s) and other pharmaceutically acceptable excipients or carriers. *See*, U.S. Pat. No. 5,612,059 and WO 2002/17918. The AMT controlled-release dosage forms can be prepared according to conventional methods and techniques known to those skilled in the art, including direct compression, dry granulation, wet granulation, and a dip-coating method.

[00185] In certain embodiments, the pharmaceutical compositions provided herein are formulated as ESC controlled-release dosage form, which comprises an osmotic membrane that coats a core comprising the active ingredient(s), a hydroxyethyl cellulose, and other pharmaceutically acceptable excipients or carriers.

3. Multiparticulate Controlled Release Devices

[00186] The pharmaceutical compositions provided herein in a modified release dosage

form can be fabricated as a multiparticulate controlled release device, which comprises a multiplicity of particles, granules, or pellets, ranging from about 10 μm to about 3 mm, about 50 μm to about 2.5 mm, or from about 100 μm to about 1 mm in diameter. Such multiparticulates can be made by the processes known to those skilled in the art, including wet-and dry-granulation, extrusion/spheronization, roller-compaction, melt-congealing, and by spray-coating seed cores. See, for example, *Multiparticulate Oral Drug Delivery*; Marcel Dekker: 1994; and *Pharmaceutical Pelletization Technology*; Marcel Dekker: 1989.

[00187] Other excipients or carriers as described herein can be blended with the pharmaceutical compositions to aid in processing and forming the multiparticulates. The resulting particles can themselves constitute the multiparticulate device or can be coated by various film-forming materials, such as enteric polymers, water-swellaable, and water-soluble polymers. The multiparticulates can be further processed as a capsule or a tablet.

4. Targeted Delivery

[00188] The pharmaceutical compositions provided herein can also be formulated to be targeted to a particular tissue, receptor, or other area of the body of the subject to be treated, including liposome-, resealed erythrocyte-, and antibody-based delivery systems. Examples include, but are not limited to, those disclosed in U.S. Pat. Nos. 6,316,652; 6,274,552; 6,271,359; 6,253,872; 6,139,865; 6,131,570; 6,120,751; 6,071,495; 6,060,082; 6,048,736; 6,039,975; 6,004,534; 5,985,307; 5,972,366; 5,900,252; 5,840,674; 5,759,542; and 5,709,874.

Methods of Use

[00189] In one embodiment, provided herein is a method for treating, ameliorating, or preventing a disorder, disease, or condition in a subject, comprising administering to the subject a therapeutically effective amount of a compound provided herein, *e.g.*, a compound of Formula I, or an enantiomer, a mixture of enantiomers, a mixture of two or more diastereomers, a tautomer, a mixture of two or more tautomers, or an isotopic variant thereof, or a pharmaceutically acceptable salt, solvate, hydrate, or prodrug thereof.

[00190] In another embodiment, provided herein is a method for treating, ameliorating, or preventing one or more symptoms of a disorder, disease, or condition in a subject, comprising

administering to the subject a pharmaceutical composition provided herein, *e.g.*, a pharmaceutical composition comprising a compound of Formula I, or an enantiomer, a mixture of enantiomers, a mixture of two or more diastereomers, a tautomer, a mixture of two or more tautomers, or an isotopic variant thereof; or a pharmaceutically acceptable salt, solvate, hydrate, or prodrug thereof; and a pharmaceutically acceptable excipient.

[00191] In certain embodiments, the disorder, disease, or condition is a neurological disease. In certain embodiments, the disorder, disease, or condition is a neurodegenerative disease. In certain embodiments, the disorder, disease, or condition is an ocular disorder. In certain embodiments, the disorder, disease, or condition is Down's syndrome.

[00192] In certain embodiments, the disorder, disease, or condition is Parkinson's disease (PD), Alzheimer's disease (AD), traumatic brain injury (TBI), amyotrophic lateral sclerosis (ALS), multiple sclerosis (MS), or dementia. In certain embodiments, the disorder, disease, or condition is Parkinson's disease. In certain embodiments, the disorder, disease, or condition is traumatic brain injury. In certain embodiments, the disorder, disease, or condition is amyotrophic lateral sclerosis. In certain embodiments, the disorder, disease, or condition is multiple sclerosis. In certain embodiments, the disorder, disease, or condition is dementia. In certain embodiments, the disorder, disease, or condition is frontotemporal dementia.

[00193] In certain embodiments, the disorder, disease, or condition is a disorder, disease, or condition mediated by a tau protein. In certain embodiments, the disorder, disease, or condition mediated by a tau protein is tauopathy. In certain embodiments, the disorder, disease, or condition mediated by a tau protein is Alzheimer's disease.

[00194] In certain embodiments, the disorder, disease, or condition is Alzheimer's disease. In certain embodiments, the Alzheimer's disease is Stage 1 AD (no impairment). In certain embodiments, the Alzheimer's disease is Stage 2 AD (very mild decline). In certain embodiments, the Alzheimer's disease is Stage 3 AD (mild decline). In certain embodiments, the Alzheimer's disease is Stage 4 AD (moderate decline). In certain embodiments, the Alzheimer's disease is Stage 5 AD (moderately severe decline). In certain embodiments, the Alzheimer's disease is Stage 6 AD (severe decline). In certain embodiments, the Alzheimer's disease is Stage 7 AD (very severe decline).

[00195] The methods provided herein encompass treating a subject regardless of patient's age, although some diseases or disorders are more common in certain age groups.

[00196] Depending on the disease to be treated and the subject's condition, a compound provided herein, *e.g.*, a compound of Formula I, or an enantiomer, a mixture of enantiomers, a mixture of two or more diastereomers, a tautomer, a mixture of two or more tautomers, or an isotopic variant thereof; or a pharmaceutically acceptable salt, solvate, hydrate, or prodrug thereof, can be administered by oral, parenteral (*e.g.*, intramuscular, intraperitoneal, intravenous, CIV, intracisternal injection or infusion, subcutaneous injection, or implant), inhalation, nasal, vaginal, rectal, sublingual, or topical (*e.g.*, transdermal or local) routes of administration. Also provided herein is administration of the compounds or pharmaceutical compositions provided herein in a depot formulation, in which the active ingredient is released over a predefined time period. A compound provided herein, *e.g.*, a compound of Formula I, or an enantiomer, a mixture of enantiomers, a mixture of two or more diastereomers, a tautomer, a mixture of two or more tautomers, or an isotopic variant thereof; or a pharmaceutically acceptable salt, solvate, hydrate, or prodrug thereof, can be formulated, alone or together, in suitable dosage unit with pharmaceutically acceptable excipients, carriers, adjuvants and vehicles, appropriate for each route of administration.

[00197] In one embodiment, a compound provided herein, *e.g.*, a compound of Formula I, or an enantiomer, a mixture of enantiomers, a mixture of two or more diastereomers, a tautomer, a mixture of two or more tautomers, or an isotopic variant thereof; or a pharmaceutically acceptable salt, solvate, hydrate, or prodrug thereof, is administered orally. In another embodiment, a compound provided herein, *e.g.*, a compound of Formula I, or an enantiomer, a mixture of enantiomers, a mixture of two or more diastereomers, a tautomer, a mixture of two or more tautomers, or an isotopic variant thereof; or a pharmaceutically acceptable salt, solvate, hydrate, or prodrug thereof, is administered parenterally. In yet another embodiment, a compound provided herein, *e.g.*, a compound of Formula I, or an enantiomer, a mixture of enantiomers, a mixture of two or more diastereomers, a tautomer, a mixture of two or more tautomers, or an isotopic variant thereof; or a pharmaceutically acceptable salt, solvate, hydrate, or prodrug thereof, is administered intravenously. In yet another embodiment, a compound provided herein, *e.g.*, a compound of Formula I, or an enantiomer, a mixture of enantiomers, a

mixture of two or more diastereomers, a tautomer, a mixture of two or more tautomers, or an isotopic variant thereof; or a pharmaceutically acceptable salt, solvate, hydrate, or prodrug thereof, is administered intramuscularly. In yet another embodiment, a compound provided herein, *e.g.*, a compound of Formula I, or an enantiomer, a mixture of enantiomers, a mixture of two or more diastereomers, a tautomer, a mixture of two or more tautomers, or an isotopic variant thereof; or a pharmaceutically acceptable salt, solvate, hydrate, or prodrug thereof, is administered subcutaneously. In still another embodiment, a compound provided herein, *e.g.*, a compound of Formula I, or an enantiomer, a mixture of enantiomers, a mixture of two or more diastereomers, a tautomer, a mixture of two or more tautomers, or an isotopic variant thereof; or a pharmaceutically acceptable salt, solvate, hydrate, or prodrug thereof, is administered topically.

[00198] A compound provided herein, *e.g.*, a compound of Formula I, or an enantiomer, a mixture of enantiomers, a mixture of two or more diastereomers, a tautomer, a mixture of two or more tautomers, or an isotopic variant thereof; or a pharmaceutically acceptable salt, solvate, hydrate, or prodrug thereof, can be delivered as a single dose such as, *e.g.*, a single bolus injection, or oral tablets or pills; or over time such as, *e.g.*, continuous infusion over time or divided bolus doses over time. The compound provided herein can be administered repetitively if necessary, for example, until the subject experiences stable disease or regression, or until the subject experiences disease progression or unacceptable toxicity. Stable disease or lack thereof is determined by methods known in the art such as evaluation of subject's symptoms and physical examination.

[00199] A compound provided herein, *e.g.*, a compound of Formula I, or an enantiomer, a mixture of enantiomers, a mixture of two or more diastereomers, a tautomer, a mixture of two or more tautomers, or an isotopic variant thereof; or a pharmaceutically acceptable salt, solvate, hydrate, or prodrug thereof, can be administered once daily (QD), or divided into multiple daily doses such as twice daily (BID), and three times daily (TID). In addition, the administration can be continuous, *i.e.*, every day, or intermittently. The term "intermittent" or "intermittently" as used herein is intended to mean stopping and starting at either regular or irregular intervals. For example, intermittent administration of a compound provided herein, *e.g.*, a compound of Formula I, or an enantiomer, a mixture of enantiomers, a mixture of two or more diastereomers, a tautomer, a mixture of two or more tautomers, or an isotopic variant thereof; or a

pharmaceutically acceptable salt, solvate, hydrate, or prodrug thereof, is administration for one to six days per week, administration in cycles (*e.g.*, daily administration for two to eight consecutive weeks, then a rest period with no administration for up to one week), or administration on alternate days.

[00200] In certain embodiments, a compound provided herein, *e.g.*, a compound of Formula I, or an enantiomer, a mixture of enantiomers, a mixture of two or more diastereomers, a tautomer, a mixture of two or more tautomers, or an isotopic variant thereof; or a pharmaceutically acceptable salt, solvate, hydrate, or prodrug thereof, is cyclically administered to a patient. Cycling therapy involves the administration of an active agent for a period of time, followed by a rest for a period of time, and repeating this sequential administration. Cycling therapy can reduce the development of resistance to one or more of the therapies, avoid or reduce the side effects of one of the therapies, and/or improves the efficacy of the treatment.

[00201] In certain embodiments, the therapeutically effective amount is ranging from about 0.001 to 100 mg per kg subject body weight per day (mg/kg per day), from about 0.01 to about 75 mg/kg per day, from about 0.1 to about 50 mg/kg per day, from about 0.5 to about 25 mg/kg per day, or from about 1 to about 20 mg/kg per day, which can be administered in single or multiple doses. Within this range, the dosage can be ranging from about 0.005 to about 0.05, from about 0.05 to about 0.5, from about 0.5 to about 5.0, from about 1 to about 15, from about 1 to about 20, or from about 1 to about 50 mg/kg per day.

[00202] It will be understood, however, that the specific dose level and frequency of dosage for any particular subject can be varied and will depend upon a variety of factors including the activity of the specific compound employed, the metabolic stability and length of action of that compound, the age, body weight, general health, sex, diet, mode and time of administration, rate of excretion, drug combination, the severity of the particular condition, and the host undergoing therapy.

[00203] In certain embodiments, the subject is a mammal. In certain embodiments, the subject is a human.

[00204] A compound provided herein, *e.g.*, a compound of Formula I, or an enantiomer, a

mixture of enantiomers, a mixture of two or more diastereomers, a tautomer, a mixture of two or more tautomers, or an isotopic variant thereof; or a pharmaceutically acceptable salt, solvate, hydrate, or prodrug thereof, can also be combined or used in combination with other therapeutic agents useful in the treatment and/or prevention of a disorder, disease, or condition described herein.

[00205] As used herein, the term “in combination” includes the use of more than one therapy (*e.g.*, one or more prophylactic and/or therapeutic agents). However, the use of the term “in combination” does not restrict the order in which therapies (*e.g.*, prophylactic and/or therapeutic agents) are administered to a subject with a disease or disorder. A first therapy (*e.g.*, a prophylactic or therapeutic agent such as a compound provided herein) can be administered prior to (*e.g.*, 5 minutes, 15 minutes, 30 minutes, 45 minutes, 1 hour, 2 hours, 4 hours, 6 hours, 12 hours, 24 hours, 48 hours, 72 hours, 96 hours, 1 week, 2 weeks, 3 weeks, 4 weeks, 5 weeks, 6 weeks, 8 weeks, or 12 weeks before), concomitantly with, or subsequent to (*e.g.*, 5 minutes, 15 minutes, 30 minutes, 45 minutes, 1 hour, 2 hours, 4 hours, 6 hours, 12 hours, 24 hours, 48 hours, 72 hours, 96 hours, 1 week, 2 weeks, 3 weeks, 4 weeks, 5 weeks, 6 weeks, 8 weeks, or 12 weeks after) the administration of a second therapy (*e.g.*, a prophylactic or therapeutic agent) to the subject. Triple therapy is also contemplated herein.

[00206] The route of administration of a compound provided herein, *e.g.*, a compound of Formula I, or an enantiomer, a mixture of enantiomers, or a mixture of diastereomers thereof; or a pharmaceutically acceptable salt, solvate, or prodrug thereof, is independent of the route of administration of a second therapy. In one embodiment, a compound provided herein, *e.g.*, a compound of Formula I, or an enantiomer, a mixture of enantiomers, or a mixture of diastereomers thereof; or a pharmaceutically acceptable salt, solvate, or prodrug thereof, is administered orally. In another embodiment, a compound provided herein, *e.g.*, a compound of Formula I, or an enantiomer, a mixture of enantiomers, or a mixture of diastereomers thereof; or a pharmaceutically acceptable salt, solvate, or prodrug thereof, is administered intravenously. Thus, in accordance with these embodiments, a compound provided herein, *e.g.*, a compound of Formula I, or an enantiomer, a mixture of enantiomers, or a mixture of diastereomers thereof; or a pharmaceutically acceptable salt, solvate, or prodrug thereof, is administered orally or intravenously, and the second therapy can be administered orally, parenterally, intraperitoneally,

intravenously, intraarterially, transdermally, sublingually, intramuscularly, rectally, transbuccally, intranasally, liposomally, *via* inhalation, vaginally, intraocularly, *via* local delivery by catheter or stent, subcutaneously, intraadiposally, intraarticularly, intrathecally, or in a slow release dosage form. In one embodiment, a compound provided herein, *e.g.*, a compound of Formula I, or an enantiomer, a mixture of enantiomers, or a mixture of diastereomers thereof; or a pharmaceutically acceptable salt, solvate, or prodrug thereof, and a second therapy are administered by the same mode of administration, orally or by IV. In another embodiment, a compound provided herein, *e.g.*, a compound of Formula I, including an enantiomer, a mixture of enantiomers, or a mixture of diastereomers thereof; or a pharmaceutically acceptable salt, solvate, or prodrug thereof, is administered by one mode of administration, *e.g.*, by IV, whereas the second agent is administered by another mode of administration, *e.g.*, orally.

[00207] In certain embodiments, each method provided herein may independently, further comprise the step of administering a second therapeutic agent.

[00208] The compounds provided herein can also be provided as an article of manufacture using packaging materials well known to those of skill in the art. *See, e.g.*, U.S. Pat. Nos. 5,323,907; 5,052,558; and 5,033,252. Examples of pharmaceutical packaging materials include, but are not limited to, blister packs, bottles, tubes, inhalers, pumps, bags, vials, containers, syringes, and any packaging material suitable for a selected formulation and intended mode of administration and treatment.

[00209] In certain embodiments, provided herein also are kits which, when used by the medical practitioner, can simplify the administration of appropriate amounts of active ingredients to a subject. In certain embodiments, the kit provided herein includes a container and a dosage form of a compound provided herein, including a single enantiomer or a mixture of diastereomers thereof; or a pharmaceutically acceptable salt, solvate, or prodrug thereof.

[00210] In certain embodiments, the kit includes a container comprising a dosage form of the compound provided herein, *e.g.*, a compound of Formula I, or an enantiomer, a mixture of enantiomers, a mixture of two or more diastereomers, a tautomer, a mixture of two or more tautomers, or an isotopic variant thereof; or a pharmaceutically acceptable salt, solvate, hydrate, or prodrug thereof, in a container comprising one or more other therapeutic agent(s) described

herein.

[00211] Kits provided herein can further include devices that are used to administer the active ingredients. Examples of such devices include, but are not limited to, syringes, needleless injectors drip bags, patches, and inhalers. The kits provided herein can also include condoms for administration of an active ingredient.

[00212] Kits provided herein can further include pharmaceutically acceptable vehicles that can be used to administer one or more active ingredients. For example, if an active ingredient is provided in a solid form that must be reconstituted for parenteral administration, the kit can comprise a sealed container of a suitable vehicle in which the active ingredient can be dissolved to form a particulate-free sterile solution that is suitable for parenteral administration. Examples of pharmaceutically acceptable vehicles include, but are not limited to: aqueous vehicles, including, but not limited to, Water for Injection USP, Sodium Chloride Injection, Ringer's Injection, Dextrose Injection, Dextrose and Sodium Chloride Injection, and Lactated Ringer's Injection; water-miscible vehicles, including, but not limited to, ethyl alcohol, polyethylene glycol, and polypropylene glycol; and non-aqueous vehicles, including, but not limited to, corn oil, cottonseed oil, peanut oil, sesame oil, ethyl oleate, isopropyl myristate, and benzyl benzoate.

[00213] In one embodiment, provided herein is a method for inhibiting the production of amyloid β in a subject, comprising administering to the subject a therapeutically effective amount of a compound of Formula I, or an enantiomer, a mixture of enantiomers, a mixture of two or more diastereomers, a tautomer, a mixture of two or more tautomers, or an isotopic variant thereof, or a pharmaceutically acceptable salt, solvate, hydrate, or prodrug thereof. In certain embodiments, the method provided herein is for inhibiting the total production of amyloid β in a subject.

[00214] In another embodiment, provided herein is a method for attenuating the amyloid β level in a subject, comprising administering to the subject a therapeutically effective amount of a compound of Formula I, or an enantiomer, a mixture of enantiomers, a mixture of two or more diastereomers, a tautomer, a mixture of two or more tautomers, or an isotopic variant thereof, or a pharmaceutically acceptable salt, solvate, hydrate, or prodrug thereof. In certain embodiments, the method provided herein is for attenuating the total amyloid β level in a subject.

[00215] In yet another embodiment, provided herein is a method for attenuating amyloid β -induced signaling pathway in a subject or a cell, comprising administering to the subject or a cell a therapeutically effective amount of a compound of Formula I, or an enantiomer, a mixture of enantiomers, a mixture of two or more diastereomers, a tautomer, a mixture of two or more tautomers, or an isotopic variant thereof; or a pharmaceutically acceptable salt, solvate, hydrate, or prodrug thereof. In certain embodiments, the method provided herein is for attenuating the total amyloid β level in a subject.

[00216] In yet another embodiment, provided herein is a method of inhibiting the production of amyloid β in a cell, comprising contacting the cell with an effective amount of a compound of Formula I, or an enantiomer, a mixture of enantiomers, a mixture of two or more diastereomers, a tautomer, a mixture of two or more tautomers, or an isotopic variant thereof; or a pharmaceutically acceptable salt, solvate, hydrate, or prodrug thereof. In certain embodiments, the method provided herein is for inhibiting the total production of amyloid β in a cell.

[00217] In one embodiment, the amyloid β is amyloid β 36, amyloid β 37, amyloid β 38, amyloid β 39, amyloid β 40, amyloid β 41, amyloid β 42, amyloid β 43, amyloid β 44, amyloid β 45, amyloid β 46, amyloid β 47, amyloid β 48, amyloid β 49, amyloid β 50, amyloid β 51, or amyloid β 52, or a combination thereof. In another embodiment, the amyloid β is amyloid β 40. In yet another embodiment, the amyloid β is amyloid β 42.

[00218] In one embodiment, provided herein is a method of inhibiting the production of a tau protein in a subject, comprising administering to the subject a therapeutically effective amount of a compound of Formula I, or an enantiomer, a mixture of enantiomers, a mixture of two or more diastereomers, a tautomer, a mixture of two or more tautomers, or an isotopic variant thereof; or a pharmaceutically acceptable salt, solvate, hydrate, or prodrug thereof. In certain embodiments, the method provided herein is for inhibiting the total production of tau proteins, including phosphorylated tau proteins, in a subject.

[00219] In another embodiment, provided herein is a method of attenuating the tau protein level in a subject, comprising administering to the subject a therapeutically effective amount of a compound of Formula I, or an enantiomer, a mixture of enantiomers, a mixture of two or more diastereomers, a tautomer, a mixture of two or more tautomers, or an isotopic

variant thereof, or a pharmaceutically acceptable salt, solvate, hydrate, or prodrug thereof. In certain embodiments, the method provided herein is for attenuating the total tau protein level in a subject.

[00220] In yet another embodiment, provided herein is a method of inhibiting the production of a tau protein in a cell, comprising contacting the cell with an effective amount of a compound of Formula I, or an enantiomer, a mixture of enantiomers, a mixture of two or more diastereomers, a tautomer, a mixture of two or more tautomers, or an isotopic variant thereof; or a pharmaceutically acceptable salt, solvate, hydrate, or prodrug thereof. In certain embodiments, the method provided herein is for inhibiting the total production of tau proteins, including phosphorylated tau proteins, in a cell.

[00221] In one embodiment, the tau protein is a phosphorylated tau protein. In another embodiment, the tau protein is a hyperphosphorylated tau protein. In yet another embodiment, the tau protein is a human tau protein. In still another embodiment, the tau protein is human isoform 0N3R, 0N4R, 1N3R, 1N4R, 2N3R, or 2N4R.

[00222] In one embodiment, provided herein is a method of inhibiting the production of a phosphorylated tau protein in a subject, comprising administering to the subject a therapeutically effective amount of a compound of Formula I, or an enantiomer, a mixture of enantiomers, a mixture of two or more diastereomers, a tautomer, a mixture of two or more tautomers, or an isotopic variant thereof; or a pharmaceutically acceptable salt, solvate, hydrate, or prodrug thereof.

[00223] In another embodiment, provided herein is a method of attenuating the phosphorylated tau protein level in a subject, comprising administering to the subject a therapeutically effective amount of a compound of Formula I, or an enantiomer, a mixture of enantiomers, a mixture of two or more diastereomers, a tautomer, a mixture of two or more tautomers, or an isotopic variant thereof; or a pharmaceutically acceptable salt, solvate, hydrate, or prodrug thereof.

[00224] In yet another embodiment, provided herein is a method of inhibiting the production of a phosphorylated tau protein in a cell, comprising contacting the cell with an

effective amount of a compound of Formula I, or an enantiomer, a mixture of enantiomers, a mixture of two or more diastereomers, a tautomer, a mixture of two or more tautomers, or an isotopic variant thereof; or a pharmaceutically acceptable salt, solvate, hydrate, or prodrug thereof.

[00225] In one embodiment, provided herein is a method of inhibiting the production of a hyperphosphorylated tau protein in a subject, comprising administering to the subject a therapeutically effective amount of a compound of Formula I, or an enantiomer, a mixture of enantiomers, a mixture of two or more diastereomers, a tautomer, a mixture of two or more tautomers, or an isotopic variant thereof; or a pharmaceutically acceptable salt, solvate, hydrate, or prodrug thereof.

[00226] In another embodiment, provided herein is a method of attenuating the hyperphosphorylated tau protein level in a subject, comprising administering to the subject a therapeutically effective amount of a compound of Formula I, or an enantiomer, a mixture of enantiomers, a mixture of two or more diastereomers, a tautomer, a mixture of two or more tautomers, or an isotopic variant thereof; or a pharmaceutically acceptable salt, solvate, hydrate, or prodrug thereof.

[00227] In yet another embodiment, provided herein is a method of inhibiting the production of a hyperphosphorylated tau protein in a cell, comprising contacting the cell with an effective amount of a compound of Formula I, or an enantiomer, a mixture of enantiomers, a mixture of two or more diastereomers, a tautomer, a mixture of two or more tautomers, or an isotopic variant thereof; or a pharmaceutically acceptable salt, solvate, hydrate, or prodrug thereof.

[00228] In still another embodiment, provided herein is a method of attenuating the tau protein-induced signaling in a subject or a cell, comprising contacting the subject or cell with an effective amount of a compound of Formula I, or an enantiomer, a mixture of enantiomers, a mixture of two or more diastereomers, a tautomer, a mixture of two or more tautomers, or an isotopic variant thereof; or a pharmaceutically acceptable salt, solvate, hydrate, or prodrug thereof.

[00229] The disclosure will be further understood by the following non-limiting examples.

EXAMPLES

[00230] As used herein, the symbols and conventions used in these processes, schemes and examples, regardless of whether a particular abbreviation is specifically defined, are consistent with those used in the contemporary scientific literature, for example, the Journal of the American Chemical Society, the Journal of Medicinal Chemistry, or the Journal of Biological Chemistry.

Example 1

Attenuating the Amyloid β 40 Level

[00231] Induced pluripotent stem cells from a familial Alzheimer's disease patient carrying a duplication of the amyloid precursor protein gene were differentiated to neurons using standard protocols. Israel *et al.*, *Nature* **2012**, *482*, 216-220. Neural precursor cells were plated on 24-well plates and differentiated to neurons over three weeks. There was an exponential increase in the levels of A β secreted in these cells starting on Day 4 in culture. The culture medium from each well was collected at Day 6 for A β 40 analysis and at Day 39 for A β 42 analysis, and replaced with a medium containing a compound or a phosphate buffered saline (PBS) solution. After 24 h, the medium from each well was collected and the effect of the test compound on the A β level over 24 h was determined using a commercially available ELISA kit. FIG. 1 shows the effect of compounds **A1** to **A4** on the level of A β 40 secreted by neurons after 24 h treatment. FIG. 2 shows the effect of compounds **A1** to **A3** on the level of A β 40 secreted by neurons after 24 h treatment.

Example 2

Compound Characterization

[00232] Compound **A1** was synthesized and determined to have a mass of 371.0 (MH⁺) by a mass spectrum and a purity of 98% at 230 nm by a HPLC. Compound **A2** was synthesized and determined to have a mass of 360.0 (MH⁺) by a mass spectrum and a purity of 98% at 230 nm by a HPLC. Compound **A3** was synthesized and determined to have a mass of 338.0 (MH⁺) by a mass spectrum and a purity of greater than 99% by a HPLC.

Example 3

Metabolic Stability of Compounds **A1-A3** in Fresh Human Plasma

[00233] Compounds **A1-A3** were independently spiked directly into an individual lot of fresh human plasma, with sodium heparin as the anticoagulant, such that the final assay concentration of each compound was 1.00 μM . After incubation at room temperature for 0, 0.5, 1, 2, and 4 hours, samples were removed and aliquoted for analysis. Valacyclovir was used as a positive control. The plasma samples containing a test compound were processed by protein precipitation.

[00234] A primary 1.00 mM stock solution of a test compound was prepared in either acetonitrile or acetonitrile:water (1:1, v/v). A 0.200 mM working stock was made from the primary stock in acetonitrile:water (1:1, v/v), which was used in the human plasma stability study. The primary and working stock solutions were stored at $-20\text{ }^{\circ}\text{C}$ when not in use. When it was used in the assay, the working stock was kept at room temperature for as short a time as possible.

[00235] The human plasma stability study was initiated by adding 5.00 μL of a test compound stock solution to 0.995 mL of human plasma (sodium heparin) in a 1.7-mL snap tube. Time zero points were generated by immediately removing duplicate 50.0 μL aliquots of plasma after initiating each incubation and quenching in 150 μL of methanol. The plasma incubation tubes were capped and remained at room temperature between time points.

[00236] After 0.5, 1, 2, and 4 hours of incubation, duplicate 50.0 μL aliquots of plasma were removed and placed into the extraction tubes containing 150 μL of methanol. Each time point was immediately extracted by vortex mixing, centrifuged, and the supernate removed to HPLC vial for analysis. After extraction of all samples, the extracts were analyzed by LC/MS/MS.

[00237] LC/MS/MS analysis of the incubation solutions was conducted by initial separation of a test compound peak using chromatography prior to detection by a mass spectrometer. The LC/MS system was comprised of a HPLC coupled with a TQS-Micro or Quattro Premier. The mobile phase was nebulized using heated nitrogen in a Z-spray

source/interface set to electrospray in either positive ionization mode or negative ionization mode. The ionized compounds were detected using MS/MS. The data was acquired using MassLynx.

[00238] The peak heights for compounds **A1-A3** are presented in Table 1, whereas the peak heights for the positive control are shown in Table 2. In fresh human plasma, compounds **A1-A3** was not significantly metabolized.

Table 1. Peak Heights for Compounds **A1-A3** in Fresh Human Plasma

Cmpd	Time (h)	Peak Height	Mean Height	% Remaining	
A1	0	4,425	4,250	100	
		4,076			
	0.5	3,851	3,740	88	
		3,622			
	1	3,893	3,680	87	
		3,468			
	2	3,492	3,510	83	
		3,537			
	4	3,543	3,670	86	
		3,793			
	A2	0	12,908	12,600	100
			12,347		
0.5		12,887	13,300	106	
		13,737			
1		13,487	13,000	103	
		12,490			
2		13,135	13,000	103	
		12,952			
4		13,167	13,100	104	
		13,054			
A3		0	4,020	4,210	100
			4,400		
	0.5	4,506	4,100	97	
		3,692			

Cmpd	Time (h)	Peak Height	Mean Height	% Remaining
	1	3,403 3,921	3,660	87
	2	3,395 3,476	3,440	82
	4	3,916 3,775	3,850	91

Table 2. Peak Heights for Positive Control Valacyclovir in Fresh Human Plasma

Time (h)	Peak Height	Mean Height	% Remaining
0	21,201 21,603	21,400	100
0.5	21,055 20,329	20,700	96.7
1	19,281 21,630	20,500	95.8
2	19,941 19,624	19,800	92.5
4	17,697 17,785	17,700	82.7

Example 4

Pharmacokinetic Study of Compound A2 in Rats

[00239] A pharmacokinetic study on compound A2 was carried out in rats. The results are summarized in Table 3.

Table 3. PK Parameters of Compound A2 in Rats

Route	T _{max} (h)	C _{max} (ng/mL)	AUC _{last} (h*ng/mL)	AUC _{INF} (h*ng/mL)	V _z or V _z /F (L/kg)	CL or CL/F (mL/min/kg)	HL (h)	AUC _{INF} / Dose	%F
IV		4310	13400	13800	0.51	1.2	5	13800	
PO	4	4590	56200	64200	1.6	2.6	7	6420	45

[00240] Compound A2 in the CSF of the rats was also analyzed. The results are shown in Table 4 below, wherein BQL stands for below the quantifiable limit of 2.0 ng/mL.

Table 4. Compound A2 in CSF

Route	Animal No	CSF Concentration (ng/mL) by Time (h)							
		0.00	0.5	1.0	2.0	4.0	8.0	12	24
IV	845	BQL							
	846	BQL		4.2					
	847	BQL		17		15		BQL	
	848		BQL		BQL		BQL		BQL
	849		65		4.9		1.4		BQL
	850		0.95		BQL		BQL		BQL
	N	0	2	2	1	1	1	0	0
	Mean		33	11	4.9	15	1.4		
PO	851	BQL		5.3					
	852	BQL		32		139		1.5	
	853	BQL		6.7		56		11	
	854		2.7		3.6		BQL		BQL
	855		4.3		2.8		1.6		2.0
	856		BQL		3.1		20		BQL
	N	0	2	3	3	2	2	2	1
	Mean		3.5	15	3.2	97.4	11	6.5	2.0
	SD			15	0.39				
	CV%			102	12				

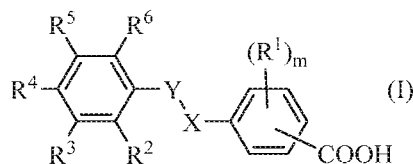
* * * * *

[00241] The examples set forth above are provided to give those of ordinary skill in the art with a complete disclosure and description of how to make and use the claimed embodiments, and are not intended to limit the scope of what is disclosed herein. Modifications that are obvious to persons of skill in the art are intended to be within the scope of the following claims. All publications, patents, and patent applications cited in this specification are incorporated

herein by reference as if each such publication, patent or patent application were specifically and individually indicated to be incorporated herein by reference.

What is claimed is:

1. A pharmaceutical composition comprising a compound of Formula I:



or an enantiomer, a mixture of enantiomers, a mixture of two or more diastereomers, a tautomer, a mixture of two or more tautomers, or an isotopic variant thereof; or a pharmaceutically acceptable salt, solvate, hydrate, or prodrug thereof; and a pharmaceutically acceptable excipient; wherein:

X is $-\text{SO}_2-$ and Y is $-\text{NR}^{\text{X}}-$; or X is $-\text{NR}^{\text{X}}-$ and Y is $-\text{SO}_2-$;

each R^1 is independently (a) cyano, halo, or nitro; (b) C_{1-6} alkyl, C_{2-6} alkenyl, C_{2-6} alkynyl, C_{3-10} cycloalkyl, C_{6-14} aryl, C_{7-15} aralkyl, heteroaryl, or heterocyclyl; or (c) $-\text{C}(\text{O})\text{R}^{1a}$, $-\text{C}(\text{O})\text{OR}^{1a}$, $-\text{C}(\text{O})\text{NR}^{1b}\text{R}^{1c}$, $-\text{C}(\text{O})\text{SR}^{1a}$, $-\text{C}(\text{NR}^{1a})\text{NR}^{1b}\text{R}^{1c}$, $-\text{C}(\text{S})\text{R}^{1a}$, $-\text{C}(\text{S})\text{OR}^{1a}$, $-\text{C}(\text{S})\text{NR}^{1b}\text{R}^{1c}$, $-\text{OR}^{1a}$, $-\text{OC}(\text{O})\text{R}^{1a}$, $-\text{OC}(\text{O})\text{OR}^{1a}$, $-\text{OC}(\text{O})\text{NR}^{1b}\text{R}^{1c}$, $-\text{OC}(\text{O})\text{SR}^{1a}$, $-\text{OC}(=\text{NR}^{1a})\text{NR}^{1b}\text{R}^{1c}$, $-\text{OC}(\text{S})\text{R}^{1a}$, $-\text{OC}(\text{S})\text{OR}^{1a}$, $-\text{OC}(\text{S})\text{NR}^{1b}\text{R}^{1c}$, $-\text{OS}(\text{O})\text{R}^{1a}$, $-\text{OS}(\text{O})_2\text{R}^{1a}$, $-\text{OS}(\text{O})\text{NR}^{1b}\text{R}^{1c}$, $-\text{OS}(\text{O})_2\text{NR}^{1b}\text{R}^{1c}$, $-\text{NR}^{1b}\text{R}^{1c}$, $-\text{NR}^{1a}\text{C}(\text{O})\text{R}^{1d}$, $-\text{NR}^{1a}\text{C}(\text{O})\text{OR}^{1d}$, $-\text{NR}^{1a}\text{C}(\text{O})\text{NR}^{1b}\text{R}^{1c}$, $-\text{NR}^{1a}\text{C}(\text{O})\text{SR}^{1d}$, $-\text{NR}^{1a}\text{C}(=\text{NR}^{1d})\text{NR}^{1b}\text{R}^{1c}$, $-\text{NR}^{1a}\text{C}(\text{S})\text{R}^{1d}$, $-\text{NR}^{1a}\text{C}(\text{S})\text{OR}^{1d}$, $-\text{NR}^{1a}\text{C}(\text{S})\text{NR}^{1b}\text{R}^{1c}$, $-\text{NR}^{1a}\text{S}(\text{O})\text{R}^{1d}$, $-\text{NR}^{1a}\text{S}(\text{O})_2\text{R}^{1d}$, $-\text{NR}^{1a}\text{S}(\text{O})\text{NR}^{1b}\text{R}^{1c}$, $-\text{NR}^{1a}\text{S}(\text{O})_2\text{NR}^{1b}\text{R}^{1c}$, $-\text{S}(\text{O})\text{R}^{1a}$, $-\text{S}(\text{O})_2\text{R}^{1a}$, $-\text{S}(\text{O})\text{NR}^{1b}\text{R}^{1c}$, or $-\text{S}(\text{O})_2\text{NR}^{1b}\text{R}^{1c}$;

R^2 , R^5 , R^6 , and R^{X} are each independently (a) hydrogen, deuterium, cyano, halo, or nitro; (b) C_{1-6} alkyl, C_{2-6} alkenyl, C_{2-6} alkynyl, C_{3-10} cycloalkyl, C_{6-14} aryl, C_{7-15} aralkyl, heteroaryl, or heterocyclyl; or (c) $-\text{C}(\text{O})\text{R}^{1a}$, $-\text{C}(\text{O})\text{OR}^{1a}$, $-\text{C}(\text{O})\text{NR}^{1b}\text{R}^{1c}$, $-\text{C}(\text{O})\text{SR}^{1a}$, $-\text{C}(\text{NR}^{1a})\text{NR}^{1b}\text{R}^{1c}$, $-\text{C}(\text{S})\text{R}^{1a}$, $-\text{C}(\text{S})\text{OR}^{1a}$, $-\text{C}(\text{S})\text{NR}^{1b}\text{R}^{1c}$, $-\text{OR}^{1a}$, $-\text{OC}(\text{O})\text{R}^{1a}$, $-\text{OC}(\text{O})\text{OR}^{1a}$, $-\text{OC}(\text{O})\text{NR}^{1b}\text{R}^{1c}$, $-\text{OC}(\text{O})\text{SR}^{1a}$, $-\text{OC}(=\text{NR}^{1a})\text{NR}^{1b}\text{R}^{1c}$, $-\text{OC}(\text{S})\text{R}^{1a}$, $-\text{OC}(\text{S})\text{OR}^{1a}$, $-\text{OC}(\text{S})\text{NR}^{1b}\text{R}^{1c}$, $-\text{OS}(\text{O})\text{R}^{1a}$, $-\text{OS}(\text{O})_2\text{R}^{1a}$, $-\text{OS}(\text{O})\text{NR}^{1b}\text{R}^{1c}$, $-\text{OS}(\text{O})_2\text{NR}^{1b}\text{R}^{1c}$, $-\text{NR}^{1b}\text{R}^{1c}$, $-\text{NR}^{1a}\text{C}(\text{O})\text{R}^{1d}$, $-\text{NR}^{1a}\text{C}(\text{O})\text{OR}^{1d}$, $-\text{NR}^{1a}\text{C}(\text{O})\text{NR}^{1b}\text{R}^{1c}$, $-\text{NR}^{1a}\text{C}(\text{O})\text{SR}^{1d}$, $-\text{NR}^{1a}\text{C}(=\text{NR}^{1d})\text{NR}^{1b}\text{R}^{1c}$, $-\text{NR}^{1a}\text{C}(\text{S})\text{R}^{1d}$, $-\text{NR}^{1a}\text{C}(\text{S})\text{OR}^{1d}$, $-\text{NR}^{1a}\text{C}(\text{S})\text{NR}^{1b}\text{R}^{1c}$, $-\text{NR}^{1a}\text{S}(\text{O})\text{R}^{1d}$, $-\text{NR}^{1a}\text{S}(\text{O})_2\text{R}^{1d}$, $-\text{NR}^{1a}\text{S}(\text{O})\text{NR}^{1b}\text{R}^{1c}$, $-\text{NR}^{1a}\text{S}(\text{O})_2\text{NR}^{1b}\text{R}^{1c}$, $-\text{S}(\text{O})\text{R}^{1a}$, $-\text{S}(\text{O})_2\text{R}^{1a}$, $-\text{S}(\text{O})\text{NR}^{1b}\text{R}^{1c}$, or $-\text{S}(\text{O})_2\text{NR}^{1b}\text{R}^{1c}$;

R^3 is (a) cyano, halo, or nitro; (b) C_{1-6} alkyl, C_{2-6} alkenyl, C_{2-6} alkynyl, C_{3-10} cycloalkyl, C_{6-14} aryl, C_{7-15} aralkyl, heteroaryl, or heterocyclyl; or (c) $-\text{C}(\text{O})\text{R}^{1a}$, $-\text{C}(\text{O})\text{OR}^{1a}$,

$-C(O)NR^{1b}R^{1c}$, $-C(O)SR^{1a}$, $-C(NR^{1a})NR^{1b}R^{1c}$, $-C(S)R^{1a}$, $-C(S)OR^{1a}$, $-C(S)NR^{1b}R^{1c}$, $-OR^{1a}$,
 $-OC(O)R^{1a}$, $-OC(O)OR^{1a}$, $-OC(O)NR^{1b}R^{1c}$, $-OC(O)SR^{1a}$, $-OC(=NR^{1a})NR^{1b}R^{1c}$, $-OC(S)R^{1a}$,
 $-OC(S)OR^{1a}$, $-OC(S)NR^{1b}R^{1c}$, $-OS(O)R^{1a}$, $-OS(O)_2R^{1a}$, $-OS(O)NR^{1b}R^{1c}$, $-OS(O)_2NR^{1b}R^{1c}$,
 $-NR^{1b}R^{1c}$, $-NR^{1a}C(O)R^{1d}$, $-NR^{1a}C(O)OR^{1d}$, $-NR^{1a}C(O)NR^{1b}R^{1c}$, $-NR^{1a}C(O)SR^{1d}$,
 $-NR^{1a}C(=NR^{1d})NR^{1b}R^{1c}$, $-NR^{1a}C(S)R^{1d}$, $-NR^{1a}C(S)OR^{1d}$, $-NR^{1a}C(S)NR^{1b}R^{1c}$, $-NR^{1a}S(O)R^{1d}$,
 $-NR^{1a}S(O)_2R^{1d}$, $-NR^{1a}S(O)NR^{1b}R^{1c}$, $-NR^{1a}S(O)_2NR^{1b}R^{1c}$, $-S(O)R^{1a}$, $-S(O)_2R^{1a}$, $-S(O)NR^{1b}R^{1c}$,
 or $-S(O)_2NR^{1b}R^{1c}$;

R^4 is hydrogen, deuterium, cyano, or fluoro;

each R^{1a} , R^{1b} , R^{1c} , and R^{1d} is independently hydrogen, deuterium, C_{1-6} alkyl, C_{2-6} alkenyl, C_{2-6} alkynyl, C_{3-10} cycloalkyl, C_{6-14} aryl, C_{7-15} aralkyl, heteroaryl, or heterocyclyl; or R^{1a} and R^{1c} together with the C and N atoms to which they are attached form heterocyclyl; or R^{1b} and R^{1c} together with the N atom to which they are attached form heterocyclyl; and

m is an integer of 0, 1, 2, 3, or 4;

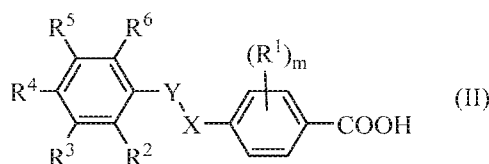
with the proviso that the compound is neither 4-((4'-((4-(2,4-dichlorophenyl)-1-ethyl-1*H*-imidazol-2-yl)methyl)-[1,1'-biphenyl]-4-yl)oxy)-3-((3-(trifluoromethyl)phenyl)-sulfonamido)benzoic acid nor 3-(*N*-(5-(4-(4-cyanophenyl)piperidine-1-carbonyl)-2-methylphenyl)sulfamoyl)benzoic acid;

wherein each alkyl, alkenyl, alkynyl, cycloalkyl, aryl, aralkyl, heteroaryl, and heterocyclyl is optionally substituted with one or more, in one embodiment, one, two, three, or four, substituents Q, where each Q is independently selected from (a) deuterium, cyano, halo, and nitro; (b) C_{1-6} alkyl, C_{2-6} alkenyl, C_{2-6} alkynyl, C_{3-10} cycloalkyl, C_{6-14} aryl, C_{7-15} aralkyl, heteroaryl, and heterocyclyl, each of which is further optionally substituted with one or more, in one embodiment, one, two, three, or four, substituents Q^a ; and (c) $-C(O)R^a$, $-C(O)OR^a$, $-C(O)NR^bR^c$, $-C(O)SR^a$, $-C(NR^a)NR^bR^c$, $-C(S)R^a$, $-C(S)OR^a$, $-C(S)NR^bR^c$, $-OR^a$, $-OC(O)R^a$, $-OC(O)OR^a$, $-OC(O)NR^bR^c$, $-OC(O)SR^a$, $-OC(=NR^a)NR^bR^c$, $-OC(S)R^a$, $-OC(S)OR^a$, $-OC(S)NR^bR^c$, $-OS(O)R^a$, $-OS(O)_2R^a$, $-OS(O)NR^bR^c$, $-OS(O)_2NR^bR^c$, $-NR^bR^c$, $-NR^aC(O)R^d$, $-NR^aC(O)OR^d$, $-NR^aC(O)NR^bR^c$, $-NR^aC(O)SR^d$, $-NR^aC(=NR^d)NR^bR^c$, $-NR^aC(S)R^d$, $-NR^aC(S)OR^d$, $-NR^aC(S)NR^bR^c$, $-NR^aS(O)R^d$, $-NR^aS(O)_2R^d$, $-NR^aS(O)NR^bR^c$, $-NR^aS(O)_2NR^bR^c$, $-SR^a$, $-S(O)R^a$, $-S(O)_2R^a$, $-S(O)NR^bR^c$, and $-S(O)_2NR^bR^c$, wherein each R^a , R^b , R^c , and R^d is independently (i) hydrogen or deuterium; (ii) C_{1-6} alkyl, C_{2-6} alkenyl, C_{2-6} alkynyl, C_{3-10} cycloalkyl, C_{6-14} aryl, C_{7-15} aralkyl, heteroaryl, or heterocyclyl, each of which is

optionally substituted with one or more, in one embodiment, one, two, three, or four, substituents Q^a ; or (iii) R^b and R^c together with the N atom to which they are attached form heterocyclyl, optionally substituted with one or more, in one embodiment, one, two, three, or four, substituents Q^a ;

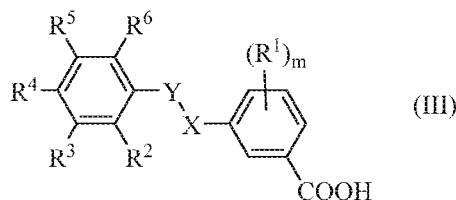
wherein each Q^a is independently selected from the group consisting of (a) deuterium, cyano, halo, and nitro; (b) C_{1-6} alkyl, C_{2-6} alkenyl, C_{2-6} alkynyl, C_{3-10} cycloalkyl, C_{6-14} aryl, C_{7-15} aralkyl, heteroaryl, and heterocyclyl; and (c) $-C(O)R^e$, $-C(O)OR^e$, $-C(O)NR^fR^g$, $-C(O)SR^e$, $-C(NR^e)NR^fR^g$, $-C(S)R^e$, $-C(S)OR^e$, $-C(S)NR^fR^g$, $-OR^e$, $-OC(O)R^e$, $-OC(O)OR^e$, $-OC(O)NR^fR^g$, $-OC(O)SR^e$, $-OC(=NR^e)NR^fR^g$, $-OC(S)R^e$, $-OC(S)OR^e$, $-OC(S)NR^fR^g$, $-OS(O)R^e$, $-OS(O)_2R^e$, $-OS(O)NR^fR^g$, $-OS(O)_2NR^fR^g$, $-NR^fR^g$, $-NR^eC(O)R^h$, $-NR^eC(O)OR^f$, $-NR^eC(O)NR^fR^g$, $-NR^eC(O)SR^f$, $-NR^eC(=NR^h)NR^fR^g$, $-NR^eC(S)R^h$, $-NR^eC(S)OR^f$, $-NR^eC(S)NR^fR^g$, $-NR^eS(O)R^h$, $-NR^eS(O)_2R^h$, $-NR^eS(O)NR^fR^g$, $-NR^eS(O)_2NR^fR^g$, $-SR^e$, $-S(O)R^e$, $-S(O)_2R^e$, $-S(O)NR^fR^g$, and $-S(O)_2NR^fR^g$; wherein each R^e , R^f , R^g , and R^h is independently (i) hydrogen or deuterium; (ii) C_{1-6} alkyl, C_{2-6} alkenyl, C_{2-6} alkynyl, C_{3-10} cycloalkyl, C_{6-14} aryl, C_{7-15} aralkyl, heteroaryl, or heterocyclyl; or (iii) R^f and R^g together with the N atom to which they are attached form heterocyclyl.

2. The pharmaceutical composition of claim 1, wherein the compound is a compound of Formula II:



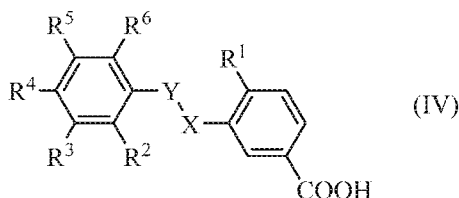
or an enantiomer, a mixture of enantiomers, a mixture of two or more diastereomers, a tautomer, a mixture of two or more tautomers, or an isotopic variant thereof; or a pharmaceutically acceptable salt, solvate, hydrate, or prodrug thereof.

3. The pharmaceutical composition of claim 1, wherein the compound is a compound of Formula III:



or an enantiomer, a mixture of enantiomers, a mixture of two or more diastereomers, a tautomer, a mixture of two or more tautomers, or an isotopic variant thereof; or a pharmaceutically acceptable salt, solvate, hydrate, or prodrug thereof.

4. The pharmaceutical composition of claim 3, wherein the compound is a compound of Formula IV:



or an enantiomer, a mixture of enantiomers, a mixture of two or more diastereomers, a tautomer, a mixture of two or more tautomers, or an isotopic variant thereof; or a pharmaceutically acceptable salt, solvate, hydrate, or prodrug thereof.

5. The pharmaceutical composition of any one of claims 1 to 4, wherein X is $-SO_2-$ and Y is $-NR^X-$.

6. The pharmaceutical composition of claim 5, wherein X is $-SO_2-$ and Y is $-NH-$.

7. The pharmaceutical composition of any one of claims 1 to 4, wherein X is $-NR^X-$ and Y is $-SO_2-$.

8. The pharmaceutical composition of claim 7, wherein X is $-NH-$ and Y is $-SO_2-$.

9. The pharmaceutical composition of any one of claims 1 to 8, wherein each R^1 is independently (a) cyano, halo, or nitro; (b) C_{1-6} alkyl, C_{2-6} alkenyl, C_{2-6} alkynyl, C_{3-10} cycloalkyl, C_{6-14} aryl, C_{7-15} aralkyl, heteroaryl, or heterocyclyl; or (c) $-C(O)R^{1a}$, $-C(O)OR^{1a}$, $-C(O)NR^{1b}R^{1c}$, $-C(O)SR^{1a}$, $-C(NR^{1a})NR^{1b}R^{1c}$, $-C(S)R^{1a}$, $-C(S)OR^{1a}$, $-C(S)NR^{1b}R^{1c}$, C_{1-6} alkoxy, $-OC(O)R^{1a}$, $-OC(O)OR^{1a}$, $-OC(O)NR^{1b}R^{1c}$, $-OC(O)SR^{1a}$, $-OC(=NR^{1a})NR^{1b}R^{1c}$, $-OC(S)R^{1a}$, $-OC(S)OR^{1a}$, $-OC(S)NR^{1b}R^{1c}$, $-OS(O)R^{1a}$, $-OS(O)_2R^{1a}$, $-OS(O)NR^{1b}R^{1c}$, $-OS(O)_2NR^{1b}R^{1c}$, $-NR^{1b}R^{1c}$, $-NR^{1a}C(O)R^{1d}$, $-NR^{1a}C(O)OR^{1d}$, $-NR^{1a}C(O)NR^{1b}R^{1c}$, $-NR^{1a}C(O)SR^{1d}$, $-NR^{1a}C(=NR^{1d})NR^{1b}R^{1c}$, $-NR^{1a}C(S)R^{1d}$, $-NR^{1a}C(S)OR^{1d}$, $-NR^{1a}C(S)NR^{1b}R^{1c}$, $-NR^{1a}S(O)R^{1d}$, $-NR^{1a}S(O)_2R^{1d}$, $-NR^{1a}S(O)NR^{1b}R^{1c}$, $-NR^{1a}S(O)_2NR^{1b}R^{1c}$, $-S(O)R^{1a}$, $-S(O)_2R^{1a}$, $-S(O)NR^{1b}R^{1c}$, or $-S(O)_2NR^{1b}R^{1c}$; where the alkoxy is optionally substituted with one or more substituents Q.

10. The pharmaceutical composition of claim 9, wherein each R^1 is independently halo or C_{1-6} alkyl, optionally substituted with one or more substituents Q.
11. The pharmaceutical composition of claim 9, wherein each R^1 is fluoro or methyl, optionally substituted with one or more substituents Q.
12. The pharmaceutical composition of any one of claims 1 to 11, wherein m is an integer of 1.
13. The pharmaceutical composition of any one of claims 1 to 8, wherein m is an integer of 0.
14. The pharmaceutical composition of any one of claims 1 to 13, wherein R^2 is hydrogen.
15. The pharmaceutical composition of any one of claims 1 to 14, wherein R^4 is hydrogen.
16. The pharmaceutical composition of any one of claims 1 to 15, wherein R^3 is (a) cyano, halo, or nitro; (b) C_{1-6} alkyl, C_{2-6} alkenyl, C_{2-6} alkynyl, C_{3-10} cycloalkyl, C_{6-14} aryl, C_{7-15} aralkyl, heteroaryl, or heterocyclyl; or (c) $-C(O)-C_{1-6}$ alkyl, $-C(O)OR^{1a}$, $-C(O)NHR^{1c}$, $-C(O)SR^{1a}$, $-C(NR^{1a})NR^{1b}R^{1c}$, $-C(S)R^{1a}$, $-C(S)OR^{1a}$, $-C(S)NR^{1b}R^{1c}$, $-OR^{1a}$, $-OC(O)R^{1a}$, $-OC(O)OR^{1a}$, $-OC(O)NR^{1b}R^{1c}$, $-OC(O)SR^{1a}$, $-OC(=NR^{1a})NR^{1b}R^{1c}$, $-OC(S)R^{1a}$, $-OC(S)OR^{1a}$, $-OC(S)NR^{1b}R^{1c}$, $-OS(O)R^{1a}$, $-OS(O)_2R^{1a}$, $-OS(O)NR^{1b}R^{1c}$, $-OS(O)_2NR^{1b}R^{1c}$, $-NR^{1b}R^{1c}$, $-NR^{1a}C(O)R^{1d}$, $-NR^{1a}C(O)OR^{1d}$, $-NR^{1a}C(O)NR^{1b}R^{1c}$, $-NR^{1a}C(O)SR^{1d}$, $-NR^{1a}C(=NR^{1d})NR^{1b}R^{1c}$, $-NR^{1a}C(S)R^{1d}$, $-NR^{1a}C(S)OR^{1d}$, $-NR^{1a}C(S)NR^{1b}R^{1c}$, $-NR^{1a}S(O)R^{1d}$, $-NR^{1a}S(O)_2R^{1d}$, $-NR^{1a}S(O)NR^{1b}R^{1c}$, $-NR^{1a}S(O)_2NR^{1b}R^{1c}$, $-S(O)R^{1a}$, $-S(O)_2R^{1a}$, $-S(O)NR^{1b}R^{1c}$, or $-S(O)_2NR^{1b}R^{1c}$; wherein each alkyl, alkenyl, alkynyl, cycloalkyl, aryl, aralkyl, heteroaryl, and heterocyclyl is independently and optionally substituted with one or more substituents Q.
17. The pharmaceutical composition of claim 16, wherein R^3 is nitro, C_{1-6} alkyl, $-OR^{1a}$, or $-NR^{1a}S(O)_2R^{1d}$, wherein the alkyl is optionally substituted with one or more substituents Q.
18. The pharmaceutical composition of claim 16, wherein R^3 is nitro, C_{1-6} alkyl, C_{1-6}

alkoxy, or C₁₋₆ alkylsulfonamido; wherein each alkyl and alkoxy is optionally substituted with one or more substituents Q.

19. The pharmaceutical composition of claim 16, wherein R³ is nitro, trifluoromethyl, methoxy, or methylsulfonamido.

20. The pharmaceutical composition of any one of claims 1 to 19, wherein R⁵ is hydrogen or -OR^{1a}.

21. The pharmaceutical composition of claim 20, wherein R⁵ is hydrogen or C₁₋₆ alkoxy; wherein the alkoxy is optionally substituted with one or more substituents Q.

22. The pharmaceutical composition of claim 20, wherein R⁵ is hydrogen or methoxy.

23. The pharmaceutical composition of any one of claims 1 to 22, wherein R⁶ is hydrogen, C₁₋₆ alkyl, or -OR^{1a}.

24. The pharmaceutical composition of claim 23, wherein R⁶ is hydrogen, C₁₋₆ alkyl, or C₁₋₆ alkoxy; wherein the alkyl and alkoxy are each optionally substituted with one or more substituents Q.

25. The pharmaceutical composition of claim 23, wherein R⁶ is hydrogen, methyl, or methoxy.

26. The pharmaceutical composition of any one of claims 1 to 8, wherein:
 each R¹ is independently (a) cyano, halo, or nitro; (b) C₁₋₆ alkyl, C₂₋₆ alkenyl, C₂₋₆ alkynyl, C₃₋₁₀ cycloalkyl, C₆₋₁₄ aryl, C₇₋₁₅ aralkyl, heteroaryl, or heterocyclyl; or (c) -C(O)R^{1a}, -C(O)OR^{1a}, -C(O)NR^{1b}R^{1c}, -C(O)SR^{1a}, -C(NR^{1a})NR^{1b}R^{1c}, -C(S)R^{1a}, -C(S)OR^{1a}, -C(S)NR^{1b}R^{1c}, C₁₋₆ alkoxy, -OC(O)R^{1a}, -OC(O)OR^{1a}, -OC(O)NR^{1b}R^{1c}, -OC(O)SR^{1a}, -OC(=NR^{1a})NR^{1b}R^{1c}, -OC(S)R^{1a}, -OC(S)OR^{1a}, -OC(S)NR^{1b}R^{1c}, -OS(O)R^{1a}, -OS(O)₂R^{1a}, -OS(O)NR^{1b}R^{1c}, -OS(O)₂NR^{1b}R^{1c}, -NR^{1b}R^{1c}, -NR^{1a}C(O)R^{1d}, -NR^{1a}C(O)OR^{1d}, -NR^{1a}C(O)NR^{1b}R^{1c}, -NR^{1a}C(O)SR^{1d}, -NR^{1a}C(=NR^{1d})NR^{1b}R^{1c}, -NR^{1a}C(S)R^{1d}, -NR^{1a}C(S)OR^{1d}, -NR^{1a}C(S)NR^{1b}R^{1c}, -NR^{1a}S(O)R^{1d}, -NR^{1a}S(O)₂R^{1d}, -NR^{1a}S(O)NR^{1b}R^{1c}, -NR^{1a}S(O)₂NR^{1b}R^{1c}, -S(O)R^{1a}, -S(O)₂R^{1a}, -S(O)NR^{1b}R^{1c}, or -S(O)₂NR^{1b}R^{1c};

R² and R⁴ are each hydrogen;

R³ is (a) cyano, halo, or nitro; (b) C₁₋₆ alkyl, C₂₋₆ alkenyl, C₂₋₆ alkynyl, C₃₋₁₀ cycloalkyl, C₆₋₁₄ aryl, C₇₋₁₅ aralkyl, heteroaryl, or heterocyclyl; or (c) -C(O)-C₁₋₆ alkyl, -C(O)OR^{1a}, -C(O)NHR^{1c}, -C(O)SR^{1a}, -C(NR^{1a})NR^{1b}R^{1c}, -C(S)R^{1a}, -C(S)OR^{1a}, -C(S)NR^{1b}R^{1c}, -OR^{1a}, -OC(O)R^{1a}, -OC(O)OR^{1a}, -OC(O)NR^{1b}R^{1c}, -OC(O)SR^{1a}, -OC(=NR^{1a})NR^{1b}R^{1c}, -OC(S)R^{1a}, -OC(S)OR^{1a}, -OC(S)NR^{1b}R^{1c}, -OS(O)R^{1a}, -OS(O)₂R^{1a}, -OS(O)NR^{1b}R^{1c}, -OS(O)₂NR^{1b}R^{1c}, -NR^{1b}R^{1c}, -NR^{1a}C(O)R^{1d}, -NR^{1a}C(O)OR^{1d}, -NR^{1a}C(O)NR^{1b}R^{1c}, -NR^{1a}C(O)SR^{1d}, -NR^{1a}C(=NR^{1d})NR^{1b}R^{1c}, -NR^{1a}C(S)R^{1d}, -NR^{1a}C(S)OR^{1d}, -NR^{1a}C(S)NR^{1b}R^{1c}, -NR^{1a}S(O)R^{1d}, -NR^{1a}S(O)₂R^{1d}, -NR^{1a}S(O)NR^{1b}R^{1c}, -NR^{1a}S(O)₂NR^{1b}R^{1c}, -S(O)R^{1a}, -S(O)₂R^{1a}, -S(O)NR^{1b}R^{1c}, or -S(O)₂NR^{1b}R^{1c}; and

R⁵ and R⁶ are each independently (a) hydrogen, deuterium, cyano, halo, or nitro; (b) C₁₋₆ alkyl, C₂₋₆ alkenyl, C₂₋₆ alkynyl, C₃₋₁₀ cycloalkyl, C₆₋₁₄ aryl, C₇₋₁₅ aralkyl, heteroaryl, or heterocyclyl; or (c) -C(O)R^{1a}, -C(O)OR^{1a}, -C(O)NR^{1b}R^{1c}, -C(O)SR^{1a}, -C(NR^{1a})NR^{1b}R^{1c}, -C(S)R^{1a}, -C(S)OR^{1a}, -C(S)NR^{1b}R^{1c}, -OR^{1a}, -OC(O)R^{1a}, -OC(O)OR^{1a}, -OC(O)NR^{1b}R^{1c}, -OC(O)SR^{1a}, -OC(=NR^{1a})NR^{1b}R^{1c}, -OC(S)R^{1a}, -OC(S)OR^{1a}, -OC(S)NR^{1b}R^{1c}, -OS(O)R^{1a}, -OS(O)₂R^{1a}, -OS(O)NR^{1b}R^{1c}, -OS(O)₂NR^{1b}R^{1c}, -NR^{1b}R^{1c}, -NR^{1a}C(O)R^{1d}, -NR^{1a}C(O)OR^{1d}, -NR^{1a}C(O)NR^{1b}R^{1c}, -NR^{1a}C(O)SR^{1d}, -NR^{1a}C(=NR^{1d})NR^{1b}R^{1c}, -NR^{1a}C(S)R^{1d}, -NR^{1a}C(S)OR^{1d}, -NR^{1a}C(S)NR^{1b}R^{1c}, -NR^{1a}S(O)R^{1d}, -NR^{1a}S(O)₂R^{1d}, -NR^{1a}S(O)NR^{1b}R^{1c}, -NR^{1a}S(O)₂NR^{1b}R^{1c}, -S(O)R^{1a}, -S(O)₂R^{1a}, -S(O)NR^{1b}R^{1c}, or -S(O)₂NR^{1b}R^{1c};

wherein each alkyl, alkenyl, alkynyl, cycloalkyl, aryl, aralkyl, heteroaryl, and heterocyclyl is independently and optionally substituted with one or more, in one embodiment, one, two, three, or four, substituents Q.

27. The pharmaceutical composition of any one of claims 1 to 8, wherein:

each R¹ is independently (a) cyano, halo, or nitro; (b) C₁₋₆ alkyl, C₂₋₆ alkenyl, C₂₋₆ alkynyl, C₃₋₁₀ cycloalkyl, C₆₋₁₄ aryl, C₇₋₁₅ aralkyl, heteroaryl, or heterocyclyl; or (c) -C(O)R^{1a}, -C(O)OR^{1a}, -C(O)NR^{1b}R^{1c}, -C(O)SR^{1a}, -C(NR^{1a})NR^{1b}R^{1c}, -C(S)R^{1a}, -C(S)OR^{1a}, -C(S)NR^{1b}R^{1c}, C₁₋₆ alkoxy, -OC(O)R^{1a}, -OC(O)OR^{1a}, -OC(O)NR^{1b}R^{1c}, -OC(O)SR^{1a}, -OC(=NR^{1a})NR^{1b}R^{1c}, -OC(S)R^{1a}, -OC(S)OR^{1a}, -OC(S)NR^{1b}R^{1c}, -OS(O)R^{1a}, -OS(O)₂R^{1a}, -OS(O)NR^{1b}R^{1c}, -OS(O)₂NR^{1b}R^{1c}, -NR^{1b}R^{1c}, -NR^{1a}C(O)R^{1d}, -NR^{1a}C(O)OR^{1d}, -NR^{1a}C(O)NR^{1b}R^{1c}, -NR^{1a}C(O)SR^{1d}, -NR^{1a}C(=NR^{1d})NR^{1b}R^{1c}, -NR^{1a}C(S)R^{1d}, -NR^{1a}C(S)OR^{1d}, -NR^{1a}C(S)NR^{1b}R^{1c}, -NR^{1a}S(O)R^{1d}, -NR^{1a}S(O)₂R^{1d}, -NR^{1a}S(O)NR^{1b}R^{1c}, -NR^{1a}S(O)₂NR^{1b}R^{1c}, -S(O)R^{1a}, -S(O)₂R^{1a}, -S(O)NR^{1b}R^{1c}, or -S(O)₂NR^{1b}R^{1c};

R^2 and R^4 are each hydrogen;

R^3 is nitro, C_{1-6} alkyl, $-OR^{1a}$, or $-NR^{1a}S(O)_2R^{1d}$;

R^5 is hydrogen or $-OR^{1a}$;

R^6 is hydrogen, C_{1-6} alkyl, or $-OR^{1a}$; and

m is an integer of 0, 1, 2, or 3;

wherein each alkyl, alkenyl, alkynyl, cycloalkyl, aryl, aralkyl, heteroaryl, and heterocyclyl is independently and optionally substituted with one or more, in one embodiment, one, two, three, or four, substituents Q.

28. The pharmaceutical composition of any one of claims 1 to 8, wherein:

each R^1 is independently halo or C_{1-6} alkyl;

R^2 and R^4 are each hydrogen;

R^3 is nitro, C_{1-6} alkyl, C_{1-6} alkoxy, or C_{1-6} alkylsulfonamido;

R^5 is hydrogen or C_{1-6} alkoxy;

R^6 is hydrogen, C_{1-6} alkyl, or C_{1-6} alkoxy; and

m is an integer of 0, 1, or 2;

wherein each alkyl, alkoxy, and C_{1-6} alkylsulfonamido is optionally substituted with one or more, in one embodiment, one, two, three, or four, substituents Q.

29. The pharmaceutical composition of any one of claims 1 to 8, wherein:

R^1 is fluoro or methyl;

R^2 and R^4 are each hydrogen;

R^3 is nitro, trifluoromethyl, methoxy, or methylsulfonamido;

R^5 is hydrogen or methoxy;

R^6 is hydrogen, methyl, or methoxy; and

m is an integer of 0 or 1.

30. The pharmaceutical composition of any one of claims 1 to 8, wherein the compound is:

4-(*N*-(3-(methylsulfonamido)phenyl)sulfamoyl)benzoic acid;

3-(*N*-(2-methyl-5-(trifluoromethyl)phenyl)sulfamoyl)benzoic acid;

3-(*N*-(3,5-dimethoxyphenyl)sulfamoyl)benzoic acid;

3-((2-methoxy-5-nitrophenyl)sulfonamido)-4-methylbenzoic acid; or
2-fluoro-4-(*N*-(3-(methylsulfonamido)phenyl)sulfamoyl)benzoic acid;
or a tautomer, a mixture of two or more tautomers, or an isotopic variant thereof,
or a pharmaceutically acceptable salt, solvate, hydrate, or prodrug thereof.

31. The pharmaceutical composition of any one of claims 1 to 30, wherein the pharmaceutical composition is in single dosage form.

32. The pharmaceutical composition of any one of claims 1 to 31, wherein the pharmaceutical composition is in an oral, parenteral, or intravenous dosage form.

33. The pharmaceutical composition of claim 32, wherein the composition is in an oral dosage form.

34. The pharmaceutical composition of claim 33, wherein the oral dosage form is a tablet, capsule, or solution.

35. The pharmaceutical composition of any one of claims 1 to 34, further comprising a second therapeutic agent.

36. A method of treating one or more symptoms of a neurodegenerative disease in a subject, comprising administering to the subject a pharmaceutical composition of any one of claims 1 to 35.

37. The method of claim 36, wherein the neurodegenerative disease is Alzheimer's disease.

38. The method of claim 37, wherein the neurodegenerative disease is Stage 1 Alzheimer's disease.

39. The method of claim 37, wherein the neurodegenerative disease is Stage 2 Alzheimer's disease.

40. The method of claim 37, wherein the neurodegenerative disease is Stage 3 Alzheimer's disease.

41. The method of claim 37, wherein the neurodegenerative disease is Stage 4 Alzheimer's disease.

42. The method of claim 37, wherein the neurodegenerative disease is Stage 5 Alzheimer's disease.

43. The method of claim 37, wherein the neurodegenerative disease is Stage 6 Alzheimer's disease.

44. The method of claim 37, wherein the neurodegenerative disease is Stage 7 Alzheimer's disease.

45. The method of claim 36, wherein the neurodegenerative disease is Parkinson's disease, traumatic brain injury, amyotrophic lateral sclerosis, multiple sclerosis, or dementia.

46. A method of treating one or more symptoms of a disorder, disease, or condition in a subject, comprising administering to the subject a pharmaceutical composition of any one of claims 1 to 35; wherein the disorder, disease, or condition is an ocular disorder or Downs syndrome.

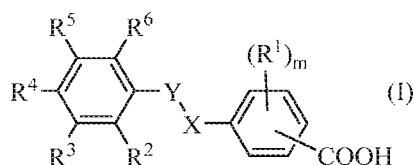
47. A method of inhibiting the production of amyloid β in a subject, comprising administering to the subject a pharmaceutical composition of any one of claims 1 to 35.

48. A method of attenuating the amyloid β level in a subject, comprising administering to the subject a pharmaceutical composition of any one of claims 1 to 35.

49. The method of claim 47 or 48, wherein the amyloid β is amyloid β 40.

50. The method of claim 47 or 48, wherein the amyloid β is amyloid β 42.

51. A method of inhibiting the production of amyloid β in a cell, comprising contacting the cell with a compound of Formula I:



or an enantiomer, a mixture of enantiomers, a mixture of two or more diastereomers, a tautomer, a mixture of two or more tautomers, or an isotopic variant thereof; or a pharmaceutically acceptable salt, solvate, hydrate, or prodrug thereof;

wherein:

X is $-\text{SO}_2-$ and Y is $-\text{NR}^{\text{X}}-$; or X is $-\text{NR}^{\text{X}}-$ and Y is $-\text{SO}_2-$;

each R^1 is independently (a) cyano, halo, or nitro; (b) C_{1-6} alkyl, C_{2-6} alkenyl, C_{2-6} alkynyl, C_{3-10} cycloalkyl, C_{6-14} aryl, C_{7-15} aralkyl, heteroaryl, or heterocyclyl; or (c) $-\text{C}(\text{O})\text{R}^{1a}$, $-\text{C}(\text{O})\text{OR}^{1a}$, $-\text{C}(\text{O})\text{NR}^{1b}\text{R}^{1c}$, $-\text{C}(\text{O})\text{SR}^{1a}$, $-\text{C}(\text{NR}^{1a})\text{NR}^{1b}\text{R}^{1c}$, $-\text{C}(\text{S})\text{R}^{1a}$, $-\text{C}(\text{S})\text{OR}^{1a}$, $-\text{C}(\text{S})\text{NR}^{1b}\text{R}^{1c}$, $-\text{OR}^{1a}$, $-\text{OC}(\text{O})\text{R}^{1a}$, $-\text{OC}(\text{O})\text{OR}^{1a}$, $-\text{OC}(\text{O})\text{NR}^{1b}\text{R}^{1c}$, $-\text{OC}(\text{O})\text{SR}^{1a}$, $-\text{OC}(=\text{NR}^{1a})\text{NR}^{1b}\text{R}^{1c}$, $-\text{OC}(\text{S})\text{R}^{1a}$, $-\text{OC}(\text{S})\text{OR}^{1a}$, $-\text{OC}(\text{S})\text{NR}^{1b}\text{R}^{1c}$, $-\text{OS}(\text{O})\text{R}^{1a}$, $-\text{OS}(\text{O})_2\text{R}^{1a}$, $-\text{OS}(\text{O})\text{NR}^{1b}\text{R}^{1c}$, $-\text{OS}(\text{O})_2\text{NR}^{1b}\text{R}^{1c}$, $-\text{NR}^{1b}\text{R}^{1c}$, $-\text{NR}^{1a}\text{C}(\text{O})\text{R}^{1d}$, $-\text{NR}^{1a}\text{C}(\text{O})\text{OR}^{1d}$, $-\text{NR}^{1a}\text{C}(\text{O})\text{NR}^{1b}\text{R}^{1c}$, $-\text{NR}^{1a}\text{C}(\text{O})\text{SR}^{1d}$, $-\text{NR}^{1a}\text{C}(=\text{NR}^{1d})\text{NR}^{1b}\text{R}^{1c}$, $-\text{NR}^{1a}\text{C}(\text{S})\text{R}^{1d}$, $-\text{NR}^{1a}\text{C}(\text{S})\text{OR}^{1d}$, $-\text{NR}^{1a}\text{C}(\text{S})\text{NR}^{1b}\text{R}^{1c}$, $-\text{NR}^{1a}\text{S}(\text{O})\text{R}^{1d}$, $-\text{NR}^{1a}\text{S}(\text{O})_2\text{R}^{1d}$, $-\text{NR}^{1a}\text{S}(\text{O})\text{NR}^{1b}\text{R}^{1c}$, $-\text{NR}^{1a}\text{S}(\text{O})_2\text{NR}^{1b}\text{R}^{1c}$, $-\text{S}(\text{O})\text{R}^{1a}$, $-\text{S}(\text{O})_2\text{R}^{1a}$, $-\text{S}(\text{O})\text{NR}^{1b}\text{R}^{1c}$, or $-\text{S}(\text{O})_2\text{NR}^{1b}\text{R}^{1c}$;

R^2 , R^5 , R^6 , and R^{X} are each independently (a) hydrogen, deuterium, cyano, halo, or nitro; (b) C_{1-6} alkyl, C_{2-6} alkenyl, C_{2-6} alkynyl, C_{3-10} cycloalkyl, C_{6-14} aryl, C_{7-15} aralkyl, heteroaryl, or heterocyclyl; or (c) $-\text{C}(\text{O})\text{R}^{1a}$, $-\text{C}(\text{O})\text{OR}^{1a}$, $-\text{C}(\text{O})\text{NR}^{1b}\text{R}^{1c}$, $-\text{C}(\text{O})\text{SR}^{1a}$, $-\text{C}(\text{NR}^{1a})\text{NR}^{1b}\text{R}^{1c}$, $-\text{C}(\text{S})\text{R}^{1a}$, $-\text{C}(\text{S})\text{OR}^{1a}$, $-\text{C}(\text{S})\text{NR}^{1b}\text{R}^{1c}$, $-\text{OR}^{1a}$, $-\text{OC}(\text{O})\text{R}^{1a}$, $-\text{OC}(\text{O})\text{OR}^{1a}$, $-\text{OC}(\text{O})\text{NR}^{1b}\text{R}^{1c}$, $-\text{OC}(\text{O})\text{SR}^{1a}$, $-\text{OC}(=\text{NR}^{1a})\text{NR}^{1b}\text{R}^{1c}$, $-\text{OC}(\text{S})\text{R}^{1a}$, $-\text{OC}(\text{S})\text{OR}^{1a}$, $-\text{OC}(\text{S})\text{NR}^{1b}\text{R}^{1c}$, $-\text{OS}(\text{O})\text{R}^{1a}$, $-\text{OS}(\text{O})_2\text{R}^{1a}$, $-\text{OS}(\text{O})\text{NR}^{1b}\text{R}^{1c}$, $-\text{OS}(\text{O})_2\text{NR}^{1b}\text{R}^{1c}$, $-\text{NR}^{1b}\text{R}^{1c}$, $-\text{NR}^{1a}\text{C}(\text{O})\text{R}^{1d}$, $-\text{NR}^{1a}\text{C}(\text{O})\text{OR}^{1d}$, $-\text{NR}^{1a}\text{C}(\text{O})\text{NR}^{1b}\text{R}^{1c}$, $-\text{NR}^{1a}\text{C}(\text{O})\text{SR}^{1d}$, $-\text{NR}^{1a}\text{C}(=\text{NR}^{1d})\text{NR}^{1b}\text{R}^{1c}$, $-\text{NR}^{1a}\text{C}(\text{S})\text{R}^{1d}$, $-\text{NR}^{1a}\text{C}(\text{S})\text{OR}^{1d}$, $-\text{NR}^{1a}\text{C}(\text{S})\text{NR}^{1b}\text{R}^{1c}$, $-\text{NR}^{1a}\text{S}(\text{O})\text{R}^{1d}$, $-\text{NR}^{1a}\text{S}(\text{O})_2\text{R}^{1d}$, $-\text{NR}^{1a}\text{S}(\text{O})\text{NR}^{1b}\text{R}^{1c}$, $-\text{NR}^{1a}\text{S}(\text{O})_2\text{NR}^{1b}\text{R}^{1c}$, $-\text{S}(\text{O})\text{R}^{1a}$, $-\text{S}(\text{O})_2\text{R}^{1a}$, $-\text{S}(\text{O})\text{NR}^{1b}\text{R}^{1c}$, or $-\text{S}(\text{O})_2\text{NR}^{1b}\text{R}^{1c}$;

R^3 is (a) cyano, halo, or nitro; (b) C_{1-6} alkyl, C_{2-6} alkenyl, C_{2-6} alkynyl, C_{3-10} cycloalkyl, C_{6-14} aryl, C_{7-15} aralkyl, heteroaryl, or heterocyclyl; or (c) $-\text{C}(\text{O})\text{R}^{1a}$, $-\text{C}(\text{O})\text{OR}^{1a}$, $-\text{C}(\text{O})\text{NR}^{1b}\text{R}^{1c}$, $-\text{C}(\text{O})\text{SR}^{1a}$, $-\text{C}(\text{NR}^{1a})\text{NR}^{1b}\text{R}^{1c}$, $-\text{C}(\text{S})\text{R}^{1a}$, $-\text{C}(\text{S})\text{OR}^{1a}$, $-\text{C}(\text{S})\text{NR}^{1b}\text{R}^{1c}$, $-\text{OR}^{1a}$, $-\text{OC}(\text{O})\text{R}^{1a}$, $-\text{OC}(\text{O})\text{OR}^{1a}$, $-\text{OC}(\text{O})\text{NR}^{1b}\text{R}^{1c}$, $-\text{OC}(\text{O})\text{SR}^{1a}$, $-\text{OC}(=\text{NR}^{1a})\text{NR}^{1b}\text{R}^{1c}$, $-\text{OC}(\text{S})\text{R}^{1a}$, $-\text{OC}(\text{S})\text{OR}^{1a}$, $-\text{OC}(\text{S})\text{NR}^{1b}\text{R}^{1c}$, $-\text{OS}(\text{O})\text{R}^{1a}$, $-\text{OS}(\text{O})_2\text{R}^{1a}$, $-\text{OS}(\text{O})\text{NR}^{1b}\text{R}^{1c}$, $-\text{OS}(\text{O})_2\text{NR}^{1b}\text{R}^{1c}$, $-\text{NR}^{1b}\text{R}^{1c}$, $-\text{NR}^{1a}\text{C}(\text{O})\text{R}^{1d}$, $-\text{NR}^{1a}\text{C}(\text{O})\text{OR}^{1d}$, $-\text{NR}^{1a}\text{C}(\text{O})\text{NR}^{1b}\text{R}^{1c}$, $-\text{NR}^{1a}\text{C}(\text{O})\text{SR}^{1d}$, $-\text{NR}^{1a}\text{C}(=\text{NR}^{1d})\text{NR}^{1b}\text{R}^{1c}$, $-\text{NR}^{1a}\text{C}(\text{S})\text{R}^{1d}$, $-\text{NR}^{1a}\text{C}(\text{S})\text{OR}^{1d}$, $-\text{NR}^{1a}\text{C}(\text{S})\text{NR}^{1b}\text{R}^{1c}$, $-\text{NR}^{1a}\text{S}(\text{O})\text{R}^{1d}$, $-\text{NR}^{1a}\text{S}(\text{O})_2\text{R}^{1d}$, $-\text{NR}^{1a}\text{S}(\text{O})\text{NR}^{1b}\text{R}^{1c}$, $-\text{NR}^{1a}\text{S}(\text{O})_2\text{NR}^{1b}\text{R}^{1c}$, $-\text{S}(\text{O})\text{R}^{1a}$, $-\text{S}(\text{O})_2\text{R}^{1a}$, $-\text{S}(\text{O})\text{NR}^{1b}\text{R}^{1c}$,

or $-\text{S}(\text{O})_2\text{NR}^{1b}\text{R}^{1c}$;

R^4 is hydrogen, deuterium, cyano, or fluoro;

each R^{1a} , R^{1b} , R^{1c} , and R^{1d} is independently hydrogen, deuterium, C_{1-6} alkyl, C_{2-6} alkenyl, C_{2-6} alkynyl, C_{3-10} cycloalkyl, C_{6-14} aryl, C_{7-15} aralkyl, heteroaryl, or heterocyclyl; or R^{1a} and R^{1c} together with the C and N atoms to which they are attached form heterocyclyl; or R^{1b} and R^{1c} together with the N atom to which they are attached form heterocyclyl; and

m is an integer of 0, 1, 2, 3, or 4;

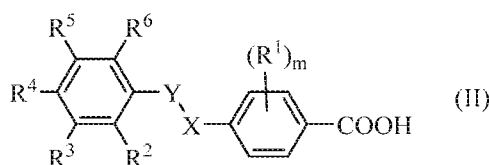
with the proviso that the compound is neither 4-((4'-((4-(2,4-dichlorophenyl)-1-ethyl-1*H*-imidazol-2-yl)methyl)-[1,1'-biphenyl]-4-yl)oxy)-3-((3-(trifluoromethyl)phenyl)sulfonamido)benzoic acid nor 3-(*N*-(5-(4-(4-cyanophenyl)piperidine-1-carbonyl)-2-methylphenyl)sulfamoyl)benzoic acid;

wherein each alkyl, alkenyl, alkynyl, cycloalkyl, aryl, aralkyl, heteroaryl, and heterocyclyl is optionally substituted with one or more, in one embodiment, one, two, three, or four, substituents Q , where each Q is independently selected from (a) deuterium, cyano, halo, and nitro; (b) C_{1-6} alkyl, C_{2-6} alkenyl, C_{2-6} alkynyl, C_{3-10} cycloalkyl, C_{6-14} aryl, C_{7-15} aralkyl, heteroaryl, and heterocyclyl, each of which is further optionally substituted with one or more, in one embodiment, one, two, three, or four, substituents Q^a ; and (c) $-\text{C}(\text{O})\text{R}^a$, $-\text{C}(\text{O})\text{OR}^a$, $-\text{C}(\text{O})\text{NR}^{bR^c}$, $-\text{C}(\text{O})\text{SR}^a$, $-\text{C}(\text{NR}^a)\text{NR}^{bR^c}$, $-\text{C}(\text{S})\text{R}^a$, $-\text{C}(\text{S})\text{OR}^a$, $-\text{C}(\text{S})\text{NR}^{bR^c}$, $-\text{OR}^a$, $-\text{OC}(\text{O})\text{R}^a$, $-\text{OC}(\text{O})\text{OR}^a$, $-\text{OC}(\text{O})\text{NR}^{bR^c}$, $-\text{OC}(\text{O})\text{SR}^a$, $-\text{OC}(=\text{NR}^a)\text{NR}^{bR^c}$, $-\text{OC}(\text{S})\text{R}^a$, $-\text{OC}(\text{S})\text{OR}^a$, $-\text{OC}(\text{S})\text{NR}^{bR^c}$, $-\text{OS}(\text{O})\text{R}^a$, $-\text{OS}(\text{O})_2\text{R}^a$, $-\text{OS}(\text{O})\text{NR}^{bR^c}$, $-\text{OS}(\text{O})_2\text{NR}^{bR^c}$, $-\text{NR}^{bR^c}$, $-\text{NR}^a\text{C}(\text{O})\text{R}^d$, $-\text{NR}^a\text{C}(\text{O})\text{OR}^d$, $-\text{NR}^a\text{C}(\text{O})\text{NR}^{bR^c}$, $-\text{NR}^a\text{C}(\text{O})\text{SR}^d$, $-\text{NR}^a\text{C}(=\text{NR}^d)\text{NR}^{bR^c}$, $-\text{NR}^a\text{C}(\text{S})\text{R}^d$, $-\text{NR}^a\text{C}(\text{S})\text{OR}^d$, $-\text{NR}^a\text{C}(\text{S})\text{NR}^{bR^c}$, $-\text{NR}^a\text{S}(\text{O})\text{R}^d$, $-\text{NR}^a\text{S}(\text{O})_2\text{R}^d$, $-\text{NR}^a\text{S}(\text{O})\text{NR}^{bR^c}$, $-\text{NR}^a\text{S}(\text{O})_2\text{NR}^{bR^c}$, $-\text{SR}^a$, $-\text{S}(\text{O})\text{R}^a$, $-\text{S}(\text{O})_2\text{R}^a$, $-\text{S}(\text{O})\text{NR}^{bR^c}$, and $-\text{S}(\text{O})_2\text{NR}^{bR^c}$, wherein each R^a , R^b , R^c , and R^d is independently (i) hydrogen or deuterium; (ii) C_{1-6} alkyl, C_{2-6} alkenyl, C_{2-6} alkynyl, C_{3-10} cycloalkyl, C_{6-14} aryl, C_{7-15} aralkyl, heteroaryl, or heterocyclyl, each of which is optionally substituted with one or more, in one embodiment, one, two, three, or four, substituents Q^a ; or (iii) R^b and R^c together with the N atom to which they are attached form heterocyclyl, optionally substituted with one or more, in one embodiment, one, two, three, or four, substituents Q^a ;

wherein each Q^a is independently selected from the group consisting of (a) deuterium, cyano, halo, and nitro; (b) C_{1-6} alkyl, C_{2-6} alkenyl, C_{2-6} alkynyl, C_{3-10} cycloalkyl, C_{6-14}

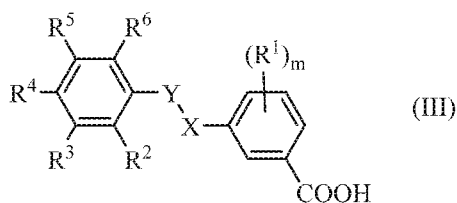
aryl, C₇₋₁₅ aralkyl, heteroaryl, and heterocyclyl; and (c) -C(O)R^e, -C(O)OR^e, -C(O)NR^fR^g, -C(O)SR^e, -C(NR^e)NR^fR^g, -C(S)R^e, -C(S)OR^e, -C(S)NR^fR^g, -OR^e, -OC(O)R^e, -OC(O)OR^e, -OC(O)NR^fR^g, -OC(O)SR^e, -OC(=NR^e)NR^fR^g, -OC(S)R^e, -OC(S)OR^e, -OC(S)NR^fR^g, -OS(O)R^e, -OS(O)₂R^e, -OS(O)NR^fR^g, -OS(O)₂NR^fR^g, -NR^fR^g, -NR^eC(O)R^h, -NR^eC(O)OR^f, -NR^eC(O)NR^fR^g, -NR^eC(O)SR^f, -NR^eC(=NR^h)NR^fR^g, -NR^eC(S)R^h, -NR^eC(S)OR^f, -NR^eC(S)NR^fR^g, -NR^eS(O)R^h, -NR^eS(O)₂R^h, -NR^eS(O)NR^fR^g, -NR^eS(O)₂NR^fR^g, -SR^e, -S(O)R^e, -S(O)₂R^e, -S(O)NR^fR^g, and -S(O)₂NR^fR^g; wherein each R^e, R^f, R^g, and R^h is independently (i) hydrogen or deuterium; (ii) C₁₋₆ alkyl, C₂₋₆ alkenyl, C₂₋₆ alkynyl, C₃₋₁₀ cycloalkyl, C₆₋₁₄ aryl, C₇₋₁₅ aralkyl, heteroaryl, or heterocyclyl; or (iii) R^f and R^g together with the N atom to which they are attached form heterocyclyl.

52. The method of claim 51, wherein the compound is a compound of Formula II:



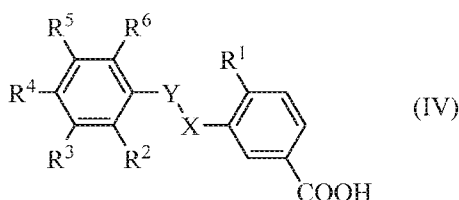
or an enantiomer, a mixture of enantiomers, a mixture of two or more diastereomers, a tautomer, a mixture of two or more tautomers, or an isotopic variant thereof; or a pharmaceutically acceptable salt, solvate, hydrate, or prodrug thereof.

53. The method of claim 51, wherein the compound is a compound of Formula III:



or an enantiomer, a mixture of enantiomers, a mixture of two or more diastereomers, a tautomer, a mixture of two or more tautomers, or an isotopic variant thereof; or a pharmaceutically acceptable salt, solvate, hydrate, or prodrug thereof.

54. The method of claim 53, wherein the compound is a compound of Formula IV:



or an enantiomer, a mixture of enantiomers, a mixture of two or more diastereomers, a tautomer, a mixture of two or more tautomers, or an isotopic variant thereof; or a pharmaceutically acceptable salt, solvate, hydrate, or prodrug thereof.

55. The method of any one of claims 51 to 54, wherein X is $-\text{SO}_2-$ and Y is $-\text{NR}^{\text{X}}-$.
56. The method of claim 55, wherein X is $-\text{SO}_2-$ and Y is $-\text{NH}-$.
57. The method of any one of claims 51 to 54, wherein X is $-\text{NR}^{\text{X}}-$ and Y is $-\text{SO}_2-$.
58. The method of claim 57, wherein X is $-\text{NH}-$ and Y is $-\text{SO}_2-$.
59. The method of any one of claims 51 to 58, wherein each R^1 is independently (a) cyano, halo, or nitro; (b) C_{1-6} alkyl, C_{2-6} alkenyl, C_{2-6} alkynyl, C_{3-10} cycloalkyl, C_{6-14} aryl, C_{7-15} aralkyl, heteroaryl, or heterocyclyl; or (c) $-\text{C}(\text{O})\text{R}^{\text{1a}}$, $-\text{C}(\text{O})\text{OR}^{\text{1a}}$, $-\text{C}(\text{O})\text{NR}^{\text{1b}}\text{R}^{\text{1c}}$, $-\text{C}(\text{O})\text{SR}^{\text{1a}}$, $-\text{C}(\text{NR}^{\text{1a}})\text{NR}^{\text{1b}}\text{R}^{\text{1c}}$, $-\text{C}(\text{S})\text{R}^{\text{1a}}$, $-\text{C}(\text{S})\text{OR}^{\text{1a}}$, $-\text{C}(\text{S})\text{NR}^{\text{1b}}\text{R}^{\text{1c}}$, C_{1-6} alkoxy, $-\text{OC}(\text{O})\text{R}^{\text{1a}}$, $-\text{OC}(\text{O})\text{OR}^{\text{1a}}$, $-\text{OC}(\text{O})\text{NR}^{\text{1b}}\text{R}^{\text{1c}}$, $-\text{OC}(\text{O})\text{SR}^{\text{1a}}$, $-\text{OC}(=\text{NR}^{\text{1a}})\text{NR}^{\text{1b}}\text{R}^{\text{1c}}$, $-\text{OC}(\text{S})\text{R}^{\text{1a}}$, $-\text{OC}(\text{S})\text{OR}^{\text{1a}}$, $-\text{OC}(\text{S})\text{NR}^{\text{1b}}\text{R}^{\text{1c}}$, $-\text{OS}(\text{O})\text{R}^{\text{1a}}$, $-\text{OS}(\text{O})_2\text{R}^{\text{1a}}$, $-\text{OS}(\text{O})\text{NR}^{\text{1b}}\text{R}^{\text{1c}}$, $-\text{OS}(\text{O})_2\text{NR}^{\text{1b}}\text{R}^{\text{1c}}$, $-\text{NR}^{\text{1b}}\text{R}^{\text{1c}}$, $-\text{NR}^{\text{1a}}\text{C}(\text{O})\text{R}^{\text{1d}}$, $-\text{NR}^{\text{1a}}\text{C}(\text{O})\text{OR}^{\text{1d}}$, $-\text{NR}^{\text{1a}}\text{C}(\text{O})\text{NR}^{\text{1b}}\text{R}^{\text{1c}}$, $-\text{NR}^{\text{1a}}\text{C}(\text{O})\text{SR}^{\text{1d}}$, $-\text{NR}^{\text{1a}}\text{C}(=\text{NR}^{\text{1d}})\text{NR}^{\text{1b}}\text{R}^{\text{1c}}$, $-\text{NR}^{\text{1a}}\text{C}(\text{S})\text{R}^{\text{1d}}$, $-\text{NR}^{\text{1a}}\text{C}(\text{S})\text{OR}^{\text{1d}}$, $-\text{NR}^{\text{1a}}\text{C}(\text{S})\text{NR}^{\text{1b}}\text{R}^{\text{1c}}$, $-\text{NR}^{\text{1a}}\text{S}(\text{O})\text{R}^{\text{1d}}$, $-\text{NR}^{\text{1a}}\text{S}(\text{O})_2\text{R}^{\text{1d}}$, $-\text{NR}^{\text{1a}}\text{S}(\text{O})\text{NR}^{\text{1b}}\text{R}^{\text{1c}}$, $-\text{NR}^{\text{1a}}\text{S}(\text{O})_2\text{NR}^{\text{1b}}\text{R}^{\text{1c}}$, $-\text{S}(\text{O})\text{R}^{\text{1a}}$, $-\text{S}(\text{O})_2\text{R}^{\text{1a}}$, $-\text{S}(\text{O})\text{NR}^{\text{1b}}\text{R}^{\text{1c}}$, or $-\text{S}(\text{O})_2\text{NR}^{\text{1b}}\text{R}^{\text{1c}}$, where the alkoxy is optionally substituted with one or more substituents Q.
60. The method of claim 59, wherein each R^1 is independently halo or C_{1-6} alkyl, optionally substituted with one or more substituents Q.
61. The method of claim 59, wherein each R^1 is fluoro or methyl, optionally substituted with one or more substituents Q.
62. The method of any one of claims 51 to 61, wherein m is an integer of 1.

63. The method of any one of claims 51 to 58, wherein m is an integer of 0.
64. The method of any one of claims 51 to 63, wherein R^2 is hydrogen.
65. The method of any one of claims 51 to 64, wherein R^4 is hydrogen.
66. The method of any one of claims 51 to 65, wherein R^3 is (a) cyano, halo, or nitro; (b) C_{1-6} alkyl, C_{2-6} alkenyl, C_{2-6} alkynyl, C_{3-10} cycloalkyl, C_{6-14} aryl, C_{7-15} aralkyl, heteroaryl, or heterocyclyl; or (c) $-C(O)-C_{1-6}$ alkyl, $-C(O)OR^{1a}$, $-C(O)NHR^{1c}$, $-C(O)SR^{1a}$, $-C(NR^{1a})NR^{1b}R^{1c}$, $-C(S)R^{1a}$, $-C(S)OR^{1a}$, $-C(S)NR^{1b}R^{1c}$, $-OR^{1a}$, $-OC(O)R^{1a}$, $-OC(O)OR^{1a}$, $-OC(O)NR^{1b}R^{1c}$, $-OC(O)SR^{1a}$, $-OC(=NR^{1a})NR^{1b}R^{1c}$, $-OC(S)R^{1a}$, $-OC(S)OR^{1a}$, $-OC(S)NR^{1b}R^{1c}$, $-OS(O)R^{1a}$, $-OS(O)_2R^{1a}$, $-OS(O)NR^{1b}R^{1c}$, $-OS(O)_2NR^{1b}R^{1c}$, $-NR^{1b}R^{1c}$, $-NR^{1a}C(O)R^{1d}$, $-NR^{1a}C(O)OR^{1d}$, $-NR^{1a}C(O)NR^{1b}R^{1c}$, $-NR^{1a}C(O)SR^{1d}$, $-NR^{1a}C(=NR^{1d})NR^{1b}R^{1c}$, $-NR^{1a}C(S)R^{1d}$, $-NR^{1a}C(S)OR^{1d}$, $-NR^{1a}C(S)NR^{1b}R^{1c}$, $-NR^{1a}S(O)R^{1d}$, $-NR^{1a}S(O)_2R^{1d}$, $-NR^{1a}S(O)NR^{1b}R^{1c}$, $-NR^{1a}S(O)_2NR^{1b}R^{1c}$, $-S(O)R^{1a}$, $-S(O)_2R^{1a}$, $-S(O)NR^{1b}R^{1c}$, or $-S(O)_2NR^{1b}R^{1c}$; wherein each alkyl, alkenyl, alkynyl, cycloalkyl, aryl, aralkyl, heteroaryl, and heterocyclyl is independently and optionally substituted with one or more substituents Q .
67. The method of claim 66, wherein R^3 is nitro, C_{1-6} alkyl, $-OR^{1a}$, or $-NR^{1a}S(O)_2R^{1d}$; wherein the alkyl is optionally substituted with one or more substituents Q .
68. The method of claim 66, wherein R^3 is nitro, C_{1-6} alkyl, C_{1-6} alkoxy, or C_{1-6} alkylsulfonamido; wherein each alkyl and alkoxy is optionally substituted with one or more substituents Q .
69. The method of claim 66, wherein R^3 is nitro, trifluoromethyl, methoxy, or methylsulfonamido.
70. The method of any one of claims 51 to 69, wherein R^5 is hydrogen or $-OR^{1a}$.
71. The method of claim 70, wherein R^5 is hydrogen or C_{1-6} alkoxy; wherein the alkoxy is optionally substituted with one or more substituents Q .
72. The method of claim 70, wherein R^5 is hydrogen or methoxy.

73. The method of any one of claims 51 to 72, wherein R⁶ is hydrogen, C₁₋₆ alkyl, or -OR^{1a}.

74. The method of claim 73, wherein R⁶ is hydrogen, C₁₋₆ alkyl, or C₁₋₆ alkoxy; wherein the alkyl and alkoxy are each optionally substituted with one or more substituents Q.

75. The method of claim 73, wherein R⁶ is hydrogen, methyl, or methoxy.

76. The method of any one of claims 51 to 58, wherein:

each R¹ is independently (a) cyano, halo, or nitro; (b) C₁₋₆ alkyl, C₂₋₆ alkenyl, C₂₋₆ alkynyl, C₃₋₁₀ cycloalkyl, C₆₋₁₄ aryl, C₇₋₁₅ aralkyl, heteroaryl, or heterocyclyl; or (c) -C(O)R^{1a}, -C(O)OR^{1a}, -C(O)NR^{1b}R^{1c}, -C(O)SR^{1a}, -C(NR^{1a})NR^{1b}R^{1c}, -C(S)R^{1a}, -C(S)OR^{1a}, -C(S)NR^{1b}R^{1c}, C₁₋₆ alkoxy, -OC(O)R^{1a}, -OC(O)OR^{1a}, -OC(O)NR^{1b}R^{1c}, -OC(O)SR^{1a}, -OC(=NR^{1a})NR^{1b}R^{1c}, -OC(S)R^{1a}, -OC(S)OR^{1a}, -OC(S)NR^{1b}R^{1c}, -OS(O)R^{1a}, -OS(O)₂R^{1a}, -OS(O)NR^{1b}R^{1c}, -OS(O)₂NR^{1b}R^{1c}, -NR^{1b}R^{1c}, -NR^{1a}C(O)R^{1d}, -NR^{1a}C(O)OR^{1d}, -NR^{1a}C(O)NR^{1b}R^{1c}, -NR^{1a}C(O)SR^{1d}, -NR^{1a}C(=NR^{1d})NR^{1b}R^{1c}, -NR^{1a}C(S)R^{1d}, -NR^{1a}C(S)OR^{1d}, -NR^{1a}C(S)NR^{1b}R^{1c}, -NR^{1a}S(O)R^{1d}, -NR^{1a}S(O)₂R^{1d}, -NR^{1a}S(O)NR^{1b}R^{1c}, -NR^{1a}S(O)₂NR^{1b}R^{1c}, -S(O)R^{1a}, -S(O)₂R^{1a}, -S(O)NR^{1b}R^{1c}, or -S(O)₂NR^{1b}R^{1c};

R² and R⁴ are each hydrogen;

R³ is (a) cyano, halo, or nitro; (b) C₁₋₆ alkyl, C₂₋₆ alkenyl, C₂₋₆ alkynyl, C₃₋₁₀ cycloalkyl, C₆₋₁₄ aryl, C₇₋₁₅ aralkyl, heteroaryl, or heterocyclyl; or (c) -C(O)-C₁₋₆ alkyl, -C(O)OR^{1a}, -C(O)NHR^{1c}, -C(O)SR^{1a}, -C(NR^{1a})NR^{1b}R^{1c}, -C(S)R^{1a}, -C(S)OR^{1a}, -C(S)NR^{1b}R^{1c}, -OR^{1a}, -OC(O)R^{1a}, -OC(O)OR^{1a}, -OC(O)NR^{1b}R^{1c}, -OC(O)SR^{1a}, -OC(=NR^{1a})NR^{1b}R^{1c}, -OC(S)R^{1a}, -OC(S)OR^{1a}, -OC(S)NR^{1b}R^{1c}, -OS(O)R^{1a}, -OS(O)₂R^{1a}, -OS(O)NR^{1b}R^{1c}, -OS(O)₂NR^{1b}R^{1c}, -NR^{1b}R^{1c}, -NR^{1a}C(O)R^{1d}, -NR^{1a}C(O)OR^{1d}, -NR^{1a}C(O)NR^{1b}R^{1c}, -NR^{1a}C(O)SR^{1d}, -NR^{1a}C(=NR^{1d})NR^{1b}R^{1c}, -NR^{1a}C(S)R^{1d}, -NR^{1a}C(S)OR^{1d}, -NR^{1a}C(S)NR^{1b}R^{1c}, -NR^{1a}S(O)R^{1d}, -NR^{1a}S(O)₂R^{1d}, -NR^{1a}S(O)NR^{1b}R^{1c}, -NR^{1a}S(O)₂NR^{1b}R^{1c}, -S(O)R^{1a}, -S(O)₂R^{1a}, -S(O)NR^{1b}R^{1c}, or -S(O)₂NR^{1b}R^{1c}; and

R⁵ and R⁶ are each independently (a) hydrogen, deuterium, cyano, halo, or nitro; (b) C₁₋₆ alkyl, C₂₋₆ alkenyl, C₂₋₆ alkynyl, C₃₋₁₀ cycloalkyl, C₆₋₁₄ aryl, C₇₋₁₅ aralkyl, heteroaryl, or heterocyclyl; or (c) -C(O)R^{1a}, -C(O)OR^{1a}, -C(O)NR^{1b}R^{1c}, -C(O)SR^{1a}, -C(NR^{1a})NR^{1b}R^{1c}, -C(S)R^{1a}, -C(S)OR^{1a}, -C(S)NR^{1b}R^{1c}, -OR^{1a}, -OC(O)R^{1a}, -OC(O)OR^{1a}, -OC(O)NR^{1b}R^{1c},

$-\text{OC}(\text{O})\text{SR}^{1a}$, $-\text{OC}(=\text{NR}^{1a})\text{NR}^{1b}\text{R}^{1c}$, $-\text{OC}(\text{S})\text{R}^{1a}$, $-\text{OC}(\text{S})\text{OR}^{1a}$, $-\text{OC}(\text{S})\text{NR}^{1b}\text{R}^{1c}$, $-\text{OS}(\text{O})\text{R}^{1a}$,
 $-\text{OS}(\text{O})_2\text{R}^{1a}$, $-\text{OS}(\text{O})\text{NR}^{1b}\text{R}^{1c}$, $-\text{OS}(\text{O})_2\text{NR}^{1b}\text{R}^{1c}$, $-\text{NR}^{1b}\text{R}^{1c}$, $-\text{NR}^{1a}\text{C}(\text{O})\text{R}^{1d}$, $-\text{NR}^{1a}\text{C}(\text{O})\text{OR}^{1d}$,
 $-\text{NR}^{1a}\text{C}(\text{O})\text{NR}^{1b}\text{R}^{1c}$, $-\text{NR}^{1a}\text{C}(\text{O})\text{SR}^{1d}$, $-\text{NR}^{1a}\text{C}(=\text{NR}^{1d})\text{NR}^{1b}\text{R}^{1c}$, $-\text{NR}^{1a}\text{C}(\text{S})\text{R}^{1d}$, $-\text{NR}^{1a}\text{C}(\text{S})\text{OR}^{1d}$,
 $-\text{NR}^{1a}\text{C}(\text{S})\text{NR}^{1b}\text{R}^{1c}$, $-\text{NR}^{1a}\text{S}(\text{O})\text{R}^{1d}$, $-\text{NR}^{1a}\text{S}(\text{O})_2\text{R}^{1d}$, $-\text{NR}^{1a}\text{S}(\text{O})\text{NR}^{1b}\text{R}^{1c}$, $-\text{NR}^{1a}\text{S}(\text{O})_2\text{NR}^{1b}\text{R}^{1c}$,
 $-\text{S}(\text{O})\text{R}^{1a}$, $-\text{S}(\text{O})_2\text{R}^{1a}$, $-\text{S}(\text{O})\text{NR}^{1b}\text{R}^{1c}$, or $-\text{S}(\text{O})_2\text{NR}^{1b}\text{R}^{1c}$;

wherein each alkyl, alkenyl, alkynyl, cycloalkyl, aryl, aralkyl, heteroaryl, and heterocyclyl is independently and optionally substituted with one or more, in one embodiment, one, two, three, or four, substituents Q.

77. The method of any one of claims 51 to 58, wherein:

each R^1 is independently (a) cyano, halo, or nitro; (b) C_{1-6} alkyl, C_{2-6} alkenyl, C_{2-6} alkynyl, C_{3-10} cycloalkyl, C_{6-14} aryl, C_{7-15} aralkyl, heteroaryl, or heterocyclyl; or (c) $-\text{C}(\text{O})\text{R}^{1a}$, $-\text{C}(\text{O})\text{OR}^{1a}$, $-\text{C}(\text{O})\text{NR}^{1b}\text{R}^{1c}$, $-\text{C}(\text{O})\text{SR}^{1a}$, $-\text{C}(\text{NR}^{1a})\text{NR}^{1b}\text{R}^{1c}$, $-\text{C}(\text{S})\text{R}^{1a}$, $-\text{C}(\text{S})\text{OR}^{1a}$, $-\text{C}(\text{S})\text{NR}^{1b}\text{R}^{1c}$, C_{1-6} alkoxy, $-\text{OC}(\text{O})\text{R}^{1a}$, $-\text{OC}(\text{O})\text{OR}^{1a}$, $-\text{OC}(\text{O})\text{NR}^{1b}\text{R}^{1c}$, $-\text{OC}(\text{O})\text{SR}^{1a}$, $-\text{OC}(=\text{NR}^{1a})\text{NR}^{1b}\text{R}^{1c}$, $-\text{OC}(\text{S})\text{R}^{1a}$, $-\text{OC}(\text{S})\text{OR}^{1a}$, $-\text{OC}(\text{S})\text{NR}^{1b}\text{R}^{1c}$, $-\text{OS}(\text{O})\text{R}^{1a}$, $-\text{OS}(\text{O})_2\text{R}^{1a}$, $-\text{OS}(\text{O})\text{NR}^{1b}\text{R}^{1c}$, $-\text{OS}(\text{O})_2\text{NR}^{1b}\text{R}^{1c}$, $-\text{NR}^{1b}\text{R}^{1c}$, $-\text{NR}^{1a}\text{C}(\text{O})\text{R}^{1d}$, $-\text{NR}^{1a}\text{C}(\text{O})\text{OR}^{1d}$, $-\text{NR}^{1a}\text{C}(\text{O})\text{NR}^{1b}\text{R}^{1c}$, $-\text{NR}^{1a}\text{C}(\text{O})\text{SR}^{1d}$, $-\text{NR}^{1a}\text{C}(=\text{NR}^{1d})\text{NR}^{1b}\text{R}^{1c}$, $-\text{NR}^{1a}\text{C}(\text{S})\text{R}^{1d}$, $-\text{NR}^{1a}\text{C}(\text{S})\text{OR}^{1d}$, $-\text{NR}^{1a}\text{C}(\text{S})\text{NR}^{1b}\text{R}^{1c}$, $-\text{NR}^{1a}\text{S}(\text{O})\text{R}^{1d}$, $-\text{NR}^{1a}\text{S}(\text{O})_2\text{R}^{1d}$, $-\text{NR}^{1a}\text{S}(\text{O})\text{NR}^{1b}\text{R}^{1c}$, $-\text{NR}^{1a}\text{S}(\text{O})_2\text{NR}^{1b}\text{R}^{1c}$, $-\text{S}(\text{O})\text{R}^{1a}$, $-\text{S}(\text{O})_2\text{R}^{1a}$, $-\text{S}(\text{O})\text{NR}^{1b}\text{R}^{1c}$, or $-\text{S}(\text{O})_2\text{NR}^{1b}\text{R}^{1c}$;

R^2 and R^4 are each hydrogen;

R^3 is nitro, C_{1-6} alkyl, $-\text{OR}^{1a}$, or $-\text{NR}^{1a}\text{S}(\text{O})_2\text{R}^{1d}$;

R^5 is hydrogen or $-\text{OR}^{1a}$;

R^6 is hydrogen, C_{1-6} alkyl, or $-\text{OR}^{1a}$; and

m is an integer of 0, 1, 2, or 3;

wherein each alkyl, alkenyl, alkynyl, cycloalkyl, aryl, aralkyl, heteroaryl, and heterocyclyl is independently and optionally substituted with one or more, in one embodiment, one, two, three, or four, substituents Q.

78. The method of any one of claims 51 to 58, wherein:

each R^1 is independently halo or C_{1-6} alkyl;

R^2 and R^4 are each hydrogen;

R^3 is nitro, C_{1-6} alkyl, C_{1-6} alkoxy, or C_{1-6} alkylsulfonamido;

R⁵ is hydrogen or C₁₋₆ alkoxy;

R⁶ is hydrogen, C₁₋₆ alkyl, or C₁₋₆ alkoxy; and

m is an integer of 0, 1, or 2;

wherein each alkyl, alkoxy, and C₁₋₆ alkylsulfonamido is optionally substituted with one or more, in one embodiment, one, two, three, or four, substituents Q.

79. The method of any one of claims 51 to 58, wherein:

R¹ is fluoro or methyl;

R² and R⁴ are each hydrogen;

R³ is nitro, trifluoromethyl, methoxy, or methylsulfonamido;

R⁵ is hydrogen or methoxy;

R⁶ is hydrogen, methyl, or methoxy; and

m is an integer of 0 or 1.

80. The method of any one of claims 51 to 58, wherein the compound is:

4-(*N*-(3-(methylsulfonamido)phenyl)sulfamoyl)benzoic acid;

3-(*N*-(2-methyl-5-(trifluoromethyl)phenyl)sulfamoyl)benzoic acid;

3-(*N*-(3,5-dimethoxyphenyl)sulfamoyl)benzoic acid;

3-((2-methoxy-5-nitrophenyl)sulfonamido)-4-methylbenzoic acid; or

2-fluoro-4-(*N*-(3-(methylsulfonamido)phenyl)sulfamoyl)benzoic acid;

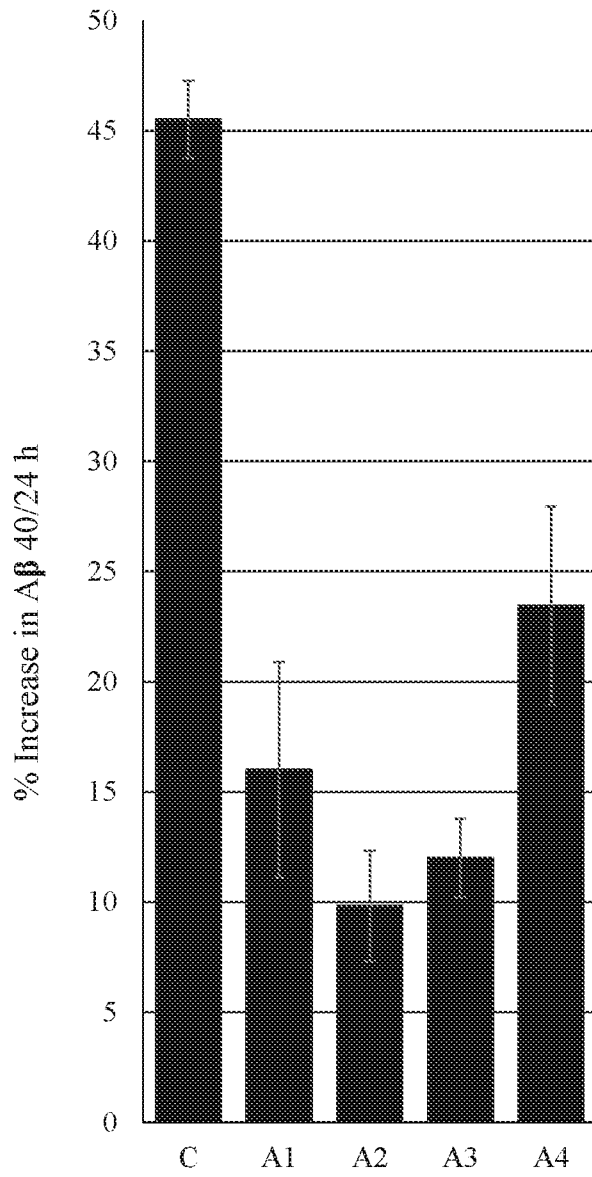
or a tautomer, a mixture of two or more tautomers, or an isotopic variant thereof, or a pharmaceutically acceptable salt, solvate, hydrate, or prodrug thereof.

81. The method of any one of claims 51 to 80, wherein the amyloid β is amyloid β 40.

82. The method of any one of claims 51 to 80, wherein the amyloid β is amyloid β 42.

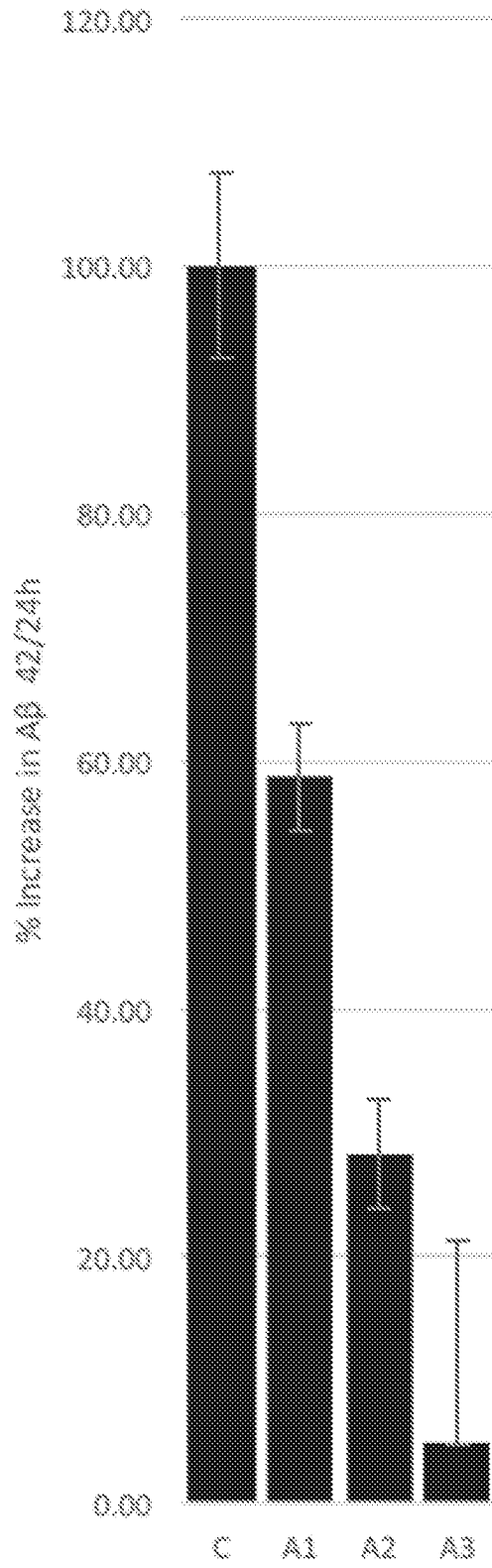
1/2

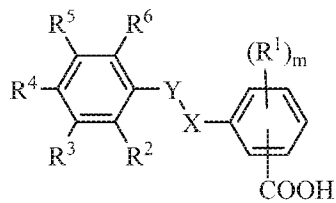
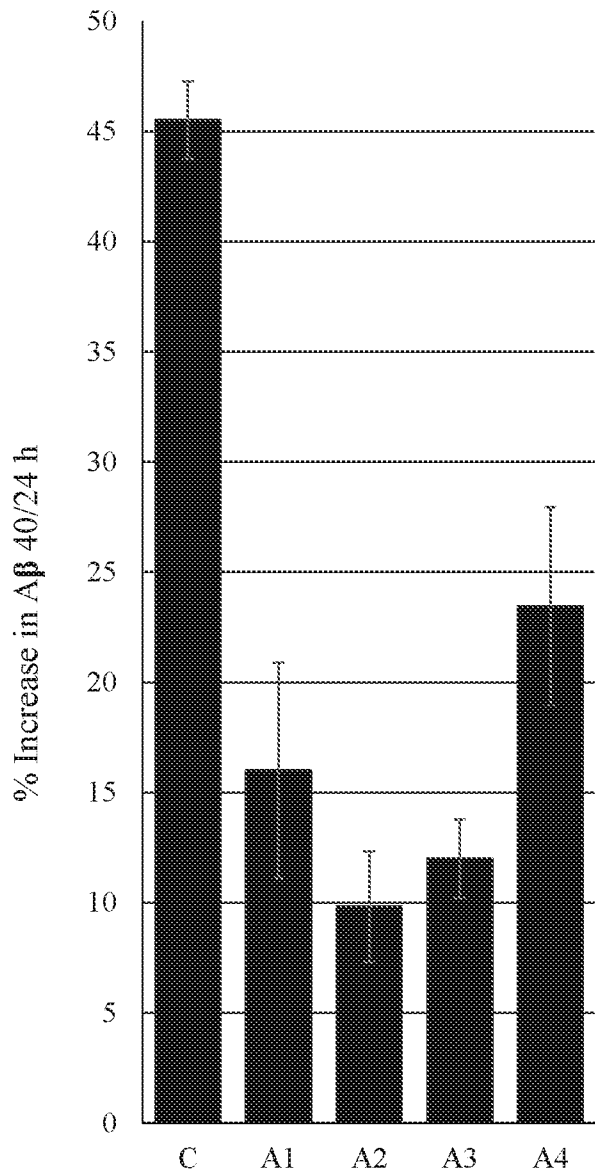
FIG. 1



2/2

FIG. 2





(I)